

NEW YORK

METS

2023



A photograph of two hands holding up two condensation-covered glass bottles of Coca-Cola. The hands are positioned in the foreground, with the bottles clinking together. The background is a blurred view of a baseball stadium during a game, with the field and stands visible under a bright sky. The Coca-Cola logo is overlaid in a large, white, cursive font across the center of the image.

Coca-Cola®

Real Magic™

The Coca-Cola logo is displayed in white cursive script on a solid red background. Below the logo, the words "Real Magic" are written in a white, sans-serif font.

Coca-Cola®
Real Magic™





Mets HALL OF

FAME

2023 INDUCTEES

TABLE OF CONTENTS

2023 METS MEDIA GUIDE

Table of Contents.....	1
Community Outreach.....	2-8
Club Directory.....	9-22

OFFICE OF THE CHAIRMAN

Office of the Chairman/Ownership.....	23-25
---------------------------------------	-------

FRONT OFFICE & MEDICAL

Executives.....	27-31
Medical & Performance Staff.....	32-33
Performance Staff.....	34-37
Team Operations.....	38-39
Mets Ambassadors.....	40-42
Mets Events.....	43

MANAGER & COACHES

Buck Showalter.....	46-49
Coaches.....	50-65
Additional Staff.....	66-67
All-Time Mets Coaches.....	68

2023 NEW YORK METS

Player Biographies.....	70-219
-------------------------	--------

SCOUTING & MINOR LEAGUES

Scouting Staff Directory.....	222-223
Pro Player Evaluation.....	224
Pro Player Personnel.....	225
Amateur Scouting.....	226-227
International Scouting.....	228
Minor Leagues & Player Development Staff.....	229
Minor League Staff Bios.....	230-234
Minor League Performance Staff.....	235
Minor League Operations.....	236
Minor League Affiliate Directory.....	237
Syracuse (AAA) Mets.....	238-239
Binghamton (AA) Rumble Ponies.....	240-241
Brooklyn (A+) Cyclones.....	242-243
St. Lucie (A-) Mets.....	244-245
Complex League.....	246-249
Dominican Republic Academy.....	250-251
Dominican Summer League Mets #1.....	252
Dominican Summer League Mets #2.....	253
Player Development Award Winners.....	254-256
Minor League Player Biographies.....	257-307



Citi Field • Flushing, NY 11368 • 718-507-METS

COMMUNICATIONS DEPARTMENT

718-565-4330 • mets.com • losmets.com • @Mets

Nancy Elder.....	Chief Communications Officer
Ethan Wilson.....	Senior Director, Communications
Zach Weber.....	Senior Director, Communications & Publications
Álan Surriel.....	Manager, Communications/Team Translator
Zack Becker.....	Manager, Communications
Katie Agostin.....	Manager, Communications
Josh Lederman.....	Assistant, Communications

2022 YEAR IN REVIEW

Day-by-Day.....	309-312
Chronology.....	313-316
Final Stats.....	317-318
Miscellaneous Charts.....	319
Highs & Lows.....	320
Major League Standings.....	321

HISTORY

Mets Hall of Fame.....	324-330
Mets Retired Numbers.....	331-332
The 1964 & 2013 All-Star Games.....	333-334
Mets All-Star Selections.....	335
Mets National Award Winners.....	336-337
Mets National League Award Winners.....	338-339
Mets All-Time Roster & Numerical Roster.....	340-355
Mets Uniform History.....	356-360
Mets Firsts: Polo Grounds, Shea & Citi Field.....	361-368
All-Time Batting/Pitching Leaders.....	369-370
Single-Season Batting/Pitching Leaders.....	371-372
Rookie Batting/Pitching Leaders.....	373-374
All-Time Leaders.....	375-376
Mets National League Leaders.....	376
All-Time Team Statistics.....	377-378
Year-by-Year Records.....	379
All-Time Win/Loss Breakdown.....	380-381
Historical Records.....	382-389
Last Trade With Each Club.....	390
No-Hitters & One-Hitters in Mets History.....	391-393
Opening Day Results/Lineups.....	394-396
Attendance Records.....	397-399
Important Dates in Mets History.....	400-406
Mets vs. Opponents.....	407-432
When Was the Last Time.....	433-435
Year-by-Year Pinch-Hit Home Runs.....	436
Year-by-Year Grand Slams.....	437
Best/Worst Homestands & Road Trips.....	438
Mets Fielding Records.....	439

POSTSEASON

Game-by-Game Results.....	442-477
Postseason Records.....	478-488

MEDIA

Mets TV/Radio.....	491-498
Mets on the Air.....	499-500
Spring Training Information.....	501-503
Mets Communications Staff.....	503
Citi Field Diagram.....	504
New York Media.....	505
Filler Index.....	506
2023 New York Mets Schedule.....	507

The New York Mets 2023 Media Guide was prepared by the Mets Communications Department: Nancy Elder, Ethan Wilson, Zach Weber, Alan Surriel, Zack Becker, Katie Agostin, Josh Lederman, Elyssa Kaplan, Samantha Brown, Julia Baxley and Molly Keshin.

Design & Layout by Nick Kelly, Zach Weber and Zack Becker. Cover by Josh Rosenman and Becky Savoia. Photography by Marc S. Levine, Liz Flynn, AP Photos, Getty Images, Sports Illustrated, The Baseball Hall of Fame & MLB Photos.

Statistics used in the guide were generated by the Elias Sports Bureau, MLB Advanced Media, MLB Information Systems and Baseball-Reference.com.

Copyright 2023 Sterling Mets L.P. All rights reserved.
All information as of March 1, 2023.

AMAZIN' METS FOUNDATION



Since its inception in January 2021, the Amazin' Mets Foundation has provided more than \$5 million in grants and contributions to over 100 charitable organizations to help strengthen programs focused on hunger relief efforts, youth development, and a variety of other community services. The Foundation's priority is to fund organizations operating in the following areas:

Community & Neighbors, Health & Wellness, Baseball & Athletics, and Youth & Education.

COMMUNITY & NEIGHBORS



Partners are focused on: access to employment opportunities, food insecurity, serving military and first responders, and supporting underserved populations.

HEALTH & WELLNESS



From healthy eating to exercise, the programs the Foundation supports enables New Yorkers to prioritize a healthy lifestyle.

BASEBALL & ATHLETICS



These partners help invest in local, underserved communities by easing financial burdens and providing access, equipment and education in youth baseball and softball, as well as other athletic programs.

YOUTH & EDUCATION



These grants funded by the Foundation support various educational programs, including workforce development, technical training, college scholarships, and after-school care.

METSGIVING



MetsGiving is a series of programs in November and December that focus on supporting our community during the holiday season. Mets Front Office staff, corporate partners, and fans all work together to give back and help those underserved in the community.

FOOD DRIVE

The Mets hosted their annual MetsGiving Food Drive benefiting New York Common Pantry, one of the largest community-based food pantries that focuses on underserved communities throughout New York City. Fans who donated at least 10 non-perishable items received one voucher redeemable for two tickets to a Mets home game in 2023. Mets fans donated almost 8,100 pounds of food, which New York Common Pantry distributed throughout the holiday season. New York Common Pantry was the recipient of a grant from the Amazin' Mets Foundation for their Food Choice Program, a program that works towards the reduction of hunger and food insecurity.



ANNUAL TURKEY GIVEAWAY

The Amazin' Mets Foundation distributed 5,500 turkeys ahead of Thanksgiving as part of their eighth annual MetsGiving Turkey Giveaway. The turkeys helped feed over 50,00 underserved individuals in all five boroughs. Mets outfielder Mark Canha and his wife, Marci, joined Mr. & Mrs. Met to help distribute the turkeys at the various community partner locations. Individuals receiving the turkeys were also given tickets to a Mets home game in 2023 and a MetsGiving tote bag.

The Amazin' Mets Foundation teamed up with 11 community partner organizations to distribute the turkeys and hosted five in-person distributions with The River Fund NY in Queens, Part of the Solution in the Bronx, New York Common Pantry in Manhattan, Alliance for Coney Island in Brooklyn, and Project Hospitality in Staten Island.



KIDS HOLIDAY PARTY

The Mets hosted their annual Kids Holiday Party at Citi Field with 125 students from five local Title 1 schools in Queens to celebrate the holiday season. Mets alum Todd Zeile donned the Santa suit and was joined by Mets Owner Alex Cohen, outfielder Brandon Nimmo and his wife, Chelsea, designated hitter Daniel Vogelbach, and manager Buck Showalter and his wife, Angela, who helped hand out presents to all the students.

The children enjoyed a holiday lunch, played games with Mr. & Mrs. Met, and received gifts from Santa and his elves.



HOLIDAY SHOPPING SPREE

The Mets Holiday Shopping Spree presented by Delta Air Lines gives underserved families in Queens an unforgettable holiday experience. In 2022, the Mets invited 20 children from Women in Need (Win), the largest provider of shelter and supportive services for families experiencing homelessness in New York City. Mets General Manager Billy Eppler, pitcher Carlos Carrasco, and designated hitter Daniel Vogelbach, along with Delta volunteers surprised the children with a \$275 gift card to shop for holiday gifts for themselves.

After the shopping finished, the children enjoyed a pizza party and made holiday crafts with the players and volunteers. The children were also gifted an additional \$150 gift card for their families. A total of 50 families from Win were gifted Target gift cards for the holidays.



COAT DRIVE

The Mets partnered with New York Cares for the 16th annual Winter Coat Drive at Citi Field. Mets employees worked alongside volunteers to collect more than 2,100 new and gently used coats. Fans that donated blood received a voucher good for two tickets to a future home game in 2023, a discount to the Mets Team Store, and the opportunity to take free photos with Santa Claus and the Coca-Cola Holiday Caravan.



BLOOD DRIVE

More than 500 fans donated blood at the annual Winter Blood Drive held in the Piazza Club at Citi Field with New York Blood Center. The drive collected over 600 pints of blood, which will save over 1,800 lives. Fans that donated blood received a voucher good for two tickets to a home game in 2023.



YA GOTTA READ!


Ya Gotta Read! is an educational program designed to foster a love of reading in students. During the program, participating students are challenged to read for 20 minutes every school night for six weeks, coinciding with the start and finish of Mets Spring Training. The Mets are partnering with 22 local elementary schools and a total of 15,000 students in 2023. Since the launch of the program in 2017, Ya Gotta Read! has expanded to impact almost 49,000 students at 48 schools in Queens and Brooklyn.



YOUTH BASEBALL & ATHLETICS

The Mets are committed to supporting the development of youth baseball and softball in their local, underserved communities. Through a variety of programs, the Junior Mets initiative help introduce the game of baseball and softball to youth, provides access to equipment and fields, and offers clinics and camps to help with skills and development.

Since 2021, the Amazin' Mets Foundation's Sandlot Stars program, in partnership with Pitch In For Baseball and Softball, has provided brand new equipment to over 3,800 little leaguers in New York City, New Jersey, Long Island, Syracuse, Port St. Lucie and the Dominican Republic. The Mets have also teamed up with USA Baseball for the Fun at Bat initiative that will help over 150 Title 1 schools in New York City learn the game of baseball through a fun curriculum and new gym equipment.



CLUB DIRECTORY

OWNERSHIP

Steven A. Cohen.....	Owner, Chairman and CEO
Alexandra M. Cohen.....	Owner & President, Amazin' Mets Foundation
Andrew B. Cohen.....	Vice Chairman
Fred Wilpon.....	Chairman Emeritus
Jeanne Melino.....	Board of Directors
Chris Christie.....	Board of Directors

OFFICERS

Sandy Alderson.....	Special Advisor to Ownership
Alex Cohen.....	Owner & President of Amazin' Mets Foundation
Mark Brubaker.....	Chief Technology Officer
Steve Canina.....	Chief Financial Officer & Treasurer
Nancy Elder.....	Chief Communications Officer
Billy Eppler.....	Executive Vice President, General Manager
Andy Goldberg.....	Executive Vice President & Chief Marketing Officer
Katie Pothier.....	Executive Vice President & Chief Legal Officer
Ariel Speicher.....	Head of Human Resources
Jeff White.....	Executive Vice President, Operations
Jeff Deline.....	Executive Vice President & Chief Revenue Officer
Jake Bye.....	Senior Vice President, Ticketing & Premium
Sue Lucchi.....	Senior Vice President, Ballpark Operations
Brenden Mallette.....	Senior Vice President, Partnerships
Jeanne Melino.....	Senior Vice President, Foundation & Community Engagement
John Ricco.....	Senior Vice President & Chief of Staff
Jonathan Strangio.....	Senior Vice President, Baseball Operations
Peter Woll.....	Senior Vice President, Finance
Chris Brown.....	Vice President, Guest Experience & Venue Operations
Peter Cassano.....	Vice President, Facility Operations
Steven Cohen.....	Vice President, Brooklyn Administration
James Denniston.....	Vice President & Co-General Counsel
Taryn Donovan.....	Vice President, Hospitality
Oscar Fernandez.....	Vice President, Technology Solutions
Jay Horwitz.....	Vice President, Alumni Public Relations & Team Historian
Dan Jee.....	Vice President, Brand Marketing & Strategy
Neal Kaplan.....	Vice President, Strategy
Ian Levin.....	Vice President & Assistant General Manager, Baseball Operations
Andrew Markowitz.....	Vice President, Acquisition & Retention Digital Marketing
John McKay.....	Vice President, Security
LJ Nassivera.....	Vice President, Transportation Strategies
Sean Olsen.....	Vice President, Technology Infrastructure
Jarett Parver.....	Vice President, Ticket Operations
Robert Rogers.....	Vice President, Human Resources
Nikki Romolo.....	Vice President, Events
Paul Taglieri.....	Vice President, Minor League Facilities
Thomas Tanous.....	Vice President, Amateur and International Scouting
Jessica Villanella.....	Vice President, Employee Relations & Co-General Counsel
Ben Zauzmer.....	Vice President & Assistant General Manager, Baseball Analytics

BASEBALL OPERATIONS

Billy Eppler.....	Executive Vice President, General Manager
Jonathan Strangio.....	Senior Vice President, Baseball Operations
Ian Levin.....	Vice President & Assistant General Manager, Baseball Operations
Ben Zauzmer.....	Vice President & Assistant General Manager, Baseball Analytics
Thomas Tanous.....	Vice President, Amateur & International Scouting
Carlos Beltrán.....	Special Assistant to the General Manager
Steve Martone.....	Special Advisor to the GM, Draft Operations
Nate Horowitz.....	Senior Director, Pro Player Personnel
Elizabeth Benn.....	Director, Major League Operations
Bryan Hayes.....	Director, Baseball Development
Nick Spar.....	Director, Baseball Operations
John Madsen.....	Coordinator, Baseball Operations
Janine Laboy-Gonzalez.....	Executive Assistant to the General Manager
Hiro Fujiwara.....	Interpreter
Rachel Neugart.....	Baseball Operations Fellow
James Burke.....	Business Manager, Baseball Ops
Kathryn Crimmins.....	Business Manager, Baseball Ops

MAJOR LEAGUE COACHING STAFF

Buck Showalter.....	Manager
Eric Chavez.....	Bench Coach
Glenn Sherlock.....	Catching Coach
Jeremy Hefner.....	Pitching Coach
Jeremy Barnes.....	Hitting Coach
Eric Hinske.....	Assistant Hitting Coach
Wayne Kirby.....	First Base Coach
Joey Cora.....	Third Base Coach
Dom Chitti.....	Bullpen Coach
Danny Barnes.....	Assistant Coach
Dave Racaniello.....	Bullpen Catcher
Eric Langill.....	Bullpen Catcher
Rafael Fernandez.....	Major League Coaching Assistant
Aaron Myers.....	Major League Staff Assistant

MAJOR LEAGUE PERFORMANCE STAFF

Jim Cavallini.....	Director of Performance
Brian Chicklo.....	Director of Player Health
Joseph Golia.....	Head Athletic Trainer
Bryan Baca.....	Assistant Athletic Trainer
Sean Bardenett.....	Reconditioning Coordinator
Josh Bickel.....	Reconditioning Therapist
Dustin Clarke.....	Head Performance Coach
Tanner Miracle.....	Assistant Performance Coach
Jeremy Chiang.....	Performance Nutrition Coordinator
Mutsuyoshi Kobayashi.....	Soft Tissue Therapist
Jack Jung.....	Soft Tissue Therapist

PERFORMANCE TECHNOLOGY

Ben Hansen.....	Director, Performance Technology
Dean Little.....	Sports Science Manager
Sara Ann Davidson.....	Major League Assistant Sports Scientist
Jackson Bertoli.....	Minor League Sports Science Coordinator
Mitchell Wheatley.....	Business Manager, Performance Technology

TEAM OPERATIONS

June Napoli.....	Director, Family Experience
Edgar Suero.....	Manager, Team Travel
Brooklyn Covell.....	Manager, Player Operations
Kevin Kierst.....	Major League Clubhouse Manager
Dave Berni.....	Visiting Clubhouse Manager
Scott Keltner.....	Coordinator, Clubhouse Operations
Tomás Membreno.....	Executive Chef
Kelly Zavala.....	Sous Chef
Natalie Delgado.....	Kitchen Assistant

MEDICAL DEPARTMENT

Dr. David Altchek.....	Medical Director
Dr. Kathryn McElheny.....	Head Team Physician
Dr. Larry Gulotta.....	Head Team Orthopedist
Dr. Frank Cammisa.....	Spine Specialist
Dr. Michelle Carlson.....	Hand Specialist
Dr. James Carr.....	Florida Team Orthopedist
Dr. Mark Drakos.....	Foot & Ankle Specialist
Dr. Fred Feuerbach.....	Cardiologist
Dr. Michael Jacobs.....	Dermatologist
Dr. Daniel Laby.....	Performance Vision
Dr. Sangwoo Lee.....	Ophthalmologist
Dr. Howard Livers.....	Dentist
Dr. Matt McCarthy.....	Neurologist
Dr. Andrew Pearle.....	Team Orthopedist
Dr. Anil Ranawat.....	Team Orthopedist
Terrance SgROI.....	Physical Therapy Specialist
Dr. Wayne Winnick.....	Chiropractor
Dr. Tim Brennan.....	EAP
Laura Diamond.....	EAP

BASEBALL ANALYTICS

Ben Zauzmer.....	Assistant General Manager
Joseph Lefkowitz	Director, Baseball Analytics
Jared Faust	Manager, Baseball Research & Development
Daniel Schoenfeld.....	Manager, Minor League Analytics
Joseph Scarola.....	Manager, Video Operations
Michael Jerman.....	Senior Analyst, Baseball Analytics
Sam Saskin.....	Senior Analyst, Baseball Analytics
Sean Haggans.....	Senior Coordinator, Video Operations
David Lang.....	Coordinator, Pitching Analytics
Jack Bredeson.....	Coordinator, Pitching Analysis & Evaluations
Jake Toffler	Analyst II, Baseball Analytics
Siddhartha Thakur.....	Biomechanical Analyst, Baseball Analytics
Joey Keating.....	Analyst, Major League Strategy
Natalie Maurice	Analyst, Major League Strategy
Desmond McGowan	Analyst, Baseball Analytics
Tatiana DeRouen.....	Analyst, Baseball Analytics
Kuan-Cheng Fu	Analyst, Baseball Analytics
Tim Wise.....	Analyst, Baseball Research & Development
Ryan Hecht.....	Analyst, Minor League Analytics
Hector Verganzo.....	Analyst, Minor League Analytics
Harrison Friedland.....	Replay Analyst, Major League Strategy
Michael DeLong	Junior Analyst, Major League Strategy
Alex DaSilva	Junior Analyst, Major League Strategy

BASEBALL SYSTEMS

Kevin Meehan	Director, Baseball Systems
Colin Schwarz	Manager, Baseball Systems
Benny Benedetto	Senior Software Engineer
Ben Myerson.....	Senior Software Engineer
Dev Purkayastha	Senior Software Engineer
Zach Dobroff.....	Software Engineer
Rick Terry	Software Engineer
La-Keisha Towner	Software Engineer
Katie Temrowski	Technical Product Manager
Jesse Cohen.....	Lead Product Designer
Mario Soto	Coordinator, Baseball Systems
Anthony Sambois	Manager, Latin America Baseball Systems
Javier De Los Santos.....	Video Assistant, Latin America Baseball Systems
Riquelme Mercedes	Video Assistant, Latin America Baseball Systems
Luis Vazquez.....	Video Assistant, Latin America Baseball Systems
Oscar Perez.....	Assistant, Baseball Systems

PRO PLAYER PERSONNEL

Nate Horowitz	Senior Director, Pro Player Personnel
Jason Stein.....	Senior Manager, Pro Player Personnel
Ronnie Socash.....	Manager, Pro Player Personnel
Bryan Ray Woolley.....	Assistant, Pro Player Personnel
Joseph Kowal.....	Senior Advisor, Pro Player Personnel (Yardley, PA)
David Keller.....	Special Advisor, Pro Player Personnel International/Amateur Special Assignments (Houston, TX)
Jeffrey Kusumoto.....	Pacific Rim Evaluator, Japan (Yokohama, Japan)
Bon Kim.....	Pacific Rim Evaluator, Korea (Daegu, South Korea)

PRO PLAYER EVALUATION

Jeff Lebow	Director, Pro Player Evaluation
Jason Davis.....	Coordinator, Pro Player Evaluation
Jaymie Bane	Pro Player Evaluator (Okemos, MI)
Tony DeFrancesco.....	Pro Player Evaluator (Sacramento, CA)
Pat Jones.....	Pro Player Evaluator (Bradenton, FL)
Jim Kelly	Pro Player Evaluator (Sea Cliff, NY)
Ash Lawson.....	Pro Player Evaluator (Athens, TN)
Chad MacDonald.....	Pro Player Evaluator (Arlington, TX)
Shaun McNamara	Pro Player Evaluator (Providence, RI)
Andy Pratt.....	Pro Player Evaluator (Peoria, AZ)
Roy Smith.....	Pro Player Evaluator (Chicago, IL)
Rudy Terrasas.....	Pro Player Evaluator (Santa Fe, TX)
Ernie Young.....	Pro Player Evaluator (Scottsdale, AZ)

AMATEUR SCOUTING

Thomas Tanous.....	Vice President, Amateur and International Scouting
Marc Tramuta.....	Senior Advisor, Domestic and International Scouting
Drew Toussaint.....	Director, Amateur Scouting
Tom Fleischman.....	Manager, Amateur Scouting/Pacific Rim
Cole Jaskoviak.....	Coordinator, Amateur Scouting
Cesar Aranguren.....	Regional Supervisor, Southeast (Miami, FL)
Eddie Bane.....	Senior Advisor, Amateur Scouting (Carlsbad, CA)
Nathan Beuster.....	Regional Supervisor, Midwest (Shawnee, KS)
Tom Clark.....	Underclass Supervisor (Shrewsbury, MA)
Chris Hervey.....	National Pitching Crosschecker (Ann Arbor, MI)
Tyler Holmes.....	Regional Supervisor, West (Roseville, CA)
Ron Hopkins.....	Senior Advisor, Amateur Scouting (Seattle, WA)
Mike Ledna.....	Regional Supervisor, Northeast (Orange Park, FL)
Joe Oliver.....	Catching Evaluation Scout (Orlando, FL)
Doug Thurman.....	National Crosschecker (Tracy, CA)
Gary Brown.....	Area Supervisor, Frisco, TX (North TX)
Jet Butler.....	Area Supervisor, Pensacola, FL (LA, MS, AL and FL Panhandle)
Brett Campbell.....	Area Supervisor, Freeport, FL (Central FL and FL Panhandle)
Daniel Coles.....	Area Supervisor, Raleigh, NC (NC, VA)
Chris Heidt.....	Area Supervisor, Rockford, IL (IL, IA, IN, MN, WI, MI, Northern OH)
John Kosciak.....	Area Supervisor, Milford, MA (MA, CT, ME, RI, NH, VT, NY, NJ)
Rusty McNamara.....	Area Supervisor, Los Angeles, CA (Southern CA, HI)
Marlin McPhail.....	Area Supervisor, Irmo, SC (SC, GA)
Nelson Mompierre.....	Miami, FL (South FL, Puerto Rico)
Rich Morales.....	Area Supervisor, Pacifica, CA (Northern CA, OR, WA, ID, MT, WY, AK)
Joe Raccuia.....	Area Supervisor, Radford, VA (MD, PA, DE, WV)
Brian Reid.....	Area Supervisor, Gilbert, AZ (AZ, CO, NM, UT, Las Vegas)
Harry Shelton.....	Area Supervisor, Sugarland, TX (South TX)
Scott Thomas.....	Area Supervisor, Chesterfield, MO (KS, OK, NE, MO, ND, SD, IA)
Glenn Walker.....	Area Supervisor, Long Beach, CA (Southern CA)
Kevin Whiteside.....	Area Supervisor, Fayette, AL (AR, KT, TN)
Jacob Dorris.....	Data Tech Scout
Johnny Magliozzi.....	Scout
Jason McLaughlin.....	Scout
Nathan Rode.....	Scout

INTERNATIONAL SCOUTING

Steve Barningham.....	Director, International Scouting
Rosario Chiovaro.....	Coordinator, International Scouting
Moises de la Mota.....	National Scout, Dominican Republic
John Hendricks.....	Supervisor, Pitching Evaluation & Development
Harold Herrera.....	National Scout, Colombia, Panama, Mexico
Ismael Perez.....	National Scout, Venezuela
Oliver Dominguez.....	Supervisor, Dominican Republic & Cuba
Felix Romero.....	Coordinator, Dominican Republic
Martin Arvizu.....	Coordinator, Mexico
Luis Scheker.....	Caribbean Crosschecker
Kelvin Dominguez.....	Scout, Dominican Republic
Wilson Peralta.....	Scout, Dominican Republic
Robert Espejo.....	Scout, Venezuela
Manuel López.....	Scout, Venezuela
Andres Nunez.....	Scout, Venezuela
Carlos Perez.....	Scout, Venezuela
Elvis Rios.....	Scout, Panama & Brazil
Jose Luis de Leon.....	Video Coordinator, Dominican Republic
Carlos Pellerano.....	Scout, Dominican Republic
Miguel Chang.....	Video Coordinator, Venezuela
Oliver Mieses.....	Video Assistant, Dominican Republic
Enrique Valdez.....	Tryout Coach
Jose Canela.....	Tryout Coach

PLAYER DEVELOPMENT

Kevin Howard	Director, Player Development
Andrew Christie	Assistant Director, Player Development
Jeff Albert	Director, Hitting Development
Eric Jagers	Director, Pitching Development
Eddy Rodriguez	Field Coordinator
Ken Knutson	Assistant Field Coordinator
Jono Arnold	Pitching Coordinator
Kyle Driscoll	Assistant Pitching Coordinator/Pitching Coach
Max Vogel-Freedman	Coordinator, Player Development Programming
Miguel Cairo	Infield Coordinator
Robert Natal	Catching Coordinator
Kyle Rogers	Pitching & Performance Integration Coordinator
Shane Robinson	Outfield/Baserunning Coordinator
Luis Rivera	Roving INF Instructor
Jemile Weeks	Roving INF/Base Running Instructor

MINOR LEAGUE PERFORMANCE

JT Podell	Director, Minor League Athletic Training and Reconditioning
Bob Tarpey	Minor League Medical Coordinator
Jhomelger Garcia	Medical Coordinator, Latin America
Luke Novosel	Minor League Reconditioning Coordinator
Kory Wan	Reconditioning Performance Coach
Matt Witt	Minor League Reconditioning Therapist
Adam Devery	Minor League Reconditioning Athletic Trainer
Luke Passman	Minor League Performance Coaching Coordinator
Geordan Stapleton	Minor League Performance Nutrition Coordinator
Bella Simpson	Minor League Performance Nutritionist
Tristan Carranzas	Life Skills Specialist
Maria Bogaert	Mental Performance Coach
Emmanuel Goico-Montes de Oca	Mental Performance Coach

MINOR LEAGUE OPERATIONS

Ronny Reyes	Director, Minor League Operations
Juan Henderson	Director, Latin America Operations
Neskys Liriano	Manager of Minor League Education and Life Skills
Amy Ross	Coordinator, Minor League Operations
Ches Goodman	Assistant, Minor League Travel
John Mullin	Manager, Minor League Equipment & Operations
Drew Dunton	Assistant Manager Minor League Clubhouse & Equipment

DOMINICAN STAFF

Yezmin Chalas	Manager, Dominican Academy's Operations
Carmen Ruiz	Assistant, Dominican Academy's Operations
Kremlin Martinez	International Field Coordinator
Caitlin Lucas	Athletic Training Coordinator
Adrian Abreu	Catching Coach
Wander Cabrera	Pitching Coach
Dakota Herman	Pitching Coach
Cristhian Martinez	Pitching Coach
Leo Hernandez	Hitting Coach
Juan Martinez	Reconditioning Baseball Coach
Edgardo Rivera	Development Coach
Antonio Sosa	Athletic Trainer
Cristina Gambino	Athletic Trainer
Manuel Genao	Training Room Assistant
Jose Diaz	Performance Coaching Supervisor
Ismael Campusano	Performance Coach
Santiago Jimenez	Reconditioning Therapist
Abel Encarnacion	Mental Performance Coach
Joymi Melenciano	Life Skills & Teacher Lead
Diana Perez	Assistant, Education Coordinator

CLUB DIRECTORY
MINOR LEAGUE COACHING STAFF

SYRACUSE METS (TRIPLE-A)

Dick Scott.....	Manager
Kyle Driscoll.....	Assistant Pitching Coordinator/Pitching Coach
Collin Hetzler.....	Hitting Coach
J. P. Arcencibia.....	Bench Coach
Jordan Kraus.....	Development Coach
Hiroto Kawamura.....	Athletic Trainer
Vanessa Weisbach.....	Athletic Trainer
Alex Tavarez.....	Performance Coach

BINGHAMTON RUMBLE PONIES (DOUBLE-A)

Reid Brignac.....	Manager
AJ Sager.....	Pitching Coach
Darin Everson.....	Hitting Coach
Mariano Duncan.....	Bench Coach
Jeremy Cologna.....	Development Coach
Austin Dayton.....	Athletic Trainer
Ryan Orr.....	Performance Coach

BROOKLYN CYCLONES (HIGH-A)

Chris Newell.....	Manager
Victor Ramos.....	Pitching Coach
Richie Benes.....	Hitting Coach
John Vaughn.....	Bench Coach
Juan Loyo.....	Development Coach
Paul Gonzales.....	Athletic Trainer
Drew Skrocki.....	Performance Coach

ST. LUCIE METS (SINGLE-A)

Gilbert Gomez.....	Manager
Dan Mckinney.....	Pitching Coach
Eduardo Nunez.....	Hitting Coach
Yucarybert De La Cruz.....	Bench Coach
Regan Saulnier.....	Development Coach
Anthony Olivieri.....	Athletic Trainer
Jake Allen.....	Performance Coach

FLORIDA COMPLEX LEAGUE METS

Jay Pecci.....	Manager
Alejandro Diaz.....	Hitting Coach
Peter Mooney.....	Infield Coach
Chris Jacobs.....	Bench Coach
Miguel Bonilla.....	Complex Pitching Coordinator
Garrett Baker.....	Integration Pitching Coach
Gretchen Aucoin.....	Rehab Hitting Coach
Luis Alvarado.....	Pitching Instructor
Nick Ascue.....	Hitting Instructor
Alejandro Diaz.....	Hitting Instructor
Micah Evans.....	Outfield Coach
Jeremy Kivel.....	Rehab Pitching Coach
Hector Alvarez.....	Catching Instructor
Breanne Nasti.....	Development Coach
Joe Parrillo.....	Athletic Trainer
Kylie Holton.....	Athletic Trainer
Juan Rodriguez.....	Performance Coach
Tavian Craf.....	Performance Coach

DSL METS #1

Danny Ortega.....	Manager
Cristhian Martinez.....	Pitching Coach
Leo Hernandez.....	Hitting Coach
Adrian Texidor.....	Bench Coach
Adrian Abreu.....	Catching Instructor
Christina Gambino.....	Athletic Trainer
Guillermo Colina.....	Performance Coach

DSL METS #2

Mac Seibert IV.....	Manager
Wander Cabrera.....	Pitching Coach
Bryce Wheary.....	Hitting Coach
Gilberto Mejia.....	Bench Coach
Antonio Sosa.....	Athletic Trainer
Ismael Campusano.....	Performance Coach

REVENUE OPERATIONS

Jeff Deline Executive Vice President & Chief Revenue Officer
 Marly Mensher Executive Assistant to the CRO

TICKET SALES & SERVICES

Jake Bye Senior Vice President, Ticketing & Premium
 Jarett Parver Vice President, Ticket Operations
 Michael Berlan Senior Director, Ticket Operations
 Eric Petersen Senior Director, Ticket Services
 Janaki Cash Director, Revenue Innovation & Strategy
 Ruell Dubin Director, Ticket Operations
 Kyle Ingram Director, Membership Services
 Michelle Rachek Director, Ticket Services
 Nicholas Szpur Director, New Business Development
 Taylor Kelly Senior Manager, Group Sales & Hospitality Logistics
 John Howard Senior Coordinator, Ticket Operations
 John Luning Coordinator, Ticket Services
 Richard Leocadio Coordinator, Priority Ticket Fulfillment & Services
 Alex Ducorsky Coordinator, Ticket Operations
 Young Choi Analyst, Korean Market Development & Sales
 Wayne Wang Analyst, Asian Development & Sales
 Carlos Ames Account Executive, Group Sales
 Ian Benepe Account Executive, Group Sales
 Bailey Blalock Account Executive, Group Sales
 Cam Butler Account Executive, Group Sales
 Howard Cole Jr. Account Executive, Group Sales
 Patrick Cooney Account Executive, Group Sales
 Matthew Deutch Account Executive, Group Sales
 Alec Norton Account Executive, Group Services
 Michael Sosa Account Executive, Group Services
 Scott Wolfe Account Executive, Group Services
 Derek Bocanegra Premium Sales Manager
 Carson Campbell Premium Sales Manager
 Brittany Dodson Premium Sales Manager
 Anthony Santiago Premium Sales Manager
 Chris Courchesne Premium Services Manager
 Chris Annarumma Premium Services Manager
 Joseph Perez Premium Services Manager
 Kennedy Bass Account Executive, New Business Development
 Samuel Bocken Account Executive, New Business Development
 Daniel Diaz Account Executive, New Business Development
 Luke Nicolai Account Executive, New Business Development
 Luis Santiago Account Executive, New Business Development
 Kevin Moncada Account Executive, New Business Development
 Max Sheiman Account Executive, New Business Development
 Emmanuel Santiago Account Executive, Membership Services
 Austin Lockett Account Executive, Membership Services
 Ciara Lockwood Account Executive, Membership Services
 Bryan Safer Account Executive, Membership Services
 Christopher Walsh Account Executive, Membership Services
 Rob Chiusano Account Executive, Membership Services
 James Masucci Account Executive, Membership Services
 Jamie Trabaud Account Executive, Membership Services
 Bailey Short Account Executive, Membership Services
 Josh Kaplan Account Executive, Membership Services
 Kenneth Woolley Account Executive, Membership Services
 Riley Viener Account Executive, Membership Services
 Michael Parton Ticket Portfolio Manager
 Jimmy McCarthy Manager, Inside Sales
 Tyler DeFranco Manager, Inside Sales
 Matthew Cohen Senior Manager, Suite Services
 Nicole Annese Manager, Suite Services
 Aaron Roseman Business Manager, Ticket Sales & Service

BUSINESS ANALYTICS & INTELLIGENCE

John Morris..... Executive Director, Business Analytics & Intelligence
 Jonathan Cokorinos..... Director, Business Intelligence
 Vanessa Morales..... Analyst, Market Research
 Jared Scherl..... Data Analyst
 Michael Shan..... Visualization Engineer

CONSUMER PRODUCTS

James Benesh..... Executive Director, Consumer Products
 Brian Fanelli..... Director, Consumer Products
 Ryan Cacchioli..... Manager, Consumer Products
 Joanna Mingo..... Coordinator, Consumer Products
 Sam Katzap..... Coordinator, Amazin’ Memorabilia

HOSPITALITY

Taryn Donovan..... Vice President, Hospitality
 Tara Napoli..... Senior Director, Hospitality
 Nicole Losito..... Manager, Hospitality
 Lauren O’Keefe..... Coordinator, Hospitality
 Anna Lieza Bradshaw..... Assistant, Hospitality
 Darren Jackson..... Account Executive, Tour Operations

METS EVENTS

Nikki Romolo..... Vice President, Events
 Catherine Montalto..... Executive Assistant, Mets Events
 Jennifer Ice..... Senior Director, Event Operations
 Lisa Barbara..... Director, Event Sales & Strategy
 Steve Calakos..... Coordinator, Event Operations
 Danielle DeLuna..... Logistics Manager, Event Operations
 Caitlyn Maio..... Manager, Event Operations
 Jillian Maggio..... Manager, Event Operations & Strategy
 Maggie Daiker..... Assistant, Event Operations
 Carter Edwards..... Assistant, Event Operations

CORPORATE PARTNERSHIP SALES & ACTIVATION

Brendan Mallette..... Senior Vice President, Partnerships
 Meghan Baker..... Executive Director, Partner Engagement & Solutions
 Brian Glynn..... Senior Director, Partnership Development
 Bill Kain..... Director, Partnership Development
 Don Gregory..... Director, Partner Engagement
 Jamie Ozure..... Director, Corporate Partnership Services
 Jason Cohen..... Senior Manager, Corporate Partnerships Solutions
 Ethan Mitnik..... Senior Manager, Partner Engagement
 Rick Covello..... Senior Manager, Strategy & Insights
 Peter Sachs..... Senior Manager, Partnership Development
 Ally Futterman..... Manager, Naming Rights
 Joseph Johnson..... Manager, Partnership Development
 Juan Londono..... Manager, Partnership Development
 Elizabeth Krall..... Senior Coordinator, Partnership Engagement
 Marcus Parra..... Coordinator, Partner Engagement
 William Ford..... Manager, Partner Engagement
 Bairre Reilly..... Manager, Partner Engagement
 Mike Genaro..... Manager, Corporate Partnerships Strategy
 Christine Narain..... Manager, Corporate Partnerships Solutions
 Brielle Speranzini..... Manager, Corporate Partnership Services
 David Spampinato..... Business Manager, Corporate Sales

MARKETING

Andy Goldberg..... Executive Vice President & Chief Marketing Officer
 Danielle Esposito..... Executive Assistant, Marketing

MARKETING

Dan Jee..... Vice President, Brand Marketing & Strategy
 Andrew Markowitz..... Vice President, Acquisition & Retention Digital Marketing
 Josh Cohen..... Manager, Brand Strategy
 Jill Grabill..... Senior Director, Media Planning
 Jennifer Wilson..... Coordinator, Marketing
 Donean Guerrero..... Assistant, Marketing
 David Spampinato..... Business Manager, Marketing

ALUMNI RELATIONS & TEAM HISTORY

Jay Horwitz.....Vice President, Alumni Public Relations & Team Historian
 Emily EpsteinAssistant, Alumni Public Relations & Team Historian

BROADCASTING AND SPECIAL EVENTS

Laura South.....Executive Director, Broadcasting & Special Events
 Gabrielle Jasper.....Manager, Broadcasting & Special Events
 Chloe de Vries.....Coordinator, Promotions & Special Events
 Okiko Saito.....Coordinator, Broadcasting
 Alicia Juillet.....Mets Hall of Fame & Museum Curator

CREATIVE CONTENT

Bobby Clemens.....Executive Director, Creative Content
 Maurice Abbate.....Senior Director, Original Content
 Josh Rosenman.....Senior Director, Content Design
 Anthony Vario.....Director, Productions
 Saffia Rahimtoola.....Manager, Video Editor
 David Daniel Jaworowski.....Manager, Creative Content
 Vito Calise.....Coordinator, Podcasts Producer
 Marc Levine.....Team Photographer
 Liz Flynn.....Assistant, Photography
 Chris Chandler.....Designer, Creative Services
 John Grady.....Designer, Creative Services
 Anthony Salzarulo.....Designer, Creative Services
 Becky Savoia.....Designer, Creative Services

IN GAME PRODUCTIONS

Brendan McKeon.....Executive Director, In-Game Operations
 Jonathan Baron.....Manager, In-Game Operations
 Jennifer Doak.....Coordinator, On-Field Operations
 Danylo Kowal.....Graphic Artist, 3D Design
 Marysol Castro.....Public Address Announcer
 Colin Cosell.....Public Address Announcer

SOCIAL MEDIA

William Carafello.....Senior Director, Social Media
 Ryan Chatel.....Director, Social Media
 Claire Dalton.....Coordinator, Social Media
 Janey Murray.....Coordinator, Social Media
 Brian Smith.....Social Media Graphic Designer

COMMUNICATIONS

Nancy Elder.....Chief Communications Officer
 Zach Weber.....Senior Director, Communications and Publications
 Ethan Wilson.....Senior Director, Communications
 Alan Suriel.....Manager, Communications/Translator
 Zack Becker.....Manager, Communications
 Katie Agostin.....Manager, Communications
 Josh Lederman.....Assistant, Communications
 Maicy Schwartz.....Executive Assistant, Operations & Communications

BUSINESS OPERATIONS

BUSINESS STRATEGY

John Ricco.....Senior Vice President & Chief of Staff
 Neal Kaplan.....Vice President, Strategy

LEGAL

Katie Pothier.....Executive Vice President & Chief Legal Officer
 Jessica Villanella.....Vice President, Employee Relations & Co-General Counsel
 James Denniston.....Vice President & Co-General Counsel
 Ennis Coble.....Director, Counsel
 Tracy Lia Caruso.....Coordinator, Legal Operations

CLUB DIRECTORY
HUMAN RESOURCES

Ariel Speicher.....	Head of Human Resources
Robert Rogers.....	Vice President, Human Resources
Andrew Giuliani.....	Senior Director, Talent Acquisition
Aubrey Wechsler.....	Senior Director, HR Business Partner
William Lockhart.....	Senior Director, Benefits & Compensation
Brandon Nieuw.....	Director, Baseball Employee Processes
Dina Delpriora.....	Head of Compensation
Ryan Kristopik.....	Coordinator, Recruiting
Patrick Magalong.....	Coordinator, Office Services
Yvere Belizaire.....	Benefits Coordinator
Jonathan Rodriguez.....	Coordinator, Human Resources
Daniel Bianchini.....	Analyst, Human Resources
Wendy Porter.....	Receptionist

TECHNOLOGY INFRASTRUCTURE

Mark Brubaker.....	Chief Technology Officer
Sean Olsen.....	Vice President, Technology Infrastructure
Tim Gunkel.....	Executive Director, Ballpark Technology
Eric Ramos.....	Executive Director, Information Technology
Stephen Apruzzese.....	Director, Systems Engineering
Galo Gan.....	Director, Network Engineering
Robert Silver.....	Senior Network Engineer
Steve D'Costa.....	Help Desk Manager
Erik Corral.....	Network Engineer
Sara Davies.....	Tech Recruiting Manager
Ryan Campbell.....	Systems Administrator
Reynaldo Ramirez.....	Systems Administrator
Venkata Raghavendra Sai Binay Soma.....	Cloud Engineer
Sean Feliciano.....	Help Desk Technician
Matthew Wilson.....	Help Desk Technician
Enrike Klevan.....	Audio-Visual Systems Specialist
Greg Sullivan.....	Engineer in Charge, Broadcast & A/V Systems

TECHNOLOGY SOLUTIONS

Oscar Fernandez.....	Vice President, Technology Solutions
Caroline Hoos.....	Head of Program Management & Delivery, Technology Solutions
Dan Bertolino.....	Director, Solutions Engineering
Tanny Petchor.....	Senior Manager, Technology Solutions
Raymond Borriello.....	Application Developer
Douglas Joe.....	Database Architect
Marigrace Boothman.....	Workday Business Systems Manager
Emily Crosby.....	Senior Workday HCM Analyst
Danny Ryu.....	Workday Finance Lead
Sameer Gupta.....	Head of Data Solutions
Hoa Nguyen.....	Data Engineer
Amy Shin.....	Solutions Engineer
Marchrista Jones.....	Analyst, Business Systems

FINANCE & ACCOUNTING

Steve Canna.....	Chief Financial Officer & Treasurer
Peter Wall.....	Senior Vice President, Finance
John Ventimiglia.....	Executive Director, Controller
Keith McCloat.....	Senior Director, Financial Planning Analysis
Ralph Ardolina.....	Director, Payroll
Dov Poplack.....	Director, Technical Accounting & Financial Reporting
Cailah Cooney.....	Senior, Technical Accounting & Financial Reporting
Lauren LoGiudice.....	Senior Manager, Financial Planning & Analysis
Ryan Keller.....	Senior Manager, Financial Planning & Analysis
Shannon Bohan.....	Senior Accountant
Lindsay Silvestri.....	Senior Accountant
Mary Phelan-Cox.....	Payroll Supervisor
Kaytlynn Orioles.....	Payroll Administrator
Abigail Bumpus.....	Payroll Clerk, Accounting
Jessie Rodriguez.....	Junior Accountant
Robin Hayes.....	Executive Assistant, Finance & Accounting

CORPORATE PROCUREMENT & PROJECT MANAGEMENT

Felix Cruz..... Director, Corporate Procurement
 Bennett Sciacca..... Senior Manager, Corporate Procurement & Capital Projects
 Jan Padron..... Purchasing Agent
 Kevin Clifford..... Purchasing Agent

FOUNDATION AND COMMUNITY ENGAGEMENT

Alex Cohen..... President, Foundation
 Jeanne Melino..... Senior Vice President, Foundation & Community Engagement
 Julianna Sabra..... Co-Head of Foundation & Community Engagement
 Jane Son..... Co-Head of Foundation & Community Engagement
 Donovan Mitchell..... Senior Director, Diversity, Equity, & Inclusion
 Jillian McCarthy..... Program Officer, Foundation & Community Engagement
 Tony Croslin..... Manager, Foundation & Community Engagement
 Erica Wells..... Coordinator, Foundation & Community Engagement
 Joseph Barone..... Content & Visual Creator

CITI FIELD OPERATIONS

Jeff White..... Executive Vice President, Operations
 LJ Nassivera..... Vice President, Transportation Strategies

GUEST EXPERIENCE & VENUE OPERATIONS

Chris Brown..... Vice President, Guest Experience & Venue Operations
 Michelle Cronk..... Director, Transportation & Medical Services
 C.J. Quackenbush..... Manager, Guest Experience
 Matthew Rutherford..... Coordinator, Guest Experience
 Michael Chaffardet..... Assistant Guest Experience
 Marisa Fata..... Assistant, Guest Experience

BALLPARK OPERATIONS

Sue Lucchi..... Senior Vice President, Ballpark Operations
 Peter Cassano..... Vice President, Facility Operations
 Anthony Devita..... Executive Director, Facility Planning & Project Management
 Michael Dohnert..... Executive Director, Facility & Sustainability Strategies
 Sara Bollock..... Senior Director, Building Command Center/FSD
 Michael Newby..... Senior Director, Facility Operations
 Luis Soto..... Manager, Building Command Center
 Jay Acevedo..... Coordinator, Building Operations
 Richard Cedeno..... Coordinator, Building Operations
 Jay Chen..... Coordinator, Building Operations
 Wonford Duberry..... Coordinator, Building Operations
 Shane O'Brien..... Coordinator, Ballpark Operations
 Michael Sutera..... Coordinator, Building Operations
 Richard Staszewski..... Coordinator, Building Operations
 Robert Thompson..... Loading Dock Supervisor
 Joe Ambroselli..... Project Manager
 Kevin Fischer..... Building Class 'A' Handyperson
 Sean Lunetto..... Building Class 'A' Handyperson
 Joseph Badolato..... Chief Engineer
 Marian Mihov..... Assistant Chief Engineer
 John Brennan..... Engineer
 Mario Caceres..... Engineer
 Sean Donohue..... Engineer
 Anthony Lucchi..... Engineer
 Daniel Marino..... Engineer
 Danny Tsang..... Engineer
 Michael Medina..... Mechanic
 Christopher Rodgers..... Engineer
 James Spillane..... Mechanic
 Kevin Kender..... Journeyman Plumber Foreperson
 James Backmann..... Journeyman Plumber
 Thomas Cassano..... Journeyman Plumber
 Joseph Grimaldi..... Journeyman Plumber
 Eric Mador..... Journeyman Plumber
 Anthony Garbacki..... Apprentice
 Edward McCabe..... Apprentice
 Chanell Melendez..... Apprentice
 Declan John O'Reilly Jr..... Apprentice
 Michael Longo..... Apprentice

FIELD OPERATIONS

Bill Deacon.....	Executive Director, Field Operations and Landscaping
Tim McAndrew.....	Director, Field Operations
Andrew Beggs.....	Manager, Field Operations
Davon Gray.....	Grounds Crew Foreperson
Hector Camacho.....	Assistant Grounds Crew Foreperson
Ann Marie Breyer.....	Director, Landscaping & Horticultural Services
Richard Shackelford.....	Landscaper
John Daniel Betts.....	Landscaper
Traronius Hathaway.....	Landscaper
Nicholas Baker.....	Landscaper
Andres Portillo.....	Landscaper
Ricardo Cruz.....	Landscaper
Eric Blassingame.....	Landscaper
Alex DeJoseph.....	Landscaper
Jonathan Dostie.....	Landscaper

SECURITY

John McKay.....	Vice President, Security
Stephen Dillon.....	Senior Director, Security
Toni Pelosi.....	Director, Security
Conrade Murray.....	Senior Manager, Security
Brianna Dammers.....	Manager, Security Administration
Dawn Lambert.....	Coordinator, Security Operations
Robert Stallone.....	Security Coordinator
Matthew Donenfeld.....	Assistant, Security
John Bonner.....	Shift Security Supervisor
John Taylor.....	Shift Security Supervisor
Mohamed Elhanafi.....	Shift Security Supervisor
Lennox Williams.....	QBC - Shift Special Officer
Peter Castiglie.....	QBC - Shift Special Officer
Donald Walter.....	QBC - Shift Special Officer
Arthur King.....	QBC - Shift Special Officer
William McCord.....	QBC - Shift Special Officer
John Markoulis.....	QBC - Shift Special Officer
William Mccord Jr.....	QBC - Shift Special Officer
Alexander Cadena.....	QBC - Shift Special Officer
Kenneth Blake.....	QBC - Shift Special Officer
Robert Walpole.....	QBC - Shift Special Officer
Jennifer Joseph.....	QBC - Shift Special Officer
Glenn Miller.....	QBC - Shift Special Officer
William Smyth.....	QBC - Shift Special Officer
Juan Bourdon.....	QBC - Shift Special Officer
Michael Pittelli Jr.....	QBC - Shift Special Officer
Steve Bruno Jr.....	QBC - Shift Special Officer
Jeffrey Fisherman.....	QBC - Shift Special Officer
Brian Calabrese.....	QBC - Shift Special Officer
Kevin Muldoon.....	QBC - Shift Special Officer
George Nigoghossian.....	QBC - Shift Special Officer
George King.....	QBC - Shift Special Officer
Carl Grant.....	QBC - Shift Special Officer
Angel Compre.....	QBC - Shift Special Officer
Florami Cardenas.....	QBC - Shift Special Officer
Lawrence Fanfair.....	QBC - Shift Special Officer
Robin Singh.....	QBC - Shift Special Officer
Ana Colon.....	QBC - Shift Special Officer
Shimeiol Stewart.....	QBC - Shift Special Officer
Anthony Raimondo.....	QBC - Shift Special Officer
Brian Calabrese.....	Security Unarmed
Don Ford.....	Security Unarmed

SYRACUSE METS

Jason Smorol	General Manager
Brian Paupeck	Assistant General Manager, Stadium & Baseball Operations
Katie Stewart	Assistant General Manager
Anthony Cianchetta	Director, Multimedia Production
Will Commisso	Director, Ticket Operations
Kathleen McCormick	Director, Sales & Marketing
Frank Santoro	Director, Finance
Michael Tricarico	Director, Broadcasting & Media Relations
Julie Cardinali	Manager, Corporate Sales
Jed Davis	Manager, Social Media
Bill Ryan	Manager, Suites & Hospitality
Katie Baldwin	Coordinator, Group Sales
Michael Giruzzi	Account Executive, Ticket Operations
Phoebe Langdon	Account Executive, Ticket Operations
Billy Scholten	Account Executive, Ticket Operations
Patrick Taylor	Senior Accountant, Affiliate Locations
Nicholas Costanzo	Community Relations & Marketing Assistant
John Stewart	Director, Turf Management
Nathan Flask	Assistant Director, Turf Management

BROOKLYN CYCLONES

Steven Cohen	Vice President, Brooklyn Administration
Kevin Mahoney	General Manager, Brooklyn Administration
Billy Harner	Assistant General Manager
Mr. Michael Charyn	Director, Ticket Sales - Brooklyn
Lily Clark	Manager, Marketing
Vladimir Lipsman	Operations Manager
Jennifer Reilly	Manager, Corporate Partnership and Business Development
Ricky Viola	Manager, Video Productions
Bryan Wynne	Manager, Special Events
Thomas Cardona	Partnership Development
Mike Cheung	Senior Accountant, Affiliate Locations
Tatiana Isdith	Senior Accountant, Affiliate Locations
Mordechai Twersky	Assistant Manager, Box Office
Ryan Dougherty	Account Executive, Tickets
Sharon Lundy	Administrative Assistant, Foundation & Community Engagement
Jesse Rivera	Maintenance
Angelot Cyriaque	Maintenance
Nariman Khydyrov	Maintenance II
Kaitlin Hertz	Head Groundskeeper & Facilities Manager

FLORIDA OPERATIONS

Paul Taglieri	Vice President, Minor League Facilities
Traer Van Allen	General Manager, St. Lucie Mets
Kasey Blair	Assistant General Manager
Kyle Gleockler	Assistant General Manager
Lauren DeAcetis	Director, Corporate Sales & Partnership
Adam MacDonald	Senior Manager, Multimedia
Brett Bladergroen	Manager, Sales & Corporate Partnerships
Doug Dickey	Manager, Fantasy Camp & Events
Joshua Sexton	Manager, Groups Sales & Staffing Operations
Jeffrey Montpetit	Coordinator, Maintenance
Mary O'Brien	Executive Assistant, St. Lucie Front Office
Pamela Kuhnle	Senior Accountant

DOMINICAN REPUBLIC ACADEMY

Juan Henderson	Director, Latin America Operations
Yezmin Chalas	Manager, Academy's Operations
Anthony Sambois	Manager, Latin America Baseball Systems
Carmen Ruiz	Administrative Assistant, Latin American Operations
Virgilio Santamaria	Facility's Manager
Delius Lendor	Grounds Crew Supervisor
Rafael Cabral	Grounds Crew
Kelvin Contreras	Grounds Crew
Martires Daniel	Grounds Crew
Wilfrido Valenzuela	Grounds Crew
Jesus Castro	Landscaper
Facundo De Jesus Garcia	Landscaper
Aneury Jimenez	Landscaper
Pablito Soriano De Jesus	Landscaper
Daniel Rodriguez	Chef
Maximo Santana	Chef
Santos Agustin	Kitchen Staff Member
Hilda Peralta	Kitchen Staff Member
Rosseli Lopez	Kitchen Staff Member
Juan Quezada	Kitchen Staff Member
Miguel Crisostomo	Steward
Santo Florentino	Steward
Margarita Ventura	Housekeeping Supervisor
Juana Belen	Housekeeper
Rafael Sosa	Housekeeper
Ana Mejia	Cleaner
Ruben Bautista	Clubhouse Attendant
Vicente Arias	Clubhouse Attendant
Orlando Encarnacion	Clubhouse Attendant
Jorge Avelino	Clubhouse Attendant
Virgilio Castro	Painter
Reynaldo Mora	Driver
Alfredo Rudecindo	Maintenance staff
Dany Jimenez	Maintenance staff
Samuel Perez	Maintenance staff
Damian Rubecindo	Maintenance staff

MEET THE METS

BY RUTH ROBERTS & BILL KATZ

The unofficial theme song of the Mets, this tune was created in 1962

Meet the Mets, meet the Mets,
 Step right up and greet the Mets.
 Bring your kiddies, bring your wife,
 Guaranteed to have the time of your life.
 Because the Mets are really sockin' the ball,
 Knockin' those home runs over the wall.
 East side, West side, everybody's coming
 down,
 To meet the M-E-T-S Mets, of New York town.

Oh, the butcher and the baker and the
 people on the streets,
 Where did they go? To MEET THE METS!

Oh, they're hollerin' and cheerin' and
 they're jumpin' in their seats,
 Where did they go? To MEET THE METS!

All the fans are true to the orange and blue,
 So hurry up and come on down -
 'cause we've got ourselves a ball club,
 The Mets of New York town!

Give 'em a yell! Give 'em a hand!
 And let 'em know you're rootin' in the stands!
 Come on and Meet the Mets, meet the Mets,
 Step right up and greet the Mets.
 Bring your kiddies, bring your wife,
 Guaranteed to have the time of your life.
 Because the Mets are really sockin' the ball,
 Knockin' those home runs over the wall.
 East side, West side, everybody's coming
 down,
 To meet the M-E-T-S Mets,
 Of New York town,
 Of New York town!!!!



STEVEN A. COHEN

OWNER, CHAIRMAN AND CEO

- Steve Cohen is the chairman and majority owner of the New York Mets. He bought the team in 2020 and is working on revamping the team's operations to help turn the club into a perennial World Series contender that provides Mets fans a first-class experience.
- Grew up in Great Neck, New York, where he would take the Long Island Railroad to Mets games and sit in the upper deck.
- Mr. Cohen is the founder, chairman and chief executive officer of Point72 Asset Management, an alternative investment firm with more than 2,100 employees around the globe. He founded S.A.C. Capital Advisors, the predecessor investment firm to Point72, in 1992. The Firm has built a reputation as an industry-leader in talent development, innovation and the use of alternative data analytics.
- Mr. Cohen has leveraged his lengthy career in the public markets to found Point72 Ventures, a global venture capital strategy, and Point72 Hyperscale, a private equity strategy that seeks to drive value creation through applied AI.
- Mr. Cohen is also a committed philanthropist. He has founded and holds active leadership roles in several nonprofit organizations.
- Mr. Cohen and his wife, Alexandra, founded the Steven & Alexandra Cohen Foundation in 2001. The Foundation is committed to achieving lasting and meaningful change through commitments to children's health, education, veterans, and the arts. He created Cohen Veterans Network and Cohen Veterans Bioscience in 2015 to improve the mental healthcare, treatment, and quality of life for veterans and their families.
- He serves on the Emeritus Board of the Robin Hood Foundation and the Museum of Modern Art (MoMA) Board of Trustees.
- Mr. Cohen received a BS in economics from the University of Pennsylvania's Wharton School. He began his investing career at Gruntal & Co. in New York, where he managed proprietary capital for 14 years before starting his own investment business.
- He currently lives with his wife in Greenwich, Connecticut. He has seven children and is an avid art collector.



ALEXANDRA M. COHEN

OWNER & PRESIDENT OF AMAZIN' METS FOUNDATION

- Alexandra Cohen launched the Amazin' Mets Foundation in the spring of 2021. The Foundation is the official charitable arm of the New York Mets and is dedicated to making a lasting impact - on and off the field - by providing needed services and opportunities to children, families, and under-served groups in the neighborhoods and communities near Citi Field, as well as all Mets affiliated ballparks.
- Alexandra is also the President of the Steven & Alexandra Cohen Foundation, the non-profit organization that she and her husband co-founded in 2001, which is committed to inspiring philanthropy and community service by creating awareness, offering guidance, and leading by example to show the world what giving can do.
- Over the past two decades, the Cohens have given more than \$1 billion in gifts to organizations that improve children's healthcare and education, serve the underserved, support the arts, protect the environment, and further research in the areas of Lyme and tickborne disease and psychedelic therapies. Their giving often reflects a personal connection with the causes and communities they support.
- Alexandra was born in Harlem, New York and grew up in Washington Heights. After studying communications at New York's Manhattan College, she worked in the financial industry until she married Steven Cohen in 1992. Since then, Alexandra has been focused on raising her family and driving their family's philanthropic endeavors. Steven and Alexandra became owners of the New York Mets franchise in 2020.



ANDREW B. COHEN

VICE CHAIRMAN

- Andrew B. Cohen is the Vice Chairman, member of the board of directors since 2012, and a minority owner of the New York Mets Baseball Club.
- He is the Chief Investment Officer and Co-Founder of Cohen Private Ventures which invests long-term capital, primarily in direct private investments and other opportunistic transactions, and manages family office activities, on behalf of Steven A. Cohen and his family.
- Prior to his position with Cohen Private Ventures, he was an Analyst and Portfolio Manager at the Firm from 2002 to 2005, investing in public equities and debt securities.
- Began his career at Morgan Stanley where he was an Analyst in the real estate department and principal investing group (MSREF) and then an Associate in the mergers and acquisitions group post business school.
- He is a member of the board of directors of several public and private companies.
- Received his B.A. from the University of Pennsylvania and his M.B.A. from the Wharton School of the University of Pennsylvania.
- Andrew resides in Manhattan with his wife and two children.



FRED WILPON

CHAIRMAN EMERITUS

- Served as President and Chief Executive Officer of the Mets from 1980-2002 and as Chairman of the Board from 2002 until 2020.
- A Brooklyn, NY native who has been closely identified with baseball since his days as a youngster.
- Instrumental in bringing baseball back to Brooklyn, serving as the Chairman of the Brooklyn Baseball Company, which owned the Brooklyn Cyclones.
- Co-founder and Chairman of the Board of Sterling Equities, Inc., a real estate firm that is involved in the acquisition, development, ownership, operations and management of commercial, residential, industrial and retail properties throughout the United States.
- Graduated from the University of Michigan.
- Graduated from Lafayette High School in Brooklyn, where he played both baseball and basketball.
- Is a Trustee and serves on the boards of many organizations and institutions.



METS OWNERSHIP HISTORY

OCTOBER 17, 1961

The National League officially awarded a New York franchise to Mrs. Joan Whitney Payson. Her partners included M. Donald Grant and G. Herbert Walker.

OCTOBER 4, 1975

Following the death of Joan Payson at the age of 72, her husband Charles Shipman Payson took over control of the club.

DECEMBER 6, 1975

Lorinda de Roulet was named president of the Mets, succeeding her mother, Joan Payson.

JANUARY 1, 1978

De Roulet was named Chairman of the Board of the Mets. She served until the club was sold in January, 1980.

JANUARY 24, 1980

Ownership of the New York Mets changed hands for the first time in the club's history when Nelson Doubleday announced that Doubleday & Co. Inc. had purchased controlling interest in the team along with Fred Wilpon, Chairman of the Board of Sterling Equities Inc. and City Investing Co. The purchase price was \$21,100,000, a then-record amount for a baseball club.

NOVEMBER 14, 1986

Nelson Doubleday and Fred Wilpon purchased the Club from Doubleday and Company, Inc.

AUGUST 23, 2002

Fred Wilpon and his Sterling Equities partners acquired Nelson Doubleday's 50 percent interest in the team.

NOVEMBER 6, 2020

Steven A. Cohen purchased the Mets from the Wilpon and Katz families.



FRONT OFFICE

SANDY ALDERSON

SPECIAL ADVISOR TO OWNERSHIP


- Richard “Sandy” Alderson was named team President on November 6, 2020 a position he held until the end of 2022.
- Transitioned to a special advisor to ownership in January of 2023.
- Spent the previous two years with the Oakland Athletics as the Senior Advisor to Baseball Operations.
- Became the 12th General Manager in Mets history when he was hired on October 29, 2010...Stepped down in July, 2018.
- Was honored as the 2015 Baseball America Executive of the Year after leading the team to the National League pennant.
- Served as a special consultant to Baseball’s Commissioner for Latin America from March 2010 until his hiring by the Mets...In this position he was responsible for leading baseball’s efforts to address identity fraud and other baseball issues in Latin American countries.
- In April 2005, returned to the front office and became Chief Executive Officer of the San Diego Padres and served in that role until March 2009...During his four years in San Diego, he led the franchise to back-to-back playoff appearances for the first time in club history (2005 & 2006) after winning the National League West Division title both seasons...Was responsible for the club’s daily business and baseball operations.
- From 1998-2005, was Major League Baseball’s Executive Vice President of Baseball Operations... Oversaw baseball operations, umpiring, on-field operations, security and facility management... Helped baseball expand internationally, securing MLB’s participation in the historic games with the Cuban National Team in 1999 and the 2000 Summer Olympics, where Team USA won the Gold Medal in Sydney, Australia...He also aided in the creation of MLB academies in Australia, Italy and Compton, CA.
- Was the architect of the Oakland Athletics teams that won three consecutive American League pennants from 1988-1990 and won the World Series in 1989...Served as General Manager from 1983-1997 and President from 1993-1995 and again from 1997-1998.
- Before joining the Athletics, practiced law in San Francisco, working for Farella, Braun & Martell...Left private practice in October 1981 to join the Athletics as their General Counsel and was named Vice President, Baseball Operations in September 1983.
- Taught undergraduate and MBA sports business courses at the University of California, Berkeley during 2009 and 2010...The Haas School of Business classes examined sports business and marketing practices in the global marketplace.
- Received his bachelor’s degree from Dartmouth College in 1969...Graduated from Harvard Law School in 1976...In 2019, was awarded a Doctor of Humane Letters honorary degree from Dartmouth College.
- Served as a Marine Infantry Officer for four years with a tour of duty in Vietnam, where he was awarded the Bronze Star with Combat “V”. Upon returning from Vietnam, commanded the Marine Corps Silent Drill Team at the Marine Barracks in Washington, D.C.
- Was inducted into the Marine Corps Sports Hall of Fame in 2018. In 2021, received the Lifetime Achievement Award from the Vietnam Veterans of America.
- Born in Seattle, WA, he and his wife, Linda, have two adult children and six grandchildren.



METS PRESIDENTS

George Weiss.....	1962-1966
Bing Devine	1967
Joan Payson	1968-1975
Lorinda de Roulet	1976-1979
Fred Wilpon	1980-2002
Saul B. Katz.....	2002-2020
Sandy Alderson.....	2020-2022

BILLY EPPLER
GENERAL MANAGER




- Billy Eppler was named the 16th general manager in franchise history on November 19, 2021.
- In his first offseason with the Mets, Eppler led the acquisition of free agents Max Scherzer, Starling Marte, Mark Canha and Eduardo Escobar and acquired Chris Bassitt via trade.
- He also spearheaded the hiring of the team’s new manager, Buck Showalter.
- This offseason, he led the efforts to land Justin Verlander and Kodai Senga, while also re-signing key free agents Edwin Díaz and Brandon Nimmo.
- During his first season as General Manager, the Mets won 101 games, the second highest in total franchise history, on the way to their 10th trip to the Postseason.
- He was named the 12th GM in Los Angeles Angels team history on October 4, 2015 and spent five years with the club.
- While in Anaheim, Eppler oversaw all aspects of the club’s baseball operations.
- During his time with the Angels, Eppler successfully recruited and signed international two-way player Shohei Ohtani in December, 2017, agreed on a 12-year extension with Mike Trout just before the 2019 season and signed perennial MVP candidate Anthony Rendon to a free agent contract.
- Prior to his time with the Angels, Eppler worked for the New York Yankees from 2004 to 2015 in a variety of capacities, including as Assistant General Manager.
- His stint at the Yankees included Assistant Director of Baseball Operations (2004-06), Director of Pro Scouting (2006-09), Senior Director of Professional Personnel (2010-11), and he was promoted to Assistant General Manager in 2012.
- In his final role with the Yankees, Eppler’s responsibilities included assisting with player acquisitions, roster composition & management, staffing & personnel and player contract negotiations...In addition, Eppler oversaw all phases and personnel in the Yankees’ Major League and Professional Scouting Departments both domestically and internationally.
- He started his baseball career with the Colorado Rockies organization, where he was hired in 2000 as an area scouting supervisor for Southern California...He was promoted to assistant director of pro scouting & player development in 2003.
- He graduated cum laude from the University of Connecticut with a finance degree in 1998 and began his sports career as an intern in the Washington Commanders Scouting Department.
- Eppler, 47, is a native of San Diego, CA...He and his wife, Catherine, have three children.

METS GENERAL MANAGERS

George Weiss.....	1962-1966	Jim Duquette.....	2003-2004
Bing Devine.....	1967	Omar Minaya.....	2004-2010
Johnny Murphy.....	1968-1969	Sandy Alderson.....	2010-2018
Bob Scheffing.....	1970-1974	Brodie Van Wagenen.....	2018-2020
Joe McDonald.....	1975-1979	Jared Porter.....	2020-2021
Frank Cashen.....	1980-1991	Zack Scott*.....	2021
Al Harazin.....	1992-1993	Billy Eppler.....	2021-present
Joe McLivaine.....	1993-1997		*Indicates Acting General Manager
Steve Phillips.....	1997-2003		

JONATHAN STRANGIO**SENIOR VICE PRESIDENT, BASEBALL OPERATIONS**

- Was promoted to senior vice president, baseball operations in February of 2023.
- Joined the Mets in March of 2022 as the vice president, baseball operations.
- Assists General Manager Billy Eppler with the day-to-day operations of all aspects of the department.
- Previously, served as the head of operations at Buddy, an Insurtech company.
- Spent nearly nine years with the Los Angeles Angels, including the last five as an assistant general manager.
- The Long Island native attended Harvard University, where he earned a degree in English with a secondary field in economics and was a pitcher on the varsity baseball team.
- Began his career as a baseball operations intern with the Mets.
- Jonathan, 34, currently resides in Washington, DC with his wife, Alexandra, and son, Adrian.

**IAN LEVIN****VICE PRESIDENT & ASSISTANT GM, BASEBALL OPERATIONS**

- Was named assistant general manager in July of 2021.
- Previously served as the senior director of baseball operations from December, 2018 until he was promoted.
- Served as director of player development from 2017-2018 after serving as the director of minor league operations from 2015-2016.
- Worked as the manager of baseball analytics from 2013-2014 and was the coordinator of amateur scouting from 2007-2012.
- Served as a baseball operations intern in 2006...Started his Mets career as a media relations intern in 2005.
- Originally from Bayonne, NJ, graduated from Bayonne High School...Earned a Sport Management degree from Seton Hall in 2006 and an MBA from Binghamton University in 2011.
- Lives in Westchester County with his wife, Sara and children, Nolan and Nathan.

**BEN ZAUMER****VICE PRESIDENT & ASSISTANT GM, BASEBALL ANALYTICS**

- Promoted to his current position in December of 2021.
- Joined the Mets in January of 2021 as the director of baseball analytics, where he oversaw the research and development areas within baseball operations.
- Spent the previous six years with the Los Angeles Dodgers.
- Author of Oscarmetrics: The Math Behind the Biggest Night in Hollywood, which uses math to predict award winners.
- Graduated with an A.B. from Harvard in 2015.
- Lives in New York with his wife, Rabbi Shayna Golkow.

**TOMMY TANOUS****VICE PRESIDENT, AMATEUR AND INTERNATIONAL SCOUTING**

- Was named to his current role in December of 2020...Has overseen the Mets amateur draft since 2012.
- Has been involved with international scouting since 2016.
- Was the Mets scouting director from November, 2011 through November, 2016.
- Served as a special assignment scout in 2011, overseeing both professional and amateur talent.
- Before joining the Mets, spent six years with the Toronto Blue Jays as a national crosschecker (2006-2010) and area supervisor (2004-2005).
- In 2003 served as an area supervisor for the Texas Rangers...From 1996-2002 was an area supervisor for the Milwaukee Brewers.
- Played shortstop for both the Community College of Rhode Island and American International College, advancing to the College World Series with both programs.
- Resides in Barrington, RI with wife Beth and three boys, Samuel, Gabriel and Lucas.



CARLOS BELTRÁN

SPECIAL ASSISTANT TO THE GENERAL MANAGER


- Returns to the organization in 2023 as a special assistant to General Manager Billy Eppler.
- Previously worked as an analyst for YES Network
- Spent the 2019 season as a special advisor for the New York Yankees.
- Was hired as the 22nd manager in team history on November 1, 2019.
- During his 20-year major league career, he was a nine-time All-Star, three-time Gold Glove Award winner, two-time Silver Slugger Award winner and was named the 1999 American League Rookie of the Year.
- Played with the Mets from 2005-2011...He ranks sixth on the club's all-time list in the following categories: home runs (149), RBI (559), extra-base hits (374), on-base percentage (.369) and slugging percentage (.500).
- Beltrán was the fifth player in major league history to hit 400 homers and steal 300 bases. He had 2,725 hits, 565 doubles, 435 homers, 1,587 RBI and 312 stolen bases with a .279/.350/.486 slash line during his career.
- Played for Puerto Rico in the World Baseball Classic in 2006, 2009, 2013 and 2017.
- Carlos, 45, lives in New York, NY.



STEVE MARTONE

SPECIAL ADVISOR TO THE GENERAL MANAGER, DRAFT OPERATIONS

- Joined the Mets in 2022 as the special advisor to General Manager Billy Eppler.
- Prior to joining the organization, served as assistant general manager with the Angels, a role he held since 2015.
- Prior to his stint in California, Martone spent nine years with the New York Yankees.
- In 2014-15, he served as the manager of professional scouting after previously serving as an assistant of baseball operations.
- Martone was originally hired by the Yankees as a baseball operations intern in February of 2006.
- Graduated from the University of Houston in 2005.
- Following his high school graduation, he enlisted in the Marine Corps, serving as an infantryman from 1999 to 2003.
- Steve, and his wife, Laura, have three children and reside in New York.



ELIZABETH BENN

DIRECTOR, MAJOR LEAGUE OPERATIONS

- Enters her second season as the director, major league operations...She became the highest-ranking woman in baseball operations in club history when she was hired in 2022.
- Spent five years working for MLB commissioner's office...Served two years as the senior coordinator of baseball operations...She previously worked as a coordinator of labor relations, diversity and inclusion and baseball development.
- Since 2016, she has pitched in the New York City Metro Baseball League...Was the first woman to play in the NYCMBL.
- Worked as a coaching assistant for high school and middle school baseball and softball teams at DREAM, formally Harlem RBI.
- Graduated from the University of Toronto in 2015, where she played softball...Earned her master's in philosophy from Columbia University in 2017.
- Serves as an adjunct lecturer in philosophy at Lehman College.
- A native of Toronto, was named one of The Athletic's "35 under 35" in 2019.




BRYAN HAYES**DIRECTOR, BASEBALL DEVELOPMENT**

- Promoted to the director of baseball development in 2022...Enters his 13th season with the Mets and 19th in professional baseball.
- From 2019-2021, he served as the assistant director of amateur and international scouting.
- Interned in player development and baseball operations in 2011-2012 then worked in amateur and international scouting from 2013-2021.
- Began his career as a batboy and clubhouse attendant for the Norfolk Tides (AAA Mets/Orioles) from 2004-2007, then completed internships in the front office with the Tides (2008) and San Diego Padres (2010).
- Bryan, 35, graduated from Notre Dame in 2010 with a degree in Finance and Spanish then earned a Master of Science in Analytics from Georgia Tech in 2021...Served as senior manager of football administration for Notre Dame Football

**JOE LEFKOWITZ****DIRECTOR, BASEBALL ANALYTICS**


- Begins his 11th season with the Mets in 2023 and 13th in professional baseball.
- Promoted to director, baseball analytics in January of 2022.
- Was promoted to manager, baseball research & development in January of 2019.
- Spent two years interning for the New York Yankees before joining the Mets in 2012 as the senior coordinator of baseball systems.
- Joe, 34, Graduated from Stevens Institute of Technology in 2010 where he received a bachelor's degree in Computer Science.

**KEVIN MEEHAN****DIRECTOR, BASEBALL SYSTEMS**

- Joined the Mets in May of 2021 as the Director of Baseball Systems, where he oversees the research and development of software and hardware systems within Baseball Operations.
- Spent the past decade working for startups in Silicon Valley as an engineer, founder, product leader - experiencing some fortunate successes and spectacular failures.
- Graduated with a B.S. in Systems Engineering from the University of Virginia in 2009, where he competed in NCAA XC and Track & Field.
- Lives in Hudson, NY with his wife Madeleine and son Arthur.

**NICK SPAR****DIRECTOR, BASEBALL OPERATIONS**

- Joined the organization in February of 2022 as the director of baseball operations.
- Previously served as the director of baseball operations for William Morris Endeavor.
- Prior to his work at WME, he spent three seasons as an assistant in the baseball operations department with the Los Angeles Angels.
- Spar graduated with a B.A. in History from the University of Michigan in 2012 and attended Columbia Law School where he received his J.D. in 2016.
- Following law school, Spar worked as a litigation associate with Ropes & Gray LLP in New York.
- He previously served as the managing editor of The Michigan Daily, the student newspaper at Michigan, and interned at The White House during the spring of 2010.
- Nick, 32, resides in New York City.



MEDICAL STAFF

DR. DAVID ALTCHER MEDICAL DIRECTOR



- Returned to the Mets as the Medical Director in 2005.
- Was head team physician for the New York Mets organization from 1991-2001.
- Matriculated to Cornell University Medical College in 1978, having graduated from Columbia College summa cum laude...Graduated from Cornell University Medical College in 1982 and was awarded the T. Campbell Thompson Award for outstanding achievement in orthopedic surgery.
- Pursued his entire surgical career at The New York Hospital-Cornell University Medical College...Beginning in 1982, he did his surgical internship at The New York Hospital under the direction of Dr. Thomas Shires and participated in the Laboratory of Shock Trauma during the summer of 1983.
- Went on to do a residency in Orthopaedic Surgery at the Hospital for Special Surgery and subsequently pursued a fellowship in sports medicine and shoulder surgery under the direction of Dr. Russell F. Warren from 1987 to 1988.
- In 2003, received the John Jay Award for Distinguished Professional Achievement, the highest honor bestowed by Columbia University to its alumni...In November 2003, he received the honor of being named one of the top 250 alumni of all time by the Columbia University student body.
- Served as the co-chief of the Sports Medicine and Shoulder Service at HSS from 2005-2014.
- Professor of Clinical Orthopaedic Surgery at Weill Medical College at Cornell University since 2005.
- Has been the author and co-author of approximately 100 publications in referred medical journals... Has been the author and co-author of 30 books and book chapters and has made over 400 presentations at scientific meetings throughout the world.
- Served as the North American medical director of the professional men's tennis tour (the ATP Tour) and has served in the past as the assistant medical director for the US Open.
- Serves on numerous committees for HSS, including Quality Assurance and Planning.
- Served as team physician for the United States Davis Cup Team from 1999-2003.
- Is an active member of the following organizations: AMA, American Orthopaedic Society for Sports Medicine, American Shoulder and Elbow Society, the Arthroscopy Association of North America, the U.S. Olympic Sports Medicine Society, NY County Medical Society, American College of Sports Medicine, NY State Society of Orthopaedic Surgeons, American Orthopaedic Association, International Society of Arthroscopy, Knee Surgery & Orthopaedic Sports Medicine, Sports Medicine Society, Medical Society of the State of New York and the Eastern Orthopaedic Association...Is a fellow of the American Academy of Orthopaedic Surgeons, having been board certified in 1990.
- Resides in Manhattan, NY with his wife, Anne.

DR. KATHRYN MCELHENY HEAD TEAM PHYSICIAN




- Is dual board certified in Pediatrics and Sports Medicine and is a member of the Primary Care Sports Medicine Service at Hospital for Special Surgery.
- Graduated with honors from Emory University in 2009 where she was a member of the track and cross country team.
- Graduated magna cum laude from Loyola Stritch School of Medicine in 2013 where she was voted a member of the AOA National Honor Medical Society.
- Completed her residency training at Weill Cornell where she was chief resident and a recipient of the James Horowitz Chief Resident award for New York Presbyterian Hospital.
- Received Sports Medicine fellowship training at Hospital for Special Surgery under the direction of Dr. James Kinderknecht where she served as a fellow team physician for the New York Football Giants and New York Mets.
- Is an author or co-author on multiple scientific papers, with ongoing research projects largely concentrated in baseball injury prevention.
- Dr. McElheny currently resides in Brooklyn, NY.

DR. LARRY GULOTTA

HEAD ORTHOPEDIC PHYSICIAN

- Enters his first season as the head team orthopedic physician for the Mets.
- He is the chief of the shoulder and elbow division of the Sports Medicine Institute at Hospital for Special Surgery.
- Specializes in shoulder surgery and sports medicine, including arthroscopic and open surgeries of the shoulder.
- Serves as a reviewer for the Journal of Bone and Joint Surgery, the Journal of Shoulder and Elbow Surgery, Clinical Orthopaedics and Related Research, and the Journal of Orthopaedic Research...Is also on the Editorial Board of the HSS Journal.
- Attended undergraduate at Johns Hopkins University, where he studied biology and played varsity football...Was recognized with several academic and athletic honors...Inducted into Phi Beta Kappa and named to the GTE Academic All-American Football Team in his senior year.
- Attended Harvard Medical School followed by Hospital for Special Surgery, where he trained in orthopedic surgery, sports medicine, and shoulder surgery.
- In addition to his training in the United States, Dr. Gulotta acquired further training in shoulder surgery at specialized centers across Europe...He completed an AO Shoulder Trauma Fellowship in Bern, Switzerland, and also observed leading shoulder surgeons in Zurich and Lyon, France.
- His diverse training has allowed him to perform cutting-edge arthroscopic and open surgeries for the treatment of shoulder instability, labral tears, shoulder replacements, large rotator cuff tears, revision shoulder surgeries, and shoulder fractures.
- During his training, he served as an Assistant Physician for the New York Giants, Iona College Athletics, the FDNY semi-professional Football Team, and the NYC Public Schools Athletic League.
- Resides in Chappaqua, NY.



MEDICAL CONSULTANTS



DR. FRANK CAMMISA
Spine Specialist




DR. MICHELLE CARLSON
Hand Specialist



DR. JAMES CARR
Florida Team Orthopedist



DR. MARK DRAKOS
Foot & Ankle Specialist



DR. FRED FEUERBACH
Cardiologist



DR. MICHAEL JACOBS
Dermatologist



DR. DANIEL LABY
Performance Vision



DR. SANGWOO LEE
Ophthalmologist



DR. HOWARD LIVERS
Dentist



DR. MATT MCCARTHY
Neurologist



DR. ANDREW PEARL
Physician



DR. ANIL RANAWAT
Orthopedist



DR. WAYNE WINNICK
Chiropractor



TERRANCE SGROI
Physical Therapist
Specialist



LAURA DIAMOND
EAP



DR. TIM BRENNAN
EAP

PERFORMANCE STAFF

JIM CAVALLINI

DIRECTOR OF PERFORMANCE

- Was named the director of performance and sports science in January of 2018.
- From 2015-2017, was the director of performance for the United States Army Special Operations Command at Fort Bragg, NC...He recruited, managed and led an elite team of high performance professionals which included performance coaches, athletic trainers, dietitians, sports scientists and cognitive performance coaches.
- Also oversaw all aspects of the performance program, which included performance coaching, testing and monitoring performance nutrition, cognitive performance and the reconditioning of injured operators...Coached operators in all aspects of performance training, speed, strength and power development, multi-directional movement skill and energy system development.
- From 2010-2015, he was the performance manager for the United States Army Special Operations Command and oversaw the performance coaching, testing, monitoring, and reconditioning of operators.
- Was the assistant strength and conditioning coach at the University of Virginia from August, 2007-December, 2009...Lead strength and conditioning coach for men's lacrosse, wrestling, women's volleyball, field hockey and golf.
- Served as the assistant strength and conditioning coach at the University of Iowa from August, 2005-August, 2007...Lead strength and conditioning coach for women's soccer, men's track and field, men's golf, women's volleyball, field hockey and rowing.
- Was the graduate assistant strength and conditioning coach at Ball State for women's soccer, men's and women's tennis and women's track from 2003-05 and was the assistant strength and conditioning coach at Drexel University for 16 Division I athletic teams from 2002-03.
- Received a Master of Science in Sport Biomechanics in 2005 from Ball State University and a Bachelor of Science in Exercise Science from Ithaca College in 2000.
- Jim and his wife, Jaclyn, have two boys, Ivan and Anders, and reside in Ardsley, NY.



BRIAN CHICKLO

DIRECTOR OF PLAYER HEALTH

- Begins his 24th year with the Mets and his second as director of player health.
- Spent the previous four seasons as the team's head athletic trainer.
- From 2012-2017, was the Mets major league assistant athletic trainer.
- Served as the minor league medical coordinator in 2011...Spent nine seasons as the trainer for the Mets Triple-A affiliates in Norfolk, New Orleans and Buffalo.
- Selected by the Professional Baseball Athletic Trainers Society as the 2008 Pacific Coast League's Athletic Trainer of the Year.
- Was the head trainer for St. Lucie (A) of the Florida State League in 2001.
- Worked as the head trainer at Capital City (A) of the South Atlantic League in 2000 and held a similar position with Pittsfield (A) of the New York-Penn League in 1999.
- Began his career in pro career with an internship for Las Vegas (AAA) in 1998.
- Graduated from Shenandoah University in 1995 with a Bachelor of Science in Kinesiology...Also earned an M.S. degree in Sports Injury Management from UNLV in 1998.
- Brian and his wife, Ashley, reside in Fort Mill, SC.



JOSEPH GOLIA

HEAD ATHLETIC TRAINER

- Enters his 18th season with the Mets and second as the team's head athletic trainer.
- Spent the previous four years as major league assistant athletic trainer.
- Spent the 2017 season as the Mets minor league medical coordinator.
- Head athletic trainer at the organization's Triple-A affiliate from 2011-2015 and held the same position with Binghamton (AA) from 2006-2010.
- Served as an athletic trainer for the Surprise Rafters of the Arizona Fall League in 2009 and the Peoria Saguaros in 2008.
- Began his Mets athletic training career with the Brooklyn Cyclones.
- Worked as the athletic trainer for the College of Charleston baseball team from 2002-2005.
- Served as an intern athletic trainer for Trenton (AA) of the Eastern League in 2002, a Red Sox affiliate.
- Worked as the athletic trainer for the Villanova baseball team from 2000-2002.
- Graduated from West Virginia Wesleyan College, majoring in Sports Medicine, before going on to earn his master's degree in exercise and physical education from The Citadel.
- Joseph is married with two children and makes his offseason home in Charleston, SC.



BRYAN BACA**ASSISTANT ATHLETIC TRAINER**

- Begins his second season as the team's assistant athletic trainer.
- Prior to joining the Mets, Baca worked the 2020 and 2021 campaigns as the Houston Astros' Major League infection control & prevention coordinator, establishing, implementing, and coordinating all policies and procedures put into place due to the COVID-19 pandemic.
- In addition, he spent the 2017-2021 seasons as the Astros Minor League medical coordinator, including the last three years as the associate Minor League rehab coordinator.
- From 2007-2016, he worked as a head trainer in the Astros minor league system, including 2015-2016 with the Triple-A Fresno Grizzlies.
- Graduated from New Mexico University in 2004 with B.S. in Athletic Training Education.

**SEAN BARDENETT****RECONDITIONING COORDINATOR**


- Enters his fifth season with the Mets after spending two years as the major league assistant physical therapist/manual therapist for the Kansas City Royals.
- Previously was the minor league physical therapist with the Chicago White Sox and served as the physical therapy fellow for the Royals.
- Graduated with a Bachelor of Science degree in biology from the State University of New York at Geneseo, followed by his Doctor of Physical Therapy (DPT) from Upstate Medical University.
- Completed sports physical therapy residency training in Fort Worth, TX where he worked as a physical therapist for Texas Christian University athletics (TCU).
- Completed fellowship training at ATI in South Carolina, and is a licensed physical therapist, Board Certified Sports Clinical Specialist, and Certified Strength and Conditioning Specialist.
- Bardenett enters his sixth year as an adjunct faculty member in the Physical Therapy Education Department at Upstate Medical University in his hometown of Syracuse, NY.
- He serves as a board member for the Professional Baseball Physical Therapy Society.
- Resides in Babylon, NY with his wife Kaitlin and son, Brooks.

**JOSH BICKEL****RECONDITIONING THERAPIST**

- Josh Bickel enters his third season in the organization as a reconditioning therapist.
- Prior to the Mets, he worked as a minor league physical therapist for the Cincinnati Reds from 2016-2020.
- Prior to the Reds, he completed the ATI Physical Therapy Upper Extremity Athlete Fellowship and spent the 2016 season with the Kansas City Royals.
- In 2015, he completed the Proaxis Therapy Sports Residency in Greenville, SC.
- Josh received his doctorate in physical therapy from Midwestern University in 2013 and his bachelor's degree in biology from Concordia University-Irvine in 2008.
- A native of Albuquerque, NM, he currently resides with his wife and sons in Stamford, CT.

**DUSTIN CLARKE****HEAD PERFORMANCE COACH**

- Enters his ninth season as the head performance coach and will be entering his 13th season in the organization.
- In his previous seasons, he has worked with the Gulf Coast Mets, Binghamton Mets and Las Vegas 51's.
- Prior to joining the Mets organization, he worked with University of Michigan football strength and conditioning, Lafayette College and Drexel University strength and conditioning programs.
- Certified Registered Strength and Conditioning Coach NSCA, Certified Strength and Conditioning Specialist NSCA.
- Received his Master's in Exercise Science and Bachelor's in Exercise Physiology from East Stroudsburg University in Pennsylvania.
- Currently resides in Scranton, PA in the offseason with his wife, Angela, and children, Adelyn and Logan.



TANNER MIRACLE

ASSISTANT PERFORMANCE COACH

- Begins his eighth season in the organization and second in his current role.
- Spent the 2021 season at the Triple-A Level.
- Was the performance coach in Binghamton in 2020, in Port St. Lucie (2019), Columbia (2017 and 2018) and with the Gulf Coast League Mets in 2016.
- From 2019-21, worked for Toros Del Este, in the Dominican Winter League.
- Prior to joining the Mets, worked as the director of strength and conditioning operations for baseball at Webber International University in Babson Park, FL.
- Played two years of college football as an outside linebacker with his first season coming at Butler Community College in El Dorado, KS...His second season came at the University of Nebraska-Omaha.
- Received his Bachelor of Science degree from the University of Kansas in 2014.
- Is certified by USA Weightlifting as a Sport Performance Coach and RSCC & CSCS by the National Strength and Conditioning Association (NSCA).
- Tanner, 32, makes his offseason home in Olathe, KS.



JEREMY CHIANG

PERFORMANCE NUTRITION COORDINATOR

- Begins his first season as the major league performance nutrition coordinator.
- Spent the last four seasons with the Toronto Blue Jays, including the last two as the major league performance dietitian.
- Spent two years as the associate director of sports nutrition for Baylor University.
- Worked for the University of Florida as a sports nutrition assistant for the swim and gymnastics teams.
- Is a certified registered dietitian from the Commission on Dietetic Registration, and Certified Strength & Conditioning Specialist from NSCA.
- Earned his M.S. in Nutrition Sciences in 2015 at Baylor University.
- In 2010, after the completion of military service in Taiwan, moved to New York City to start his personal training career while taking nutrition classes at Hunter College.
- Born and raised in Taiwan, earned his B.S. in Electrical Engineering at Ming-Chi University of Technology.
- Lives in St. Petersburg, FL with wife Sarah and dog Charlie.



JACK JUNG

SOFT TISSUE THERAPIST

- Is in his sixth year with the Mets serving as the team's massage therapist...Jung is in his second stint with the team, having performed massage therapy from 2005-2009.
- Is the owner of FitGolf of Bergen County Golf Fitness since 2010 as well as Therapeutic/Sports Massage and Rehabilitation.
- Has worked with various organization across the Tri-State area including the New York Giants, New York Jets, New York Knicks, Brooklyn Nets, Metrostars, WWE, New York Road Runners Club, Mobil Track and Field as well as Ace Boxing.
- Received a B.B.A. from Wittenberg University and a B.S. and Masters of Physical Therapy from Mercy College.
- Attended the Swedish Institute: NYC College of Health Sciences
- Jack resides in Hewitt, NJ.



MUTSUYOSHI KOBAYASHI

SOFT TISSUE THERAPIST

- Is in his first year in the organization as the team's soft tissue therapist.
- Prior to joining the Mets, worked with various organizations such as the Fukuoka SoftBank Hawks, Kochi Fighting Dogs, and the Japan Tennis Association.
- Received an A.A. from Diablo Valley College and also received a Diploma in Acupuncture and Moxibustion from Nagoya Heisei Nursing and Medical College .
- He is a certified Athletic Trainer in Japan.
- Originally from Nagoya, Aichi, Japan, Mutsuyoshi currently lives in New York, NY.



BENJAMIN HANSEN

DIRECTOR, PERFORMANCE TECHNOLOGY


- Begins his first season with the organization as director, performance technology.
- Prior to joining the Mets, Hansen worked as product engineering lead-AI & sports technology for Intel, sr. biomechanical engineer for the Chicago White Sox, CTO for Motus Global, and biomechanics engineer for the Milwaukee Brewers
- Hansen has a background in biomedical engineering, software and hardware development, motion capture, biomechanics and computer vision.
- He attended the Milwaukee School of Engineering, where he was a NCAA DIII Pitcher, and Marquette University.
- Ben lives in Port Washington, NY with his fiancé Steph Armijo and their sons Jack, Oliver, and Henry.



DEAN LITTLE

SPORTS SCIENCE MANAGER

- Begins his fifth season in the organization...Was promoted to the role of Sports Science Manager prior to the 2023 season.
- Prior to joining the Mets, Little spent three seasons serving as the lead performance analyst/sports science & reconditioning with the NBA Memphis Grizzlies (2016-2019).
- Little has a background in human performance, physiotherapy and rehabilitation.
- He attended the University of Melbourne, LaTrobe University and Australian Catholic University
- Dean lives in Cambridge, MA, with his wife Alex.



SARA ANN DAVIDSON

ASSISTANT SPORTS SCIENTIST

- Starting her second full season with the Mets, after being promoted upon completion of an internship in 2021.
- Prior to joining the organization, was a student athlete at the University of Memphis playing softball and studying Exercise Science.
- Continuing her education, Davidson recently received a master's degree in Exercise Science from the University of Memphis in December 2022.
- Sara Ann currently lives in Ripley, TN.



THE METS LOGO



The circular Mets logo was unveiled on November 16, 1961 and has gone virtually unchanged throughout the history of the club. The shape of the insignia, with its orange stitching, represents a baseball, and the bridge in the foreground symbolizes that the Mets, in bringing back National League baseball to New York, represent all five boroughs. It's not just a skyline in the background, it has special meaning. At the left is a church spire, symbolic of Brooklyn, the borough of churches. The second building from the left is the Williamsburg Savings Bank, the tallest building in Brooklyn. Next is the Woolworth Building. After a general skyline view of midtown comes the Empire State Building. At the far right is the United Nations Building.

TEAM OPERATIONS

KEVIN KIERST

EQUIPMENT MANAGER


- Entering his 13th year as the Mets equipment manager and 33rd in the Mets organization...Previously served as the Mets minor league equipment manager for eight years (2003-2010) and for 12 years as the equipment manager with the Mets Triple-A affiliate in Norfolk, VA.
- Has been a bat boy, clubhouse manager, equipment manager and minor league equipment coordinator with stops in Norfolk, VA (1991-2002), Nashville, TN (1990), Dunedin, FL (1989), Knoxville, TN (1985-1988), Florence, SC (1984) and his hometown of Auburn, NY (1975-1983).
- Was also a veteran professional ice hockey official in both the American and East Coast Hockey Leagues and was selected to work the 1993-1994 ECHL All-Star Game.
- Named 2015 National League Clubhouse Manager of the Year by the Major League Baseball Clubhouse Managers Association.
- Kevin, 58, resides in Port St. Lucie, FL with his wife Dawn, daughter Kayla and son Kyle.



DAVE BERNI

VISITING CLUBHOUSE MANAGER

- Begins his 26th season with the Mets and fourth as the visiting clubhouse manager.
- Was the assistant home clubhouse manager from 2007-2019...Oversaw the umpires room from 2011-2019...Worked as a clubhouse attendant from 2002-2006.
- Joined the Mets in 1998 as a bat boy/ball boy...Held that position until 2001.
- Graduated from St. John's University with a B.S. in Sports Management and a minor in Business Management in 2003.
- Attended St. Francis Preparatory High School in Fresh Meadows, NY.
- Has finished two New York City marathons...In 2015, he ran on behalf of The Bulldogs Care Foundation, which helps disadvantaged children through sports...In 2016, he ran on behalf of Joe Torre's Safe at Home Foundation.
- Lives in Little Neck, NY with wife Jennifer, children Isabella and Adelina..



SCOTT KELTNER


COORDINATOR, CLUBHOUSE OPERATIONS

- Named the coordinator of clubhouse operations prior to the 2022 season.
- Worked as the visiting clubhouse assistant for the St. Louis Cardinals from 2016-2021.
- Had worked for the Mets in the home clubhouse during spring training in Port St. Lucie from 2017-2021.
- From 2014-2015, was the visiting clubhouse manager for the Memphis Redbirds, the Cardinals Triple-A affiliate...Was the home clubhouse manager with the Burlington Bees, the Angels' Class-A affiliate, in 2013.
- Served as a clubhouse attendant and bat boy for the Iowa Cubs, Chicago's Triple-A affiliate from 2008-2012.
- A native of Ankeny, IA, he graduated from Minnesota State University with a B.S. in Sport Management and a minor in Marketing in 2012.




EDGAR SUERO**MANAGER, TEAM TRAVEL**

- Enters his 13th year with the Mets and his second season as manager, team travel.
- From 2010-22, served as the executive office coordinator, where he was responsible for managing the front desk, was the project manager for issues within the front office and coordinated conference space.
- From 2009-10, was the assistant director at the Great Ridgewood Youth Council where he organized weekly field trips for students in grades K-5.
- Worked as a sales and marketing intern with the Miami Heat in the summer of 2008.
- Attended Johnson & Wales University where he received a B.S. in Sports, Entertainment & Event Management.
- Edgar, 38, lives in Glendale, Queens with his wife Dana.

**BROOKLYN COVELL****MANAGER, PLAYER OPERATIONS**

- Begins her 13th year in the organization and first in her current role.
- Is responsible for coordinating player payroll, contract creation, supporting the players and staff with HR issues...Is the primary point of contact for MLB forms as well other duties.
- First joined the organization in 2011 as a member of the FanFest and then Party Patrol departments.
- Transitioned to the front office in August 2015 working in Accounting followed by Business Operations and joined Baseball Operations in 2019.
- Graduated from the University of Delaware in 2014 with a degree in Cognitive Science.
- A native of Oyster Bay, Long Island, Brooklyn lives in Westchester, NY with her husband Anthony.

**TOMÁS MEMBREÑO****EXECUTIVE CHEF**

- Enters his second season with the Mets as the team's executive chef.
- From 2017-2021, he was the executive chef with the Pittsburgh Pirates...Planned healthy menus and nutrition plans in Pittsburgh, their minor league training facility in Florida and for their six minor league affiliates, including one in the Dominican Republic.
- Worked as a private chef for two-time NBA champion Mario Chalmers from 2012-2015.
- Graduated with a B.S. in Culinary Arts and Nutrition from Johnson & Wales (RI) and earned his Masters in Dietetics and Nutrition from Florida International University.
- Lives in Wellington, FL with his wife, Maria.

**KELLY ZAVALA****PERFORMANCE SOUS CHEF**

- Enters her second season with the Mets as the team's performance sous chef.
- Graduated from The French Culinary Institute in 2007 with a Grand Diploma in Culinary and Pastry Arts.
- Prior to joining the Mets, she spent five years as a culinary instructor at a recreational cooking school in Hoboken, NJ where she led over 1,000 classes in global cuisines.
- Spent the first 10 years of her career in NJ/ NYC restaurants honing her culinary skills with a focus on seasonal, sustainable and farm-to-table cuisine.
- Kelly lives in New Jersey with her daughter, Mia.



METS AMBASSADORS

MIKE PIAZZA

- Mike Piazza, who was inducted into the Baseball Hall of Fame in 2016 and is regarded as the greatest hitting catcher in the history of the game, begins his sixth season as a club ambassador.
- He reinvigorated the franchise when he was acquired from the Florida Marlins on May 22, 1998...Hit 427 home runs during his career, 396 coming as a catcher, the most in Major League Baseball history.
- Inducted into the Mets Hall of Fame in 2013 and his number #31 was retired on July 30, 2016, becoming the second player to have number retired joining Tom Seaver.
- In January of 2020, the address of Clover Park, the home of Mets Spring Training, was renamed in his honor to 31 Piazza Drive.
- Was a 12-time All-Star, won 10 Silver Sluggers (the most by any catcher) and was the 1993 National League Rookie of the Year.
- He was the MVP of the 1996 All-Star Game which was played in his hometown of Philadelphia...Went 2-3 with a double, home run and two RBI.
- Led the Mets to the 2000 World Series and the 1999 NLCS.
- Had a .545 career slugging percentage, the best all-time among catchers and hit .308 during his career, the eighth-best mark among backstops.
- Ranks third in team history in home runs (220), third in RBI (655), first in slugging (.542) and third in batting average (.296).
- Cracked his 352nd home run as a catcher on May 5, 2004 off San Francisco's Jerome Williams to break Carlton Fisk's mark for home runs as a catcher.
- Set a team record with 124 RBI in 1999...Belted 40 home runs that season, the fourth-most in team history...Had a .614 slugging percentage in 2000, the highest single-season mark in franchise history.
- Hit a dramatic eighth-inning home run on September 22, 2001 to beat the Braves, 3-2, in the first sporting event in New York City following the 9-11 attacks.
- Batted .308, with 344 doubles, 427 home runs, 1,335 RBI and .545 slugging percentage during his 16-year career with the Dodgers, Marlins, Mets, Padres and Athletics...He was selected in the 62nd round of the 1998 draft by the Dodgers on the advice of family friend Tommy Lasorda.
- Piazza will continue to visit the Mets during Spring Training for a few days to offer personal instruction to Mets catchers.
- Represents the Mets at Corporate Partnership and charitable events.
- Caught the ceremonial first from Tom Seaver in the last game at Shea Stadium and in the first game at Citi Field.
- Mike and his wife Alicia have three children, two daughters, Nicoletta and Paulina and a son, Marco and they reside in Italy.



TODD ZEILE

- Begins his fifth season as an ambassador.
- Zeile joined SNY in 2017 as a contributing analyst on the networks sports and news shows including "Baseball Night in New York" and "Mets Hot Stove"
- Since 2019, he has served as the lead analyst for the Mets pre- and post-game shows.
- Zeile played in MLB for 16 seasons from 1989 to 2004 for 11 different teams.
- Played three seasons with the Mets, and was the first baseman on the 2000 National League Championship team.
- A California native with experience in acting and producing, Zeile is married Kristin Gamboa, daughter of Tom Gamboa...They have seven children between them ranging from 28 to 17.
- Attended UCLA, where he was a catcher for the Bruins baseball team.



TIM TEUFEL

- Tim Teufel begins his seventh season as a club ambassador
- Previous served as the club's minor league infield coordinator and as the third base coach with the major league team from 2012-2016.
- A former second baseman, he was a key member of the Mets' 1986 World Championship team...Acquired from the Minnesota Twins in a five-player trade on January 14, 1986.
- Batted .333 in five postseason games in 1986...Started two games during the League Championship Series and three contests in the World Series...Hit .247 in 93 games for the 1986 Mets.
- In 1987, he hit .308 in 97 contests for the Mets.
- Hit seven pinch-hit home runs in his career, five as a Met, three short of Mark Carreon's club record.
- Cracked the third pinch-hit grand slam in club history and the first slam of his career on June 10, 1986 to help beat the Phillies.
- In total, he managed for eight years in the Mets minor league system, compiling a cumulative 464-562 (.452) record as a manager.
- Started his managerial career with Brooklyn (A) of the New York-Penn League in 2003 before leading St. Lucie (A) of the Florida State League in 2004-2005 and 2008-2009, Savannah (A) of the South Atlantic League in 2007, Binghamton (AA) of the Eastern League in 2010 and Buffalo (AAA) of the International League in 2011.
- In 2001 and 2002, he served the organization as the Mets minor league infield coordinator.
- Returned to the Mets in 1998 as a member of the Professional Scouting Department.
- Played 11 years in the major leagues (1983-1993), including six years with the Mets (1986-1991)...Also played with the Twins and Padres.
- Was drafted by the Twins in the second round of the June, 1980 Free Agent Draft.
- Was All-ACC and a first team All-American at Clemson University as a senior...Led the Tigers to the College World Series.
- Was inducted to the Clemson Hall of Fame on October 10, 2015.
- Has received "Good Guy" Awards from the New York Press Photographers Association and the New York Baseball Writers Association.
- His son, Shawn, a lefthanded pitcher, was drafted by the Detroit Tigers organization...On August 18, 2011, pitching for Toledo (AAA) of the International League, Shawn went 6.0 shutout innings to turn back Tim's Buffalo team...Shawn pitched collegiately at Liberty (VA) University...He also pitched in the Mets organization in 2013 and for Camden of the Independent Atlantic League in 2014.



AND THE NAME IS...

The name Mets was judged by club owner Joan Payson as the one that best met five basic criteria:

1. It met public and press acceptance;
2. It was closely related to the team's corporate name (Metropolitan Baseball Club, Inc);
3. It was descriptive of the Metropolitan area;
4. It had a brevity that delighted copy readers everywhere;
5. It had historical background, referring to the Metropolitans of the 19th century American Association.

Other names considered included Rebels, Skyliners, NYBs, Burros (for the five boroughs), Continentals, Avengers...As well as Jets and Islanders, names that would eventually find their way into the New York sports scene.

MOOKIE WILSON

- Mookie begins his 12th season as a club ambassador.
- Served as the Mets first base and outfield coach in 2011 and 1997-2002.
- Was the Mets minor league outfield and baserunning coordinator in 2010 after spending the previous four years in private business.
- In 2005, managed the Brooklyn Cyclones (A) of the New York-Penn League.
- Managed Kingsport (R) of the Appalachian League in 2003 and 2004.
- Inducted into the Mets Hall of Fame in 1996 and was voted a member of the Mets' 40th Anniversary Team in 2002.
- Returned to the Mets on December 23, 1993 as a member of the Community Outreach Department and a roving minor league instructor...Served there until being named the club's first base coach on October 17, 1996.
- In the spring of 1996, he was a baserunning and outfield instructor in the Mets' minor league camp.
- Was a Mets outfielder from 1980-1989 and ranks among the club's all-time leaders in almost every offensive category.
- Best remembered for perhaps the most memorable at-bat in team history, dodging a two-out, two-strike, wild pitch from Boston pitcher Bob Stanley in the 10th inning of Game 6 of the 1986 World Series that enabled Kevin Mitchell to score the tying run...Then hit a ground ball that trickled under first baseman Bill Buckner's glove, allowing Ray Knight to score the winning run and force a Game 7 that the Mets would win.
- Received the Thurman Munson Award on March 7, 2022, for success and inspiration on the fields of play, and community spirit off the field.
- Graduated from Spartanburg (SC) Junior College with a B.A. Degree in Liberal Arts and attended the University of South Carolina for two years, majoring in Business Administration...Graduated from Mercy College (NY) on May 26, 1996.



DAVID WRIGHT

- Begins his first year as a team ambassador.
- Played 14 years for the Mets from 2004-2018.
- Named the Mets fourth team captain in club history on March 21, 2013.
- Is the team's all-time leader in hits, runs, walks, RBI, doubles, total bases, game-winning RBI and go-ahead home runs.
- Was a seven-time NL All-Star (2006-2010, 2012-2013)
- Won the Rawlings Gold Glove Award in 2007 & 2008.
- Was a two-time Louisville Silver Slugger Award winner (2007 & 2008).
- Became the third player in team history to hit 30 home runs and steal 30 bases in the same season in 2007.
- Set a then club single-season record with 334 total bases in 2008 and had a then team record 124 RBI that same season to tie Mike Piazza's mark...Drove in 100 or more runs five times (the most in the team history).
- Hit a home run in his first World Series at-bat at Citi Field (October 30, 2015).
- Established the David Wright Foundation in 2005 to aid children in need in the New York City and Norfolk, VA areas.
- Raised over \$1.5 million during yearly charity events in Norfolk, VA for the Children's Hospital of the King's Daughters.



METS EVENTS AT CITI FIELD

A DESTINATION FOR EVERY OCCASION

Mets Events is the non-game day event arm that focuses on hosting successful, world class events both inside and outside the ballpark. Citi Field as a venue has over 400,000+ square feet, spread throughout 20+ hospitality spaces, 54 suites, as well as 8,500+ parking spaces for usage throughout the year. The Mets Events team specializes in all types of non-baseball events, including concerts and music festivals, social events, corporate functions, athletic-style races, food and beverage festivals, and much more.

Past notable events include the 2018 NHL Winter Classic; Cirque du Soleil's TOTEM, AMALUNA, & LUZIA Shows; Major League Soccer and International Soccer matches; Spartan Race; StadiumLinks; multi-day music festivals Electric Daisy Carnival, Rolling Loud, The Meadows, Governors Ball; and high-end concert tours, including Beyoncé, Lady Gaga, Classic East, BTS, Zac Brown Band, Green Day, and the Foo Fighters.

For more information on booking an event, and upcoming events, including purchasing tickets please visit MetsEvents.com or call (718)507-3663.

METS EVENTS STAFF

Nikki Romolo.....	Vice President, Events
Cathy Montalto.....	Executive Assistant to SVP
Jenny Ice.....	Senior Director, Event Operations
Lisa Barbara.....	Director, Event Sales
Ryan Keller.....	Senior Manager, Event Financial Operations
Danielle DeLuna.....	Logistics Manager, Event Operations
Jillian Maggio.....	Manager, Event Operations & Strategy
Caitlyn Maio.....	Manager, Event Operations
Steve Calakos.....	Coordinator, Event Operations
Maggie Daiker.....	Assistant, Event Operations
Carter Edwards.....	Assistant, Event Operations
Ryan Glickman.....	Associate, Event Financial Operations



LIVE LOOK-INS AND ANALYSIS ON
MLB TONIGHT
WITH LIVE GAMES EVERY WEEK



GO TO
FINDMLBNETWORK.COM
FOR CHANNEL NUMBER





**MANAGER
& COACHES**



Buck SHOWALTER #11 MANAGER

OPENING DAY AGE: 66
BIRTHDATE: MAY 23, 1956
BIRTHPLACE: DEFUNIAK SPRINGS, FL
RESIDES: DALLAS, TX
YEARS ON STAFF: 2ND SEASON
APPOINTED: DECEMBER 20, 2021

AL MANAGER OF THE YEAR (1994, 2004, 2014) NL MANAGER OF THE YEAR (2022)

MANAGERIAL CAREER

- William Nathaniel "Buck" Showalter was named the 24th manager in team history on December 20, 2021.
- Owns a lifetime record of 1,652-1,578 (.511) with the Yankees, Diamondbacks, Rangers, Orioles and Mets...Ranks third among active managers in wins, behind Dusty Baker (1,987) and Terry Francona (1,782).
- His 1,652 career wins rank 19th all-time in MLB history and the 3,231 games managed rank 19th in the majors.
- He is a four-time Manager of the Year award winner, earning the honors in 1994, 2004, 2014 and 2022...Became the first Mets manager to win the award since it was established in 1983...Joins Bobby Cox and Tony La Russa as the only managers to win the award four times...Is one of eight managers to win the award in both leagues, joining Cox, La Russa, Lou Piniella, Jim Leyland, Bob Melvin, Davey Johnson and Joe Maddon.
- Becomes the fifth manager to manage both the Mets and Yankees, joining Casey Stengel, Yogi Berra, Dallas Green and Joe Torre...Joins Berra as the only skippers to lead both the Mets and Yankees to the playoffs.
- Has guided four of the five teams he's managed to the Postseason and has been to the playoffs a total of six times... Joins Dusty Baker (five teams), Billy Martin and Davey Johnson (four teams) as the only managers in major league history to manage at least four different teams to the playoffs.
- Guided the Mets to a 101-win season in his first season as skipper, the franchise's fourth season of 100+ wins and their second-highest regular season win total...Is the 13th manager in major league history to win 100+ games in their first season with a team...Courtesy of *Elias*.
- Was named 2022 National League Manager of the Year by *Sporting News*...Is the third Mets manager to be named *Sporting News* National League Manager of the Year, joining Gil Hodges (1969) and Terry Collins (2015)...Joins Leyland and Cox as the only managers to win the award at least four times...Showalter, Leyland, Cox and Johnson are the only skippers to win the award in both leagues.
- Began his managerial career with the New York Yankees in 1992 and remained through 1995...Had a 313-268 record (.539) in four seasons as New York's manager...At that time, was the longest consecutive tenure for a Yankees skipper since Ralph Houk managed from 1966-73.
- Appointed as the 30th Yankees manager on October 29, 1991 at the age of 35, the club's youngest skipper since Roger Peckinpaugh (23) in 1914.
- In 1994, Showalter earned BBWAA AL Manager of the Year honors, guiding the Yankees to a 70-43 record before the strike ended the season prematurely...The next season, he led the Yankees to their first playoff berth in 14 years and managed the American League All-Star team...He was the youngest manager in the major leagues in each of his four seasons in New York.
- In 1992, served as a coach for Tom Kelly in the All-Star Game at San Diego, the first Yankee manager to achieve that distinction since Houk in 1970.

COACHING TIMELINE

- 2022-**
New York Mets
Manager
- 2010-2018**
Baltimore Orioles
Manager
- 2003-2006**
Texas Rangers
Manager
- 1995-2000**
Arizona Diamondbacks
Manager 1998-2000
- 1984-1995**
New York Yankees
Oneonta (A) Manager 1985-1986
Ft. Lauderdale (A) Manager 1987-1988
Albany (AA) Manager 1989
Third Base Coach 1990-1991
Manager 1992-1995

- Was a member of New York's major league coaching staff for two seasons, serving as the team's "eye in the sky coach" for the first half of 1990 and as the Third Base Coach from June 6, 1990 through 1991.
- In November 1995, Showalter joined the Arizona Diamondbacks, 28 months before the expansion franchise began play and helped shape the new team's major league operations...In 1999, he guided the Diamondbacks to a 100-win season and the NL West division title, an improvement of 35 victories over the previous season, the most in major league history...It also marked the fastest expansion team in major league history to win a division title.
- He joined the Texas Rangers prior to the 2003 season...Ranks fifth on the Rangers all-time managerial wins list with 319...Only Ron Washington (664), Bobby Valentine (581), Johnny Oates (506) and Jeff Banister (325) have more wins as the Rangers skipper.
- In 2004, he led the club to an 18-win improvement over the previous year, earning his second AL Manager of the Year honor from the BBWAA...In addition, named the 2004 *The Sporting News* AL Co-Manager of the Year, winning that award for the second time (also 1994)...Tied with Minnesota's Ron Gardenhire for *The Sporting News* award... Managed the Baltimore Orioles from 2010-18... Ranks second in Baltimore history with 669 wins, trailing only Earl Weaver (1,354 victories).
- In 2014, the Orioles went 96-66 and won the American League East division title for the first time since 1997, 12.0 games ahead of the New York Yankees...After sweeping the Detroit Tigers in the American League Division Series, 3-0, the Orioles made their first trip to the American League Championship Series since 1997 where they fell to the Kansas City Royals in four games... Following the season, Showalter earned his third BBWAA American League Manager of the Year award as well as his second Manager of the Year honor from *Baseball America* (also 2012).



- Was hired as the 19th manager in Orioles history on July 29, 2010, and took the helm on August 2, directing the club to a 34-23 finish, the second-best record in the American League over the last 57 games behind Minnesota's 35-22 finish... Became the first manager since 1900 to take over a team on August 1 or later and win more games the rest of the way (34) than the club won before he took over (32).
- In 1976, Showalter played collegiate summer baseball in the Cape Cod Baseball League for the Hyannis Mets where he won the batting title with a .434 mark to break Thurman Munson's league mark and was named the league MVP...In 2002, Showalter was inducted into the CCBL Hall of Fame.

MINOR LEAGUE MANAGERIAL CAREER

- Compiled a 360-207 record in five seasons as a minor league manager...from 1985-1989 with four first-place finishes...Had a 14-4 record in Postseason play, winning league championships at Oneonta (New York-Penn League) in 1985, Fort Lauderdale (Florida State League) in 1987 and Albany-Colonie (Eastern League) in 1989.
- Named Eastern League Manager of the Year in 1989 as Albany-Colonie won 92 games...Oneonta established New York-Penn League records for victories in both 1985 (55) and 1986 (59).
- Served as the third base coach at Fort Lauderdale in 1984.

PLAYING CAREER

- Originally drafted by the Yankees in the fifth round of the 1977 Draft...Played in the Yankees minor league system from 1977-83...Led the Southern League in hits (152) at Nashville in 1982...Teammate of Don Mattingly at Nashville in 1981...Also topped the Southern League in hits (178) and finished second in batting average (.324) in 1980, when Nashville won a league-record 97 games.
- Earned First-Team All-American honors in 1977 in his only season at Mississippi State University, where he established a still-standing school record for batting average (.459) and a then-team mark for RBI (44)...Named an All-American in 1976 at Chipola Junior College in Marianna, FL...Had his jersey retired at Chipola on February 5, 2011.
- Was called "Nat" throughout his youth before acquiring the nickname "Buck" from Ed Napoleon, his manager at Fort Lauderdale in 1977.
- Played baseball, basketball and football at Century High School (FL)...Graduated in 1974.
- Has worked on television for MLB Network, ESPN and the YES network.
- The Showalters support KidsPeace, a nonprofit organization that serves foster children.

BACKGROUND

- Buck and his wife, Angela, were married on March 5, 1983, and have two children...A daughter, Allison (Allie) and son, William Nathaniel IV (Nathan)...The couple have four grandchildren.
- Graduated from Mississippi State University with a Bachelor of Science degree in education in 1979.
- His father, the late William Nathaniel II, was an All-American fullback at Milligan College in Tennessee and then served as principal at Century High School for 23 years.
- Was called "Nat" throughout his youth before acquiring the nickname "Buck" from Ed Napoleon, his manager at Fort Lauderdale in 1977.
- Played baseball, basketball and football at Century High School (FL)...Graduated in 1974.
- Has worked on television for MLB Network, ESPN and the YES network.
- The Showalters support KidsPeace, a nonprofit organization that serves foster children.

METS MANAGERS

YEARS	MANAGER	W-L	PCT	YEARS	MANAGER	W-L	PCT
1962-65	Casey Stengel	175-404	.302	1991	Mike Cuddage	3-4	.429
1965-67	Wes Westrum	142-237	.375	1992-93	Jeff Torborg	85-115	.425
1967	Salty Parker	4-7	.364	1993-96	Dallas Green	229-283	.447
1968-1971	Gil Hodges	339-309	.523	1996-2002	Bobby Valentine	536-467	.534
1972-75	Yogi Berra	292-296	.497	2003-04	Art Howe	137-186	.424
1975	Roy McMillan	26-27	.491	2005-08	Willie Randolph	302-253	.544
1976-77	Joe Frazier	101-106	.488	2008-10	Jerry Manuel	204-213	.489
1977-81	Joe Torre	286-420	.405	2011-2017	Terry Collins	551-583	.486
1982-83	George Bamberger	81-127	.389	2018-2019	Mickey Callaway	163-161	.503
1983	Frank Howard	52-64	.448	2019-2020	Carlos Beltrán	0-0	---
1984-1990	Davey Johnson	595-417	.588	2020-2021	Luis Rojas	26-34	.433
1990-91	Bud Harrelson	145-129	.529	2022-	BUCK SHOWALTER	101-61	.623

CAREER STATISTICS

YEAR	TEAM	AVG	G	AB	R	H	2B	3B	HR	RBI	SH	SF	HBP	BB	SO	SB	CS	SLG	OBP	E
1977	Fort Lauderdale (A)	.362	56	196	32	71	8	1	1	25	1	3	1	36	13	4	3	.429	.458	3
1978	West Haven (AA)	.289	123	429	52	124	13	2	3	46	9	1	2	55	34	19	8	.350	.372	7
1979	West Haven (AA)	.279	129	469	71	131	7	3	6	51	17	2	2	36	30	8	6	.345	.332	7
1980	Nashville (AA)	.324	142	550	84	178	19	3	1	82	5	2	5	53	23	3	3	.375	.387	1
1981	Columbus (AAA)	.189	14	37	6	6	1	0	1	3	1	0	0	3	0	0	0	.297	.250	1
	Nashville (AA)	.264	90	307	46	81	17	6	0	38	6	2	3	46	16	3	3	.358	.363	7
1982	Nashville (AA)	.294	132	517	66	152	29	3	3	46	14	4	0	61	42	2	5	.379	.366	13
1983	Columbus (AAA)	.324	18	63	9	15	3	0	1	8	1	9	1	7	3	1	0	.333	.324	1
	Nashville (AA)	.276	89	297	35	82	13	4	1	37	4	4	1	39	22	1	3	.357	.358	2
Minor League Totals		.294	793	2865	401	841	110	22	17	336	58	18	15	336	183	44	37	.365	.369	42

MANAGERIAL RECORD

YEAR	TEAM	LEAGUE	W-L	PCT.	POS
1985	Oneonta	New York-Penn (A)	55-23	.705	1st-a
1986	Oneonta	New York-Penn (A)	59-18	.766	1st-b
1987	Fort Lauderdale	Florida State (A)	85-53	.616	1st-c
1988	Fort Lauderdale	Florida State (A)	69-65	.515	3rd
1989	Albany	Eastern (AA)	92-48	.657	1st-d
1992	NEW YORK	AMERICAN	76-86	.469	4th-East
1993	NEW YORK	AMERICAN	88-74	.543	2nd-East
1994	NEW YORK	AMERICAN	70-43	.619	1st-East-e
1995	NEW YORK	AMERICAN	79-65	.549	2nd-East-f
1998	ARIZONA	NATIONAL	65-97	.401	5th-West
1999	ARIZONA	NATIONAL	100-62	.617	1st-West-g
2000	ARIZONA	NATIONAL	85-77	.525	3rd-West
2003	TEXAS	AMERICAN	71-91	.438	4th-West
2004	TEXAS	AMERICAN	89-73	.549	3rd-West
2005	TEXAS	AMERICAN	79-83	.488	3rd-West
2006	TEXAS	AMERICAN	80-82	.494	3rd-West
2010	BALTIMORE	AMERICAN	34-23	.596	5th-East
2011	BALTIMORE	AMERICAN	69-93	.426	5th-East
2012	BALTIMORE	AMERICAN	93-69	.574	2nd-East-h
2013	BALTIMORE	AMERICAN	85-77	.525	T3rd-East
2014	BALTIMORE	AMERICAN	96-66	.593	1st-East-i
2015	BALTIMORE	AMERICAN	81-81	.500	3rd-East
2016	BALTIMORE	AMERICAN	89-73	.549	2nd-East-j
2017	BALTIMORE	AMERICAN	75-87	.463	5th-East
2018	BALTIMORE	AMERICAN	47-115	.290	5th-East
2022	METS	NATIONAL	101-61	.623	2ND-EAST-k
Minor League Totals			360-207	.635	
Major League Totals			1,652-1,578	.511	

a - Defeated Geneva in a one-game semifinal...Defeated Auburn 2-1 for league championship

b - Lost to Newark in a one-game semifinal

c - Defeated Lakeland 2-0 in semifinals...Defeated Osceola 3-1 for league championship

d - Defeated Reading 3-1 in semifinals...Defeated Harrisburg 3-1 for league championship

e - Led AL East by 6.5 games when strike halted play on August 12

f - Won AL Wild Card Game 6-1 over the Blue Jays...Lost to Seattle 3-2 in American League Division Series

g - Won NL West...Lost to New York Mets 3-1 in National League Division Series

h - Defeated Texas 5-1 in Wild Card Game...Lost to New York 3-2 in American League Division Series

i - Defeated Detroit 3-0 in American League Division Series...Lost to Kansas City 4-0 in American League

Championship Series

j - Lost 5-2 to Toronto in American League Wild Card Game

k - Lost to San Diego 2-1 in National League Wild Card Round



DANNY BARNES

#79 ASST. COACH

OPENING DAY AGE: 33
BIRTHDATE: OCTOBER 21, 1989
BIRTHPLACE: MANHASSET, NY
RESIDES: TAMPA, FL
YEARS ON STAFF: 2ND SEASON

COACHING CAREER

- Enters his second season as a major league assistant coach... Named to the Mets coaching staff on February 18, 2022.

PLAYING CAREER

- Pitched three years (2016-2018) in the majors with the Toronto Blue Jays...Went 6-9 with a 4.33 ERA (58 earned runs/120.2 innings) over 119 games in relief...He racked up 114 strikeouts.
- Spent 2021 with the Long Island Ducks of the Atlantic League...Posted a 2.76 ERA (five earned runs/16.1 innings) while going 2-0 with five saves.
- Selected by the Toronto Blue Jays in the 35th round of the 2010 First-Year Player Draft.
- Made his major league debut on August 2, 2016...Appeared in 12 games down the stretch for the Jays... On October 8, was added to the Blue Jays' AL Division Series roster after Francisco Liriano suffered a concussion.
- Earned his first major league win on May 23, 2017 at Milwaukee.
- Voted the Blue Jays' 2017 Rookie of the Year by the Toronto chapter of the BBWAA...Was 3-6 with a 3.55 ERA (26 earned runs/66.0 innings) and 62 strikeouts.
- Appeared in 47 games with Toronto in 2018, his final season in the majors...Signed a minor league contract with the Baltimore Orioles in 2020, but did not pitch due to the pandemic.

COACHING TIMELINE

2022-Present
New York Mets
Major League Assistant Coach

BACKGROUND

- Daniel Jonathan Barnes attended Manhasset Secondary School where he earned four varsity letters in baseball...As a senior, he posted an 8-1 record with a 0.80 ERA and 103 strikeouts in 58.0 innings...Received the Diamond Award as the best pitcher in Nassau County.
- Attended Princeton University and played three seasons for the Tigers while majoring in economics... In 2008, made 12 appearances, four of which were starts, and posted a 2-4 record, 4.58 ERA, and 37 strikeouts in 37.1 innings.
- Completed his MBA from Columbia during the 2022-2023 offseason.
- His father, Edward, and mother, Maria, live in Manhasset, NY and are physicians...Older brother, Christopher, is a software engineer and lives in Manhasset as well...Has three younger sisters, Anastasia; a neurology resident at Beth Israel Deaconess in Boston MA, Kiki; an art history PhD student at City University of New York and Katie; a senior at Boston University...Danny's wife, Damla, is a neurology resident at the University of Mississippi Medical Center in Jackson, MS and is from Istanbul, Turkey.

CAREER PITCHING

YEAR	TEAM	W-L	ERA	G	GS	CG	SHO	SV	IP	H	R	ER	HR	HB	BB	SO	WP	BK
2010	GCL Blue Jays (R)	1-1	0.67	14	0	0	0	1	27.0	17	2	2	1	0	5	37	0	0
	Lansing (A)	0-0	5.91	8	0	0	0	0	10.2	17	8	7	0	1	8	16	2	0
2011	Lansing (A)	5-1	2.32	44	2	0	0	13	66.0	44	20	17	3	2	20	99	3	0
2012	Dunedin (A)	1-2	1.40	50	0	0	0	34	51.1	37	8	8	3	0	16	63	1	1
	New Hampshire (AA)	0-1	16.20	1	0	0	0	0	1.2	2	3	3	1	0	2	2	0	0
2013	GCL Blue Jays (R)	0-0	0.00	1	0	0	0	0	1.0	0	0	0	0	0	0	3	0	0
	Dunedin (A)	1-1	22.50	3	0	0	0	0	2.0	5	5	5	0	0	1	2	0	0
2014	Dunedin (A)	0-5	4.19	36	0	0	0	7	38.2	36	20	18	4	1	12	49	1	0
2015	New Hampshire (AA)	3-2	2.97	40	1	0	0	4	60.2	64	24	20	5	1	19	74	0	0
2016	New Hampshire (AA)	2-1	1.01	24	0	0	0	1	35.2	17	5	4	3	0	4	40	0	0
	Buffalo (AAA)	1-0	0.35	17	0	0	0	5	25.2	6	1	1	0	2	2	37	0	0
	TORONTO (AL)	0-0	3.95	12	0	0	0	0	13.2	14	6	6	0	0	5	14	1	0
2017	Buffalo (AAA)	0-1	3.00	4	0	0	0	2	6.0	6	2	2	0	0	0	8	0	1
	TORONTO (AL)	3-6	3.55	60	0	0	0	0	66.0	48	26	26	11	1	24	62	1	0
2018	GCL Blue Jays (R)	0-0	9.00	1	1	0	0	0	1.0	3	1	1	0	0	0	2	0	0
	Buffalo (AAA)	1-1	5.19	7	0	0	0	0	8.2	9	5	5	1	0	1	11	0	0
	TORONTO (AL)	3-3	5.71	47	0	0	0	0	41.0	47	28	26	6	1	22	38	0	0
2019	GCL Blue Jays (R)	0-0	0.00	1	0	0	0	0	1.0	0	0	0	0	0	0	1	0	0
2019	Buffalo (AAA)	0-2	11.74	7	0	0	0	1	7.2	9	10	10	1	0	3	9	2	0
2021	Long Island (Ind.)	2-0	2.76	16	0	0	0	5	16.1	14	8	5	2	0	8	20	1	2
Minor League Totals		15-18	2.69	258	4	0	0	68	344.2	272	114	103	22	7	93	453	9	2
Major League Totals		6-9	4.33	119	0	0	0	0	120.2	109	60	58	17	2	51	114	2	0



JEREMY BARNES

#49 HITTING COACH

OPENING DAY AGE: 35
 BIRTHDATE: APRIL 13, 1987
 BIRTHPLACE: ROWLETT, TX
 RESIDES: JUPITER, FL
 YEARS ON STAFF: 2ND SEASON

COACHING/FRONT OFFICE CAREER

- Promoted to hitting coach on January 12, 2023 after helping the team improve offensively during the 2022 season alongside Eric Chavez.
- Named the Mets assistant hitting coach on January 21, 2022.
- Joined the organization in January of 2021 as the director of player development Initiatives.
- Worked in the Houston Astros system from 2017-2020...Served as the minor league hitting coordinator from 2019-2020... Worked as the hitting coach for Tri-City (A) in 2017 and helped lead the club to a New York-Penn League title in 2018.
- Following his playing career, Barnes spent over two seasons working for ACT Baseball in Canberra, Australia, as manager of player pathway and coaching development.

COACHING TIMELINE

2022-Present
New York Mets
 Hitting Coach 2023-
 Assistant Hitting Coach 2022

2017-2020
Houston Astros
 Minor League Hitting Coordinator 2019-
 2020
 Tri-City (A) Hitting Coach 2017-2018

2014-2016
ACT Baseball (Australia)
 Manager,
 Player Pathway & Coaching Development

PLAYING CAREER

- Played professionally from 2009-15 after he was selected by the Phillies in the 11th round of the 2009 First-Year Player Draft.
- Reached the Triple-A level with the Phillies in 2012 before going on to play in three different Independent Leagues...Played in the Australian Baseball League for three seasons (2012-13, 2015), the Canadian-American Association for two seasons (2013-14) and the Atlantic League for one season (2013).

BACKGROUND

- Graduated from Notre Dame in 2009, receiving his Bachelor of Arts degree in anthropology...Following his four years as an infielder for the Fighting Irish, Barnes ranked among the school's Top 10 players in career batting average and fielding percentage...Was team captain in 2009.
- Received Second-Team All-Big East Honors in 2009...Was a Third-Team All-Big East selection in 2006.
- A native of Rowlett, TX, Barnes resides in Jupiter, FL with his wife, Lauren, and their two children, Charlotte and Jack.

CAREER STATISTICS

YEAR	TEAM	AVG	G	AB	R	H	2B	3B	HR	RBI	SH	SF	HBP	BB	SO	SB	CS	SLG	OBP	E
2009	Williamsport (A)	.287	55	209	31	60	15	5	4	27	0	1	4	20	52	3	4	.464	.359	15
2010	Lakewood (A)	.292	109	390	55	114	38	4	4	51	2	7	4	58	86	10	9	.441	.383	16
2011	Lakewood (A)	.230	22	87	11	20	5	0	1	10	0	4	2	3	10	1	0	.322	.260	8
	Clearwater (A)	.267	100	367	36	98	23	0	9	45	1	1	5	33	86	0	1	.403	.335	9
2012	Clearwater (A)	.161	24	87	7	14	2	0	0	10	1	1	1	9	23	0	0	.184	.245	2
	Reading (AA)	.192	22	52	3	10	1	0	0	3	1	1	1	5	11	0	0	.212	.271	1
	Lehigh Valley (AAA)	.000	2	2	1	0	0	0	0	0	0	0	0	1	2	0	0	.000	.333	0
2013	New Jersey (Ind.)	.319	90	335	64	107	18	2	16	57	0	7	1	35	51	2	2	.528	.378	21
	Camden (Ind.)	.000	3	4	0	0	0	0	0	1	1	1	0	0	2	0	0	.000	.000	0
2014	New Jersey (Ind.)	.260	88	315	49	82	12	3	11	39	0	5	5	41	52	0	0	.422	.350	17
Minor League Totals		.265	334	1194	144	316	84	9	18	146	5	15	17	129	270	14	14	.395	.341	51
Independent Totals		.289	181	654	113	189	30	5	27	97	1	13	6	76	105	2	2	.474	.362	51



ERIC CHAVEZ

#51 BENCH COACH

OPENING DAY AGE: 45
BIRTHDATE: DECEMBER 7, 1977
BIRTHPLACE: LOS ANGELES, CA
RESIDES: PARADISE VALLEY, AZ
YEARS ON STAFF: 2ND SEASON

COACHING/FRONT OFFICE CAREER

- This offseason Chavez earned a promotion to bench coach after the team recorded a .259 batting average and .332 OBP, second-best in the majors, with a .744 team OPS ranking sixth in the majors under his reign as hitting coach.
- As hitting coach in 2022, five Mets were selected as NL Silver Slugger Finalists, including batting champion Jeff McNeil who finished the season with a .326 average, becoming the first Met to ever lead the majors in average.
- Originally joined the Mets as the hitting coach on January 21, 2022.
- Was named the New York Yankees assistant hitting coach on December 21, 2021, but later joined the Mets coaching staff.
- From 2016-2020, worked in the Los Angeles Angels organization as a special assistant to General Manager Billy Eppler...His duties included on-field instruction during Spring Training and scouting throughout all levels during the season...Also acted as the interim manager of the Triple-A Salt Lake Bees for the final 27 games of the 2018 season.
- Was a special assignment scout to Yankees Senior Vice President and General Manager Brian Cashman and Vice President and Assistant General Manager Billy Eppler during the 2015 season while also working as a part-time broadcaster for the Athletics on Comcast Sportsnet California.

COACHING TIMELINE

2022-Present
New York Mets
Bench Coach 2023-
Hitting Coach 2022

PLAYING CAREER

- Earned six consecutive American League Gold Glove Awards from 2001-2006 at third base with the Oakland Athletics...His six Gold Gloves are tied for the fourth-most all-time by a third baseman.
- Played 17 major league seasons with the Oakland Athletics (1998-2010), New York Yankees (2011-12) and Arizona Diamondbacks (2013-14)...Slashed .268/.342/.475 with 816 runs, 318 doubles, 24 triples, 260 homers and 902 RBI in 1,615 games.
- Had a career-high 34 homers to earn the 2002 AL Silver Slugger Award.
- Went to the Postseason seven times where he had three homers and 12 RBI in 34 games.
- Was originally selected by Oakland in the first round (10th overall) of the 1996 First-Year Player Draft.

BACKGROUND

- Was inducted into the Athletics Hall of Fame on August 7, 2022 and honored for the accomplishment in a pre-game ceremony held for him prior to the Mets-Athletics game in Oakland on September 23, 2022.
- Eric and his wife, Dawn, were married in 2020...Eric has three children Diego, Dolce and Cruz and a stepdaughter, Venessa.
- Graduated from Mount Carmel High School (CA)...Was a two-time *Baseball America* High School All-America selection.

CHAVEZ, ERIC

CAREER STATISTICS

YEAR	TEAM	AVG	G	AB	R	H	2B	3B	HR	RBI	SH	SF	HBP	BB	SO	SB	CS	SLG	OBP	E
1997	Visalia (A)	.271	134	520	67	141	30	3	18	100	3	2	2	37	91	13	7	.444	.321	32
1998	Huntsville (AA)	.328	88	335	66	110	27	1	22	86	3	3	1	42	61	12	4	.612	.402	14
	Edmonton (AAA)	.325	47	194	38	63	18	0	11	40	0	2	1	12	32	2	3	.588	.364	7
	OAKLAND (AL)	.311	16	45	6	14	4	1	0	6	0	0	0	3	5	1	1	.444	.354	0
1999	OAKLAND (AL)	.247	115	356	47	88	21	2	13	50	0	0	0	46	56	1	1	.427	.333	9
2000	OAKLAND (AL)	.277	153	501	89	139	23	4	26	86	0	5	1	62	94	2	2	.495	.355	18
2001	OAKLAND (AL)	.288	151	552	91	159	43	0	32	114	0	7	4	41	99	8	2	.540	.338	12
2002	OAKLAND (AL)	.275	153	585	87	161	31	3	34	109	0	2	1	65	119	8	3	.513	.348	17
2003	OAKLAND (AL)	.282	156	588	94	166	39	5	29	101	0	3	1	62	89	8	3	.514	.350	14
2004	OAKLAND (AL)	.276	125	475	87	131	20	0	29	77	0	4	3	95	99	6	3	.501	.397	13
	Sacramento (AAA)#	.308	3	13	2	4	1	0	0	0	0	0	0	1	2	0	0	.385	.357	0
2005	OAKLAND (AL)	.269	160	625	92	168	40	1	27	101	0	9	2	58	129	6	0	.466	.329	15
2006	OAKLAND (AL)	.241	137	485	74	117	24	2	22	72	0	6	1	84	100	3	0	.435	.351	5
2007	OAKLAND (AL)	.240	90	341	43	82	21	2	15	46	0	4	0	34	76	4	2	.446	.306	6
2008	Sacramento (AAA)#	.367	9	30	7	11	3	0	2	3	0	0	0	3	7	0	0	.667	.424	0
	OAKLAND (AL)	.247	23	89	10	22	7	0	2	14	0	0	0	6	18	0	0	.393	.295	1
2009	OAKLAND (AL)	.100	8	30	0	3	1	0	0	1	0	0	0	1	7	0	0	.133	.129	0
2010	OAKLAND (AL)	.234	33	111	10	26	8	0	1	10	0	4	0	8	31	0	0	.333	.276	0
	AZL Athletics (R)#	.333	1	3	0	1	0	0	0	0	0	0	0	0	1	0	0	.333	.333	0
2011	NEW YORK (AL)	.263	58	160	16	42	7	1	2	26	0	1	0	14	34	0	0	.356	.320	0
	Tampa (A)#	.333	6	21	4	7	2	0	1	3	0	0	0	2	4	0	0	.571	.391	0
2012	NEW YORK (AL)	.281	113	278	36	78	12	0	16	37	0	4	1	30	59	0	0	.496	.348	6
2013	ARIZONA (NL)	.281	80	228	28	64	14	2	9	44	0	5	1	19	45	1	0	.478	.332	1
	Reno (AAA)#	.250	3	8	0	2	0	0	0	0	0	0	0	2	1	0	0	.250	.400	0
	AZL D-backs (R)#	.143	3	7	1	1	0	0	1	2	0	1	0	0	0	0	0	.571	.125	0
2014	ARIZONA (NL)	.246	44	69	6	17	3	1	3	8	0	1	0	11	19	2	0	.449	.346	0
Minor League Totals		.301	294	1131	185	340	81	4	55	234	6	8	4	99	199	27	14	.525	.357	53
Major League Totals		.268	1615	5518	816	1477	318	24	260	902	0	55	15	639	1079	50	17	.475	.342	117

CAREER PLAYOFF STATISTICS

YEAR	RND	TEAM/OPP	AVG	G	AB	R	H	2B	3B	HR	RBI	SH	SF	HBP	BB	SO	SB	CS	SLG	OBP	E
2000	ALDS	OAK vs. NYY	.333	5	21	4	7	3	0	0	4	0	0	0	0	5	0	0	.476	.333	0
2001	ALDS	OAK vs. NYY	.143	5	21	0	3	1	0	0	0	0	0	0	0	5	0	0	.190	.143	1
2002	ALDS	OAK vs. MIN	.381	5	21	3	8	0	0	1	5	0	0	0	2	1	0	0	.524	.435	0
2003	ALDS	OAK vs. BOS	.045	5	22	1	1	1	0	0	0	0	0	0	1	3	1	0	.091	.087	2
2006	ALDS	OAK vs. MIN	.200	3	10	2	2	1	0	1	1	0	0	0	2	4	0	0	.600	.333	0
	ALCS	OAK vs. DET	.231	4	13	1	3	1	0	1	2	0	0	0	2	4	0	0	.538	.333	1
2011	ALDS	NY Yankees vs. DET	.000	1	1	0	0	0	0	0	0	0	0	0	0	1	0	0	.000	.000	0
2012	ALDS	NY Yankees vs. BAL	.000	3	8	0	0	0	0	0	0	0	0	0	0	4	0	0	.000	.000	0
	ALCS	NY Yankees vs. DET	.000	3	8	0	0	0	0	0	0	0	0	0	0	4	0	0	.000	.000	1
Postseason Totals			.192	34	125	11	24	7	0	3	12	0	0	0	7	31	1	0	.320	.235	5
DS Totals			.202	27	104	10	21	6	0	2	10	0	0	0	5	23	1	0	.317	.239	3
CS Totals			.143	7	21	1	3	1	0	1	2	0	0	0	2	8	0	0	.333	.217	2

CAREER FIELDING

Pos	G	PO	A	E	PCT	TC	DP
1B	21	88	8	1	.990	97	5
3B	1402	1035	2732	116	.970	3883	262
SS	5	1	0	0	1.000	1	0
OF	3	2	0	0	1.000	2	0



DOM
CHITI

#58 BULLPEN COACH

OPENING DAY AGE: 64
BIRTHDATE: DECEMBER 10, 1958
BIRTHPLACE: INDEPENDENCE, MO
RESIDES: AUBURNDALE, FL
YEARS ON STAFF: 1ST SEASON

COACHING/FRONT OFFICE CAREER

- Named the Mets bullpen coach on January 12, 2023...Has worked under Buck Showalter twice previously, serving as his bullpen coach in Baltimore and Texas...Has been involved in professional baseball since 1976 as a player, coach, scout and front office executive.
- Was the Angels bullpen coach from 2021-2022...Initially joined the organization as a special assistant to the GM in 2021, but was named the interim bullpen coach prior to the start of 2021 season.
- Worked as Atlanta's special assistant of scouting in 2020 after serving as Atlanta's director of player development from 2017-2019 and their director of pitching from 2016-2017.
- Was Baltimore's bullpen coach from 2014-2016 under Showalter.
- Was a special assistant to General Manager Frank Wren in Atlanta from 2009-2013.
- Spent seven years in the Texas Rangers organization, where he was the bullpen coach from 2006-2008, director of player development from 2004-2005, a major league advance scout in 2004 and a special assistant from 2002-2003.
- Worked as a major league advance scout for the Braves from 1996-2001.
- From 1989-1995, worked in various capacities for Cleveland...Was the bullpen coach from 1992-1993, also served as the Triple-A pitching coach in Buffalo in 1995, a minor league pitching coordinator in 1991 and from 1989-1990 was a minor league roving instructor.
- Was a minor league pitching coach in the Orioles organization from 1982-1988.

COACHING TIMELINE

- 2023 - Present**
New York Mets
Bullpen Coach
- 2021-2022**
Los Angeles Angels
Bullpen Coach
- 2016-2017**
Atlanta Braves
Director of Pitching
- 2014-2016**
Baltimore Orioles
Bullpen Coach
- 2006-2008**
Texas Rangers
Bullpen Coach
- 1989-1995**
Cleveland Indians
Buffalo (AAA) Pitching Coach 1995
Bullpen Coach 1992-1993
Minor League Pitching Coordinator 1991
Minor League Roving Instructor 1989-1990
- 1982-1988**
Baltimore Orioles
Rochester (AAA) Pitching Coach 1986-1988
Charlotte (AA) Pitching Coach 1985
Hagerstown (A) Pitching Coach 1983
Bluefield (R) Pitching Coach 1982, 1984

CHITI, DOM

PLAYING CAREER

- Played six minor league seasons with the Braves (1976-1980) and Orioles (1981) after being selected by Atlanta in the second round of the 1976 First-Year Player Draft.

BACKGROUND

- Is the son of original Met Harry Chiti, who played for the 1962 Mets...Harry played 10 major league seasons as a catcher with the Cubs (1950-52, 1955-56), Kansas City (1958-1960), Detroit (1960-1961) before finishing his career with the Mets.
- Graduated from Raleigh-Egypt High School (TN) and attended New River Community College (VA).
- Dom and wife, Jennifer, have two children, Morgan and John and three stepchildren, Kira, Kassie and Krista.

CAREER STATISTICS

YEAR	TEAM	W-L	ERA	G	GS	CG	SHO	SV	IP	H	R	ER	HR	HB	BB	SO	WP	BK
1976	Kingsport (R)	1-9	3.66	12	11	2	0	0	64.0	68	39	26	6	0	31	40	3	1
1977	Greenwood (A)	12-7	3.71	24	24	9	0	0	153.0	145	78	63	9	3	54	70	11	0
1978	Savannah (AA)	9-10	3.44	24	24	5	2	0	131.0	134	64	50	4	2	57	47	4	0
1979	Savannah (AA)	7-13	5.53	25	25	4	0	0	153.0	172	114	94	24	2	74	48	6	0
1980	Durham (A)	1-1	2.90	35	3	0	0	3	62.0	56	23	20	4	1	28	31	3	0
1981	Hagerstown (A)	0-2	15.75	5	0	0	0	1	4.0	8	8	7	3	0	5	4	0	0
Minor League Totals		30-42	4.13	115	87	20	2	4	567.0	583	326	260	50	8	249	240	27	1

MOST RUNS ALLOWED BY INNING

1st Inning.....	10, two times, last, April 16, 2019 at Philadelphia
2nd Inning.....	8, four times, last, August 19, 2009 vs. Atlanta
3rd Inning.....	10, July 30, 1969 (Game Two) vs. Houston
4th Inning.....	11, April 7, 2004 at Atlanta
5th Inning.....	11, April 27, 2012 at Colorado
6th Inning.....	11, April 1, 1997 at San Diego
7th Inning.....	8, two times, last, May 22, 2011 at New York-AL
8th Inning.....	11, July 18, 1964 at St. Louis
9th Inning.....	11, July 30, 1969 (Game One) vs. Houston
10th Inning.....	6, three times, last, June 4, 2019 vs. San Francisco
11th Inning.....	6, two times, last, September 11, 2001 vs. Chicago-NL
12th Inning.....	6, two times, last, September 10, 1996 vs. Florida
13th Inning.....	6, June 7, 1985 vs. St. Louis
14th Inning.....	6, June 2, 2018 vs. Chicago-NL
15th Inning.....	2, four times, last, April 29, 2013 at Miami
16th Inning.....	5, August 20, 1973 vs. Cincinnati
17th Inning.....	1, three times, last, August 5, 1971 at Atlanta
18th Inning.....	2, two times, last, May 4, 2019 at Milwaukee
19th Inning.....	2, July 4, 1985 at Atlanta
20th Inning.....	1, June 8, 2013 vs. Miami
21st Inning.....	None
22nd Inning.....	None
23rd Inning.....	2, May 31, 1964 (Game Two) vs. San Francisco
24th Inning.....	1, April 15, 1968 at Houston
25th Inning.....	1, September 11, 1974 vs. St. Louis



JOEY
CORA
#56

**THIRD BASE
COACH**

OPENING DAY AGE: 58
BIRTHDATE: MAY 14, 1964
BIRTHPLACE: CAGUAS, PUERTO RICO
RESIDES: PITTSBURGH, PA
YEARS ON STAFF: 2ND SEASON

COACHING CAREER

- Named the Mets third base coach on January 21, 2022.
- From 2017-2021, served as the Pirates third base and infield coach.
- In 2016, he managed Altoona (AA) in the Eastern League to a 76-64 regular season record and a spot in the playoffs.
- Served as the bench coach under Ozzie Guillén in 2012 in Miami... Managed five games when Guillén was suspended by MLB for comments about Fidel Castro...Was also the bench coach under Guillén with the Chicago White Sox from 2007-2011...Was the third base coach for the White Sox from 2004-2006, including the 2005 World Champions.
- Began his coaching career in 2000 with Daytona in the Florida State League...Managed the Mets' rookie-level affiliate Kingsport in 2001 and 2002...In 2001, the Kingsport Mets went 31-35 and in 2002, he guided the team to a 23-44 mark...Managed Savannah (A) in the South Atlantic League in 2003.

PLAYING CAREER

- Played parts of 11 years in the majors with the Padres, White Sox, Mariners and Indians...Hit .277 with a .348 OBP, 171 doubles, 41 triples, 30 homers, 294 RBI, 624 runs scored and 117 stolen bases in 1,119 games during his career.
- Drafted by San Diego in the first round (23rd overall) in the 1985 First-Year Player Draft.
- Selected to the American League All-Star team in 1997 with Seattle...Set career-highs in doubles (40), home runs (11), RBI (54) and runs scored (105) while playing in 149 games that year...The switch-hitter had a then franchise-record 24-game hitting streak.
- Was part of four teams that went to the Postseason (White Sox-1993, Mariners-1995 and 1997 and Indians-1998)...He homered off the Yankees' David Cone in the fifth and deciding game of the 1995 Division Series, giving Seattle a 1-0 lead in the third inning...Also scored one of the two runs in the 11th inning as the Mariners walked off the Yankees on Edgar Martinez' double off Jack McDowell.

BACKGROUND

- Played college baseball for three seasons at Vanderbilt University, where he was also a math major...Was a two-time All-American and a two-time academic All-American.
- Was named Most Valuable Player while playing for Chatham in the Cape Cod League in 1984 after hitting .373 with 28 stolen bases...In 2017, he was inducted into the CCBL Hall of Fame.
- His younger brother, Alex played 14 years in the majors and is currently the manager of the Boston Red Sox...Alex guided the Red Sox to the 2018 World Series title.
- Served as the General Manager for Caguas in the Puerto Rican Winter League from 1999-2001, winning the championship in 2001.
- Worked as an analyst on MLB Network's 2013 World Baseball Classic coverage.
- Jose Manuel Cora and his wife, Kiria, have two children; a daughter, Kimberly, and a son, Joey.

COACHING TIMELINE

2022-Present
New York Mets
Third Base Coach

2016-2021
Pittsburgh Pirates
Altoona (AA) Manager 2016
Third Base/Infield Coach 2017-2021

2012
Miami Marlins
Bench Coach

2004-2011
Chicago White Sox
Third Base Coach 2004-2006
Bench Coach 2007-2011

2003
Montreal Expos
Savannah (A) Manager

2001-2002
New York Mets
Kingsport (R) Manager

2000
Chicago Cubs
Daytona (A) Coach

CORA, JOEY

CAREER STATISTICS

YEAR	TEAM	AVG	G	AB	R	H	2B	3B	HR	RBI	SH	SF	HBP	BB	SO	SB	CS	SLG	OBP	E
1985	Spokane (A)	.324	43	170	48	55	11	2	3	26	4	1	8	27	24	13	2	.465	.437	9
1986	Beaumont (AA)	.305	81	315	54	96	5	5	3	41	3	3	47	28	24	11	.381	.397	19	
1987	Las Vegas (AAA)	.277	81	293	50	81	9	1	1	24	5	1	2	62	39	12	7	.324	.405	9
	SAN DIEGO (NL)	.237	77	241	23	57	7	2	0	13	5	1	1	28	26	15	11	.282	.317	10
1988	Las Vegas (AAA)	.296	127	460	73	136	15	3	3	55	6	5	2	44	19	31	7	.361	.356	26
1989	Las Vegas (AAA)	.310	119	507	79	157	25	4	0	37	4	1	8	42	31	40	15	.375	.371	27
	SAN DIEGO (NL)	.316	12	19	5	6	1	0	0	1	0	0	0	1	0	1	0	.368	.350	2
1990	Las Vegas (AAA)	.351	51	211	41	74	13	9	0	24	1	4	4	29	16	15	7	.498	.432	14
	SAN DIEGO (NL)	.270	51	100	12	27	3	0	0	2	0	0	0	6	9	8	3	.300	.311	11
1991	South Bend (A)	.200	1	5	1	1	0	0	0	0	0	0	0	0	1	1	0	.200	.200	0
	CHICAGO (AL)	.241	100	228	37	55	2	3	0	18	8	3	5	20	21	11	6	.276	.313	10
1992	CHICAGO (AL)	.246	68	122	27	30	7	1	0	9	2	3	4	22	13	10	3	.320	.371	3
1993	CHICAGO (AL)	.268	153	579	95	155	15	13	2	51	19	4	9	67	63	20	8	.349	.351	19
1994	South Bend (A)	.455	3	11	3	5	1	0	0	1	0	0	0	2	1	1	1	.546	.539	1
	CHICAGO (AL)	.276	90	312	55	86	13	4	2	30	11	5	2	38	32	8	4	.362	.353	8
1995	SEATTLE (AL)	.297	120	427	64	127	19	2	3	39	13	4	6	37	31	18	7	.372	.359	23
1996	SEATTLE (AL)	.291	144	530	90	154	37	6	6	45	6	5	7	35	32	5	5	.417	.340	13
1997	SEATTLE (AL)	.300	149	574	105	172	40	4	11	54	8	9	5	53	49	6	7	.441	.359	17
1998	SEATTLE (AL)	.283	131	519	95	147	23	6	6	26	10	3	4	62	50	13	5	.385	.362	19
	CLEVELAND (AL)	.229	24	83	16	19	4	0	0	6	2	0	1	11	9	2	1	.277	.326	1
Minor League Totals		.307	506	1972	349	605	79	24	10	208	23	15	27	253	159	137	50	.386	.390	116
Major League Totals		.277	1119	3734	624	1035	171	41	30	294	84	37	44	380	335	117	60	.369	.348	136

CAREER PLAYOFF STATISTICS

YEAR	RND	TEAM/OPP	AVG	G	AB	R	H	2B	3B	HR	RBI	SH	SF	HBP	BB	SO	SB	CS	SLG	OBP	E
1993	ALCS	CWS vs. TOR	.136	6	22	1	3	0	0	0	1	2	0	1	3	6	0	0	.136	.269	3
1995	ALDS	SEA vs. NYY	.316	5	19	7	6	1	0	1	1	3	0	0	3	0	1	0	.526	.409	1
	ALCS	SEA vs. CLE	.174	6	23	3	4	1	0	0	0	0	0	2	1	2	2	0	.217	.269	1
1997	ALDS	SEA vs. BAL	.176	4	17	1	3	0	0	0	0	0	0	0	0	4	0	0	.176	.176	0
1998	ALDS	CLE vs. BOS	.000	4	10	2	0	0	0	0	0	0	0	0	3	2	0	0	.000	.231	0
	ALCS	CLE vs. NYY	.143	2	7	1	1	0	0	0	0	0	0	0	2	1	0	0	.143	.333	0
Postseason Totals			.173	27	98	15	17	2	0	1	2	5	0	3	12	13	3	0	.224	.283	5
DS Totals			.196	13	46	10	9	1	0	1	1	3	0	0	6	6	1	0	.283	.288	1
CS Totals			.154	14	52	5	8	1	0	0	1	2	0	3	6	7	2	0	.173	.279	4

ALL-STAR GAME

YEAR	LEAGUE/SITE	AVG	G	AB	R	H	2B	3B	HR	RBI	SH	SF	HBP	BB	SO	SB	CS	SLG	OBP	E
1997	AL/Cleveland	.000	1	1	0	0	0	0	0	0	0	0	0	0	0	0	0	.000	.000	0

CAREER FIELDING

Pos	G	PO	A	E	PCT	TC	DP
C	1	3	0	0	1.000	3	0
2B	970	1824	2280	123	.971	4227	526
3B	11	1	12	2	.867	15	1
SS	46	41	52	11	.894	104	12

MANAGERIAL RECORD

YEAR	TEAM	LEAGUE	W-L	PCT.	POS
2001	Kingsport	Appalachian (R)	31-35	.470	5th
2002	Kingsport	Appalachian (R)	23-44	.343	5th
2003	Savannah	South Atlantic (A)	58-80	.420	6th/7th
2016	Altoona	Eastern League (AA)	76-64	.543	2nd-a

Minor League Totals **188-223** **.457**

a- lost in the first round of Eastern League playoffs.



JEREMY HEFNER

#55 PITCHING COACH

OPENING DAY AGE: 36
 BIRTHDATE: MARCH 11, 1986
 BIRTHPLACE: PERKINS, OK
 RESIDES: COLLINSVILLE, OK
 YEARS ON STAFF: 4TH SEASON

HEFNER, JEREMY

COACHING/FRONT OFFICE CAREER

- Named the Mets pitching coach on December 8, 2019.
- Was the Minnesota Twins assistant pitching coach in 2019.
- Served as the Twins advance scout from 2017-2018.

COACHING TIMELINE

2020-Present
New York Mets
 Pitching Coach

2019
Minnesota Twins
 Assistant Pitching Coach

PLAYING CAREER

- Played 11 seasons professionally from 2007-2017, including five years (2007-2011) in San Diego's system, three with the Mets (2012-2014) and one with St. Louis (2016)...Pitched two years in the majors, both with the Mets (2012-2013), going 8-15 with a 4.65 ERA (116 earned runs/224.1 innings) in 50 games, 36 starts.
- Drafted by the Mets in the 46th round of the 2004 First-Year Player draft...Selected by the Mets again in the 48th round of the 2005 First-Year Player draft, but did not sign...Drafted by the Padres in the fifth round of the 2007 First-Year Player Draft...Named San Diego's minor league pitcher of the year in 2008.
- Made his major league debut on April 23, 2012 vs. San Francisco...Earned his first major league win on May 29, 2012 vs. Philadelphia...Allowed three runs over 6.0 innings...Became the first pitcher in team history to earn his first major league win and hit his first major league homer in the same game.

BACKGROUND

- Jeremy and his wife, Sarah, have a son, Jace and three daughters, Jaylee, Lucy and Lexi.
- Ran a half-marathon in the off-season before the 2023 season, finishing in 2:02.
- Graduated from Perkins-Tryon High School in Perkins, OK.
- Attended Oral Roberts University after two years at Seminole State College.

CAREER PITCHING

YEAR	TEAM	W-L	ERA	G	GS	CG	SHO	SV	IP	H	R	ER	HR	HB	BB	SO	WP	BK
2007	Eugene (A)	2-5	3.90	17	11	0	0	0	62.1	51	33	27	3	2	20	74	8	0
2008	Fort Wayne (A)	10-5	3.33	29	24	0	0	0	140.1	117	53	52	12	3	41	144	7	0
	Lake Elsinore (A)	0-0	3.60	1	1	0	0	0	5.0	3	2	2	0	0	2	6	0	0
2009	Lake Elsinore (A)	14-9	4.12	27	27	0	0	0	150.2	165	81	69	13	11	38	142	9	0
	Portland (AAA)	0-0	3.38	1	1	0	0	0	5.1	7	2	2	0	0	2	5	0	0
2010	San Antonio (AA)	11-8	2.95	28	28	2	0	0	167.2	156	63	55	11	5	51	115	7	0
2011	Tucson (AAA)	9-7	4.98	28	28	0	0	0	157.1	178	101	87	21	3	61	120	7	0
2012	Buffalo (AAA)	5-2	2.77	10	9	0	0	0	61.2	55	25	19	4	0	10	37	1	0
	METS	4-7	5.09	26	13	0	0	0	93.2	110	55	53	9	2	18	62	7	0
2013	METS	4-8	4.34	24	23	0	0	0	130.2	132	75	63	20	5	37	99	1	0
2014	GCL Mets (R)	0-0	3.00	3	3	0	0	0	6.0	4	2	2	0	0	0	2	0	0
	St. Lucie (A)	0-0	9.00	3	3	0	0	0	8.0	8	8	8	1	0	9	9	0	0
2015									Did Not Pitch - Injured									
2016	Memphis (AAA)	3-6	5.25	18	18	0	0	0	97.2	103	59	57	12	4	39	82	8	0
	GCL Cardinals (R)	0-0	3.00	2	2	0	0	0	6.0	4	2	2	2	0	0	9	0	0
Minor League Totals		54-42	3.96	167	155	2	0	0	868.0	851	431	382	79	28	273	745	47	0
Major League Totals		8-15	4.65	50	36	0	0	0	224.1	242	130	116	29	7	55	161	8	0



ERIC
HINSKE
#52 ASST. HITTING
COACH

OPENING DAY AGE: 45
 BIRTHDATE: AUGUST 5, 1977
 BIRTHPLACE: MENASHA, WI
 RESIDES: SCOTTSDALE, AZ
 YEARS ON STAFF: 1ST SEASON

COACHING CAREER

- Named the Mets assistant hitting coach on January 12, 2023.
- Was Arizona's assistant hitting coach from 2019-2021.
- Was the Angels hitting coach in 2018 when Billy Eppler served as the team's general manager.
- Spent four seasons on the Cubs coaching staff from 2014-2017... Was the first base coach in 2014 and the following three years was the assistant hitting coach, including winning the 2016 World Series and losing in the 2015 NLCS to the Mets.

PLAYING CAREER

- Batted .249 (158-3,797) with 549 runs, 240 doubles, 18 triples, 137 homers, 522 RBI in 1,387 games with Toronto (2002-06), Boston (2006-07), Tampa Bay (2008), Pittsburgh (2009), the Yankees (2009), Atlanta (2010-2012) and Arizona (2013).
- Was named the 2002 AL Rookie of the Year after hitting .279 (158-566) with 38 doubles, 24 homers and 84 RBI in 151 games.
- Appeared in three straight World Series (2007-2009), winning with Boston in 2007 and the Yankees in 2009... Was a member of the Rays American League championship team in 2008...Is one of two players all-time to reach the World Series in three consecutive seasons with three separate teams (also Don Baylor, 1986-1988).
- Hit his 100th career home run on July 29, 2008 at Toronto off Roy Halladay.
- Selected by the Cubs in the 17th round of the 1998 First-Year Player Draft.

BACKGROUND

- Graduated from Menasha High School (WI), where he lettered in baseball, basketball and football.
- Attended the University of Arkansas...Hit .365 with 27 doubles, nine homers, 71 RBI as a junior in 1998.
- Eric and his wife, Kathryn, have three children, Ava, Dylan and A.J.

COACHING TIMELINE

2023-Present
New York Mets
 Assistant Hitting Coach

2019-2021
Arizona Diamondbacks
 Assistant Hitting Coach

2018
Los Angeles Angels
 Hitting Coach

2014-2017
Chicago Cubs
 Assistant Hitting Coach 2015-2017
 First Base Coach 2014

CAREER STATISTICS

YEAR	TEAM	AVG	G	AB	R	H	2B	3B	HR	RBI	SH	SF	HB	BB	SO	SB	CS	SLG	OBP	E
1998	Williamsport (A)	.298	68	248	46	74	20	0	9	57	0	4	2	35	61	19	3	.488	.384	0
	Rockford (A)	.450	6	20	8	9	4	0	1	4	0	1	0	5	6	1	0	.800	.538	0
1999	Daytona (A)	.297	130	445	76	132	28	6	19	79	1	5	5	62	90	16	10	.515	.385	0
	Iowa (AAA)	.267	4	15	3	4	0	1	1	2	0	0	0	1	4	0	0	.600	.313	0
2000	West Tenn. (AA)	.259	131	436	76	113	21	9	20	73	0	3	3	78	133	14	5	.486	.373	0
2001	Sacramento (AAA)	.282	121	436	71	123	27	1	25	79	2	2	10	54	113	20	7	.521	.373	0
2002	TORONTO (AL)	.279	151	566	99	158	38	2	24	84	0	5	2	77	138	13	1	.481	.365	20
2003	TORONTO (AL)	.243	124	449	74	109	45	3	12	63	0	5	1	59	104	12	2	.437	.329	22
	Syracuse (AAA)#	.500	2	8	2	4	1	0	1	2	0	0	0	0	0	0	0	1.000	.500	0
2004	TORONTO (AL)	.246	155	570	66	140	23	3	15	69	0	6	4	54	109	12	8	.375	.312	8
2005	TORONTO (AL)	.262	147	477	79	125	31	2	15	68	0	6	8	46	121	8	4	.430	.333	7
2006	TORONTO (AL)	.264	78	197	35	52	9	2	12	29	0	0	0	27	49	1	1	.513	.353	0
	BOSTON (AL)	.288	31	80	8	23	8	0	1	5	0	0	0	8	30	1	1	.425	.352	1
2007	BOSTON (AL)	.204	84	186	25	38	12	3	6	21	0	1	3	28	54	3	0	.398	.317	3
2008	TAMPA BAY (AL)	.247	133	381	59	94	21	1	20	60	0	1	3	47	88	10	3	.465	.333	3
2009	PITTSBURGH (NL)	.255	54	106	18	27	9	0	1	11	0	0	3	17	27	0	0	.368	.373	0
	NEW YORK (AL)	.226	39	84	13	19	3	0	7	14	0	2	2	10	25	1	0	.512	.316	0
2010	ATLANTA (NL)	.256	131	281	38	72	21	1	11	51	0	3	3	33	75	0	0	.456	.338	2
2011	ATLANTA (NL)	.233	117	236	24	55	10	0	10	28	0	1	1	26	71	0	1	.403	.311	0
2012	ATLANTA (NL)	.197	91	132	9	26	7	1	2	13	0	1	0	14	41	0	0	.311	.272	2
2013	ARIZONA (NL)	.173	52	52	2	9	3	0	1	6	0	0	0	6	17	0	0	.288	.259	0
	Reno (AAA)	.056	5	18	0	1	0	0	0	0	0	0	0	1	5	0	0	.056	.105	0
Minor League Totals		.280	419	1660	257	464	74	19	23	164	20	12	15	186	265	90	42	.389	.355	65
Major League Totals		.277	1063	4222	679	1170	232	23	184	581	31	46	40	401	725	125	37	.474	.342	76

CAREER PLAYOFF STATISTICS

YEAR	RND	TEAM/OPP	AVG	G	AB	R	H	2B	3B	HR	RBI	SH	SF	HBP	BB	SO	SB	CS	SLG	OBP	E
2007	ALDS	BOS vs. LAA	.000	1	1	0	0	0	0	0	0	0	0	0	0	1	0	0	.000	.000	0
	ALCS	BOS vs. CLE	.000	1	0	1	0	0	0	0	0	0	0	0	0	0	0	0	.000	.000	0
	WS	BOS vs. COL	.000	1	1	0	0	0	0	0	0	0	0	0	0	1	0	0	.000	.000	0
2008	WS	TB vs. PHI	.500	2	2	1	1	0	0	1	1	0	0	0	1	0	0	0	2.000	.500	0
2009	WS	NYN vs. PHI	.000	1	0	1	0	0	0	0	0	0	0	0	1	0	0	0	.000	1.000	0
2010	NLDS	ATL vs. SF	.333	4	3	1	1	0	0	1	2	0	0	0	1	1	0	0	1.333	.500	0
Postseason Totals			.257	28	105	13	27	4	0	6	13	1	0	1	10	29	2	3	.467	.328	0
LDS Totals			.250	5	4	1	1	0	0	1	2	0	0	0	1	2	0	0	1.000	.400	0
WS Totals			.333	4	3	2	1	0	0	1	1	0	0	0	1	2	0	0	1.333	.500	0

CAREER FIELDING

POS	G	PO	A	E	PCT	TC	DP
1B	242	1734	135	15	.992	1884	159
3B	457	297	729	51	.954	1076	51
OF	312	432	13	3	.993	448	1



WAYNE
KIRBY
#54
FIRST BASE
COACH

OPENING DAY AGE: 59
BIRTHDATE: JANUARY 22, 1964
BIRTHPLACE: WILLIAMSBURG, VA
RESIDES: LAS VEGAS, NV
YEARS ON STAFF: 2ND SEASON

COACHING CAREER

- Named the Mets first base coach on January 21, 2022.
- Spent 2020-2021 as San Diego's first base coach...2023 marks his 12th year as a major league coach.
- From 2011-2018, was Baltimore's first base coach under Buck Showalter.
- Was the Texas Rangers' minor league outfield & baserunning coordinator from 2006-2010.
- Worked for four years as a minor league hitting instructor in Cleveland's minor league system...Began his coaching career in 2002 as the hitting coach for rookie-level Burlington in the Appalachian League...Served in the same capacity for Lake County (A) in the South Atlantic League in 2003...Was the hitting coach for Kinston (A) in the Carolina League 2004 and Akron (AA) in the Eastern League in 2005.

PLAYING CAREER

- Played parts of eight years in the majors with the Indians, Dodgers and Mets.
- Appeared in 26 games with the 1998 Mets...Hit .194 with one triple and five runs scored.
- Selected in the 13th round of the 1983 First-Year Player Draft by the Los Angeles Dodgers.
- Led American League outfielders with 19 assists in 1993.
- Appeared in 101 regular season games to help lead Cleveland to the AL pennant in 1995...Appeared in 11 Postseason games that year.
- Had a walk-off hit in the 11th inning on April 4, 1994 vs. Seattle in the first game at Cleveland's Jacobs Field.

BACKGROUND

- Kirby and his wife, Cara, have three children, daughters Caylee and Cabria, and son, Caden.
- His younger brother, Terry, played 10 seasons in the NFL as a running back for Miami, San Francisco, Cleveland and Oakland from 1993-2002...He finished his career with 2,875 rushing yards, 3,222 receiving yards and 43 total touchdowns.
- Each year in Baltimore, Kirby supported the Baltimore Orioles' Reviving Baseball in Inner Cities (RBI) program with several clinics, including one for RBI head coaches and the Baltimore City Clinic.

COACHING TIMELINE

2022-

New York Mets
First Base Coach

2020-2021

San Diego Padres
First Base Coach

2011-2018

Baltimore Orioles
First Base Coach

2006-2010

Texas Rangers
Minor League Outfield &
Baserunning Coordinator

2002-2005

Cleveland Indians
Burlington (R) Hitting Coach 2002
Lake County (A) Hitting Coach 2003
Kinston (A) Hitting Coach 2004
Akron (AA) Hitting Coach 2005

CAREER STATISTICS

YEAR	TEAM	AVG	G	AB	R	H	2B	3B	HR	RBI	SH	SF	HBP	BB	SO	SB	CS	SLG	OBP	E
1983	GCL Dodgers (R)	.292	60	216	43	63	7	1	0	13	4	1	1	34	19	23	8	.333	.389	1
1984	Great Falls (R)	.310	20	84	19	26	2	2	1	11	1	1	0	12	9	19	3	.417	.392	2
	Vero Beach (A)	.272	76	224	39	61	6	3	0	21	5	2	6	21	30	11	9	.326	.348	5
	Bakersfield (A)	.274	23	84	14	23	3	0	0	10	2	1	0	4	5	8	3	.310	.303	3
1985	Vero Beach (A)	.282	122	437	70	123	9	3	0	28	4	3	3	41	41	31	14	.316	.345	4
1986	Vero Beach (A)	.261	114	387	60	101	9	4	2	31	2	2	1	37	30	28	17	.320	.326	4
1987	San Antonio (AA)	.238	24	80	7	19	1	2	1	9	3	0	0	4	7	6	4	.338	.274	3
	Bakersfield (AA)	.269	105	416	77	112	14	3	0	34	5	2	3	49	41	56	21	.317	.349	12
1988	San Antonio (AA)	.240	100	334	50	80	9	2	0	21	10	1	3	21	42	26	10	.278	.290	2
	Bakersfield (A)	.277	12	47	12	13	0	1	0	4	0	0	0	11	4	9	2	.319	.414	2
1989	San Antonio (AA)	.214	44	140	14	30	3	1	0	7	2	1	1	18	17	11	6	.250	.306	4
	Albuquerque (AAA)	.342	78	310	62	106	18	8	0	30	5	1	1	26	27	29	14	.452	.394	2
1990	Albuquerque (AAA)	.278	119	342	56	95	14	5	0	30	4	3	3	28	36	29	7	.348	.335	9
1991	Colo. Springs (AAA)	.294	118	385	66	113	14	4	1	39	5	3	2	34	36	29	14	.358	.351	6
	CLEVELAND (AL)	.209	21	43	4	9	2	0	0	5	1	1	0	2	6	1	2	.256	.239	0
1992	Colo. Springs (AAA)	.269	123	470	101	162	18	16	11	74	4	2	2	36	28	51	20	.321	.392	7
	CLEVELAND (AL)	.167	21	18	9	3	1	0	1	1	0	0	0	3	2	0	3	.389	.286	0
1993	Charlotte (AAA)	.290	17	76	10	22	6	2	3	7	0	0	0	3	10	4	2	.540	.317	0
	CLEVELAND (AL)	.269	131	458	71	123	19	5	6	60	7	6	3	37	58	17	5	.371	.323	5
1994	CLEVELAND (AL)	.293	78	310	62	106	18	8	0	30	5	1	1	26	27	29	14	.403	.342	4
1995	CLEVELAND (AL)	.207	101	188	29	39	10	2	1	14	1	2	1	13	32	10	3	.298	.260	1
1996	CLEVELAND (AL)	.250	27	16	3	4	1	0	0	1	0	0	0	2	2	0	1	.313	.333	0
	LOS ANGELES (NL)	.271	65	188	23	51	10	1	1	11	1	1	1	17	17	4	2	.351	.333	3
1997	LOS ANGELES (NL)	.169	46	65	6	11	2	0	0	4	0	0	0	10	12	0	0	.200	.280	0
	Albuquerque (AAA)	.335	68	269	57	90	16	5	10	43	1	2	1	26	33	18	5	.543	.393	5
1998	Memphis (AAA)	.282	58	227	36	64	15	3	5	32	2	0	0	15	33	10	2	.441	.326	3
	Norfolk (AAA)	.309	42	162	32	50	8	3	5	23	1	0	2	21	18	11	5	.488	.395	1
	METS	.194	26	31	5	6	0	1	0	0	1	0	0	1	9	1	1	.258	.219	0
1999	Las Vegas (AAA)	.300	66	160	29	48	7	3	10	31	1	1	0	28	36	2	4	.569	.402	2
2000	Rochester (AAA)	.284	129	507	76	144	24	11	6	60	1	2	1	46	61	10	4	.410	.344	8
Minor League Totals		.288	1518	5357	930	1545	203	82	55	558	62	28	30	515	563	421	174	.388	.352	85
Major League Totals		.252	516	1198	183	302	51	9	14	119	13	10	6	98	168	44	21	.345	.310	13

CAREER PLAYOFF STATISTICS

YEAR	RND	TEAM/OPP	AVG	G	AB	R	H	2B	3B	HR	RBI	SH	SF	HBP	BB	SO	SB	CS	SLG	OBP	E
1995	ALDS	CLE vs. BOS	1.000	3	1	0	1	0	0	0	0	0	0	0	0	0	0	0	1.000	1.000	0
	ALCS	CLE vs. SEA	.200	5	5	2	1	0	0	0	0	0	1	0	0	0	1	0	.200	.200	0
	WS	CLE vs. ATL	.000	3	1	0	0	0	0	0	0	0	0	0	0	1	0	0	.000	.000	0
1996	NLDS	LAD vs. ATL	.125	3	8	1	1	0	0	0	0	0	0	0	2	1	0	1	.125	.300	0
Postseason Totals			.200	14	15	3	3	0	0	0	0	1	0	0	2	2	1	1	.200	.294	0
DS Totals			.222	6	9	1	2	0	0	0	0	0	0	0	2	1	0	1	.222	.364	0

CAREER FIELDING

Pos	G	PO	A	E	PCT	TC	DP
OF	398	654	28	13	.981	695	8



GLENN
SHERLOCK
#53 CATCHING & STRATEGY COACH

OPENING DAY AGE: 62
 BIRTHDATE: SEPTEMBER 26, 1980
 BIRTHPLACE: NAHANT, MA
 RESIDES: SCOTTSDALE, AZ
 YEARS ON STAFF: 2ND SEASON SINCE RETURNING/5TH OVERALL

COACHING CAREER

- Named the Mets catching and strategy coach on January 12, 2023.
- Served as the Mets bench coach under Buck Showalter last season.
- Spent two years as a coach on the Pittsburgh Pirates coaching staff with a primary focus on catchers, while also assisting Manager Derek Shelton with game preparation and management...Under his tutelage in 2021, Jacob Stallings earned a Gold Glove Award.
- Spent three years on the Mets coaching staff prior to joining Pittsburgh...Handled third base coaching responsibilities in 2017 and 2018...Moved over to first base prior to the 2019 season.
- Spent 19 years on the Arizona Diamondbacks coaching staff (1998-2016)...Served as the D-backs catching coach from 1998-2016...Spent three years as the D-backs bench coach (2003, 2015-2016) and was their bullpen coach from 1998-2002 and 2005-2013...Was Arizona's third base coach in 2004 and 2014.
- Served as Arizona's minor league catching coordinator from 1996-1997...Was a scout for Arizona during the 1997 Expansion Draft.
- Was Mariano Rivera's first manager in professional baseball in 1990 with the Gulf Coast Yankees (R).
- Managed three seasons in the Yankees organization, going 121-128 from 1990-1991, and 1993 with the rookie-level Gulf Coast Yankees and Fort Lauderdale (A) affiliate in the Florida State League...Was a catching instructor in 1992.
- Managed the Canberra Bushrangers of the Australian Baseball League in 1993.
- Among catchers he has coached are: Jorge Posada, Mike Stanley, Bob Melvin, Brad Ausmus, Jim Leyritz, Jacob Stallings, Kelly Stinnett, Miguel Montero, Henry Blanco and Tuffy Gosewisch.

COACHING TIMELINE

- 2022-**
New York Mets
 Catching & Strategy Coach 2023
 Bench Coach 2022
- 2020-2021**
Pittsburgh Pirates
 Coach
- 2017-2019**
New York Mets
 First Base Coach 2019
 Third Base Coach 2017-2018
- 1998-2016**
Arizona Diamondbacks
 Bench Coach 2015-2016, 2003
 Bullpen Coach 2005-2013, 1998-2002
 Third Base Coach 2004, 2014
 Minor League Catching Coordinator 1996-1997
- 1990-1993**
New York Yankees
 Gulf Coast (R) Manager 1990, 1993
 Fort Lauderdale (A) Manager 1991
 Minor League Catching Instructor 1992

PLAYING CAREER

- A former catcher, he played 297 minor league games in the Astros (1983-1986) and Yankees (1987-1989) organizations...Reached Triple-A with the Yankees.
- Was drafted in the 21st-round of the 1983 Free Agent Draft by the Houston Astros.

BACKGROUND

- Earned a B.A. in Environmental Studies at Rollins College (FL)...Honored with the Rollins College Hall of Fame Achievement Award and earned Sunshine State All-Star status.
- Played three years for Yarmouth-Dennis in the Cape Cod Summer League.
- Graduated in 1979 from St. John's Prep in Danvers, MA...Was All-State in baseball...Also played football.
- Operates a catching camp in Arizona during the offseason.
- Completed the 2013 Ironman Arizona.
- Glenn and his wife, Lisa, have a son, Tim and a daughter, Cara...Tim was the D-backs' 40th-round pick in the 2009 First-Year Player Draft from Duke University...He was originally selected by the Phillies in the 32nd round of the 2005 First-Year Player Draft, but chose to attend Duke...Tim played minor league baseball in 2009-2010.

CAREER STATISTICS

YEAR	TEAM	AVG	G	AB	R	H	2B	3B	HR	RBI	SH	SF	HBP	BB	SO	SB	CS	SLG	OBP	E
1983	Auburn (A)	.328	35	125	15	41	5	1	1	18	1	1	1	9	17	2	0	.408	.375	1
1984	Auburn (A)	.226	57	177	13	40	4	0	0	16	3	1	0	8	29	6	1	.249	.258	13
	Asheville (A)	.244	31	82	9	20	4	1	2	13	2	0	1	7	11	2	1	.390	.311	1
1985	Osceola (A)	.198	40	81	8	16	2	1	0	8	3	1	1	8	16	2	1	.247	.275	1
	Asheville (A)	.274	22	62	5	17	3	0	1	8	0	0	0	4	8	0	0	.371	.318	3
1986	Osceola (A)	.246	59	175	12	43	3	0	1	22	1	0	0	9	18	0	0	.280	.283	5
	Columbus (AA)	.308	4	13	4	4	0	1	1	5	0	0	0	3	2	0	0	.692	.438	1
1987	Albany-Colonie (AA)	.250	4	12	0	3	1	0	0	2	1	1	0	1	2	0	0	.333	.286	1
	Columbus (AAA)	.214	6	14	1	3	0	0	0	0	1	0	0	1	3	0	0	.214	.267	0
1988	Albany-Colonie (AA)	.125	6	16	0	2	0	0	0	1	0	0	0	1	5	0	0	.125	.176	0
	Columbus (AAA)	.253	32	95	9	24	4	0	1	6	0	0	0	7	18	0	0	.326	.304	1
1989	Albany-Colonie (AA)	---	1	0	0	0	0	0	0	0	0	0	0	0	0	0	0	---	---	0
Minor League Totals		.250	297	852	76	213	26	4	7	99	12	4	3	58	129	12	3	.315	.299	27

MANAGERIAL RECORD

YEAR	TEAM	LEAGUE	W-L	PCT.	POS
1990	Yankees (R)	Gulf Coast	32-30	.516	T4th
1991	Ft. Lauderdale (A)	Florida State	59-69	.461	5th
1993	Yankees (R)	Gulf Coast	30-29	.508	3rd
Minor League Totals			121-128	.486	



BULLPEN CATCHERS



78

OPENING DAY AGE 43

BIRTHDATE April 9, 1979

BORN Kirkland, Quebec, CA

RESIDES Westfield, MA

ERIC LANGILL BULLPEN CATCHER

- Eric Joseph Langill joined the Mets in June of 2011 and begins his 12th season as a bullpen catcher.
- Was a 34th round draft pick of Montreal in the June, 1999 First-Year Player Draft and played in the Expos' farm system until 2002... Joined the Dodgers organization that season.
- With Los Angeles, he was invited to major league Spring Training in 2006 and spent parts of two seasons at Las Vegas (AAA) of the Pacific Coast League in 2004 and 2006.
- Attended Des Moines (IA) Community College.
- Eric was born in Kirkland, Quebec, Canada, but currently resides in Massachusetts.



77

OPENING DAY AGE 44

BIRTHDATE June 3, 1978

BORN Stamford, CT

RESIDES Los Angeles, CA

DAVE RACANIELLO BULLPEN CATCHER

- David (Dave) Racaniello begins his 23rd season as a Mets bullpen catcher.
- Threw to David Wright in the 2013 Home Run Derby at Citi Field.
- Played baseball for two years at Norwalk Community College... His team won the Junior College World Championship.
- Attended Central Connecticut College for one year.
- Graduated from West Hill High School in Stamford, CT where he played baseball for coach Frank Donatucci.
- Climbed Mount Kilimanjaro in January, 2012.
- Completed his second NYC Marathon in 2014.
- Dave, 44, resides in Los Angeles with fiancée, Julia.

ADDITIONAL STAFF



80

OPENING DAY AGE 34
BIRTHDATE August 3, 1988
BORN Tenares, DR
RESIDES Tenares, DR

RAFAEL FERNANDEZ MAJOR LEAGUE COACHING ASSISTANT

- Begins his seventh year in the Mets organization and his third as a batting practice pitcher.
- Was slated to serve as the hitting coach with Brooklyn (R).
- Spent the 2019 season as an assistant coach at the MLB level.
- In the offseason, is working with the Gigantes del Cibao in the Dominican winter ball as an assistant hitting coach and quality control coach.
- Spent 2018 as hitting coach GCL Mets (R)...In 2016-2017 was an outfield/hitting coach with the DSL Mets2 (R).
- Was originally signed by the Mets in 2006 and played seven seasons in the minors.
- Played four seasons for Gigantes del Cibao and Estrellas Orientales in the Dominican Winter League...In 2013 played in Colombia for Leones Comfacor del Montena.
- In 2014 Played in Mexico for the Queseros de la Cuenca...In 2014 was part of the Dominican National team that participated in the Central American and Caribbean Games in Veracruz, Mexico.
- Is currently studying psychology at Universidad de la Tercera Edad.
- Rafael, 34, resides in Tenares, DR, with his wife Alexandra...They have a son, Rafael Alonzo and a daughter, Alejandra Maria.



76

OPENING DAY AGE 46
BIRTHDATE May 14, 1977
BORN Hermosa Beach, CA
RESIDES Sarasota, FL

AARON MYERS MAJOR LEAGUE STAFF ASSISTANT

- Enters his second season with the organization.
- Began his own travel ball team in Hermosa Beach, CA, and worked as a coach with little leaguers as well as high school players.
- Played in the Brewers organization from 1998-2001...Also played with the Independent New Jersey Jackals.
- Selected by the Rockies in the 17th round of the 1994-First Year Player Draft and converted to a pitcher as a member of the Brewers organization.
- Attended Righetti High School in Santa Maria, CA, where he was a Baseball America Top 100 prospect.
- Aaron, 46, resides in Sarasota, FL.

METS ALL-TIME COACHES

A

Accardo, Jeremy 2019-2021
 Acta, Manny 2005-2006
 Aguayo, Luis 2008
 Alicea, Luis 2009
 Alomar, Sandy, Sr. 2005-2009
 Amaro Jr., Ruben 2018
 Apodaca, Bob 1996-1999

B

BARNES, DANNY 2022-
BARNES, JEREMY 2022-
 Baylor, Don 2003-2004
 Benedict, Bruce 1997-1999
 Berra, Yogi 1965-1971
 Bjornson, Craig 2022
 Bones, Ricky 2012-2021
 Brantley, Mickey 1999
 Burgess, Tom 1977

C

Cavaretta, Phil 1975-1978
 Chambliss, Chris 2002
CHAVEZ, ERIC 2022-
CHITI, DOM 2023-
 Conti, Guy 2005-2008
CORA, JOEY 2022-
 Cottier, Chuck 1979-1981
 Cabbage, Mike 1990-1996

D

Davis, Chili 2019-2021
 Debus, Jon 2011
 DeFrancesco, Tony 2020
 DiSarcina, Gary 2018-2021
 Down, Rick 2005-2007
 Dusan, Gene 1983

E

Edwards, Doc 1990-1991
 Eiland, Dave 2018-2019
 Ellis, Ryan 2020
 Engle, Dave 2001-2002

F

Floyd, Bobby 2001, 2004
 Foote, Barry 1992-1993
 Frey, Jim 1982-1983

G

Galante, Matt 2002-2004
 Geren, Bob 2012-2015
 Gibson, Bob 1981
 Goodwin, Tom 2012-2017

H

Haddix, Harvey 1966-1967
 Hale, Chip 2009-2011
 Harder, Mel 1964
 Harrelson, Bud 1982, 1985-1990

Heffner, Don 1964-1965
HEFNER, JEREMY 2020-
 Hemus, Solly 1962-1963
 Henderson, Rickey 2007
 Hernández, Chuck 2019
 Herzog, Whitey 1966
 Hiller, Chuck 1990

HINSKE, ERIC 2023-
 Hornsby, Rogers 1962
 Hoscheit, Vern 1984-1987
 Hough, Charlie 2001-2002
 Howard, Frank 1982-84,
 1994-96
 Howard, Kevin 2021
 Hudgens, Dave 2011-2014

J

Jackson, Al 1999-2000
 Jaus, Dave 2010, 2021
 Johnson, Darrell 1993
 Johnson, Deron 1981
 Johnson, Howard ... 2007-2010
 Johnson, Lamar 2014

K

KIRBY, WAYNE 2022-
 Kress, Red 1962

L

Landestoy, Rafael 1996
 LaRoche, Dave 1992-1993
 Lavagetto, Cookie ... 1962-1963
 Long, Kevin 2015-2017
 Lopez, Juan 2002-2003

M

Manuel, Jerry 2005-2008
 Maxvill, Dal 1978
 Mays, Willie 1974-1979
 McCraw, Tom 1992-1996
 McCullough, Clyde 1963
 McMillan, Roy 1973-1976
 Meulens, Hensley 2020
 Monbouquette, Bill 1982-1983
 Murphy, Johnny 1967

N

Natera, Luis 2014
 Niemann, Randy 1997-1999,
 2001-2002, 2009-2010
 Nieto, Tom 2008

O

Oberkfell, Ken 2008, 2011

P

Parker, Salty 1967
 Pavlick, Greg 1985-1986,
 1988-1991, 1994-1996
 Perlozzo, Sam 1987-1989
 Peterson, Rick 2004-2008

Pettis, Gary 2003-2004
 Pignatano, Joe 1968-1981

Q

Quattlebaum, Hugh 2021

R

Regan, Phil 2019
 Riggelman, Jim 2019
 Robinson, Bill 1984-1989
 Robinson, Sheriff ... 1964-67, 1972
 Robson, Tom 1997-2000, 2002
 Roessler, Pat 2015-2018
 Rojas, Cookie 1997-2000
 Rojas, Luis 2019
 Ruffing, Red 1962
 Ruhle, Vern 2003

S

Schneider, Brian 2020-2021
 Scott, Dick 2016-2017
SHERLOCK, GLENN ... 2017-2019, 2021-
 Shines, Razor 2009-2010
 Silverio, Nelson 2004
 Sisler, Dick 1979-1980
 Slater, Tom 2018-2021
 Sommers, Dennis 1977-1978
 Spahn, Warren 1965
 Spencer, Tom 1991
 Staub, Rusty 1982*
 Stearns, John 2000-2001
 Stephenson, John ... 1992-1993
 Stottlemire, Mel 1984-1993
 Swisher, Steve 1994-1996

T

Tarasco, Tony 2021
 Teufel, Tim 2012-2016

V

Valentine, Bobby 1983-1985

W

Waits, Rick 2003
 Walker, Rube 1968-1981
 Wallace, Dave 1999-2000
 Walling, Denny 2003-2004
 Warthen, Dan 2008-2017
 Westrum, Wes 1964-1965
 White, Ernie 1963
 Wilson, Mookie ... 1997-2002, 2011
 Wine, Bobby 1993-1996

Y

Yost, Ed 1968-1975

* Player Coach



2023 METS



ABRAHAM ALMONTE

#82 OF

NON-ROSTER INVITEE

@abrahamalmonte
@AbrahamAlmonte

HT	5-10	WT	229	BT	S	TH	R
----	------	----	-----	----	---	----	---

OPENING DAY AGE: 33
 BIRTHDATE: JUNE 27, 1989
 BIRTHPLACE: SANTO DOMINGO, DR
 RESIDES: SANTO DOMINGO, DR
 MLB SERVICE TIME: 5 YEARS, 12 DAYS
 SIGNED BY: NEW YORK-AL
 HOW OBTAINED: SIGNED AS A MINOR LEAGUE FREE AGENT ON DECEMBER 16, 2022
 CONTRACT STATUS: SIGNED THROUGH 2023

MEET THE MET

- His favorite players growing up were Sammy Sosa and Manny Ramirez.
- Enjoys hunting and fishing.

2022 SEASON

- Began the year in the Brewers minor league system before being traded to Boston...Played 15 games for the Red Sox in September.

2021 SEASON

- Played 64 games for the World Champion Atlanta Braves.

2020 SEASON

- Was part of the Padres 60-man player pool during the shortened season...Appeared in seven major league games.

2019 SEASON

- Posted a .969 OPS in 17 appearances for the D-backs in September.

2018 SEASON

- Appeared in 50 games for Kansas City, slashing .179/.260/.284.

2017 SEASON

- Missed 58 games on the Disabled List in two separate stints, the only times in his career he has been placed on the DL.

2016 SEASON

- Played 67 games for Cleveland after serving an 80-game suspension.

2015 SEASON

- Went 4-5 with two doubles, a home run and three runs scored in his Cleveland debut on August 15 vs. Minnesota.
- Hit his first career grand slam on August 30 against the Angels.

2014 SEASON

- Made his first Opening Day roster, earning the start in center field.

2013 SEASON

- Made his major league debut for Seattle, starting in right field...Went 1-5 with two RBI.

MINOR LEAGUE REVIEW

- **2013:** Was Seattle's Minor League Heart and Soul Award Winner, given for exemplary play and leadership.
- **2012:** Named an Eastern League mid-season All-Star with Trenton (AA).
- **2010:** Limited to 15 games before he underwent surgery for a torn right labrum.
- **2008:** Was a South Atlantic League mid-season All-Star with Charleston (A).

CAREER BESTS

HITS, GAME
4 hits

2x, last, 8/8/15, Cleveland vs. Minnesota

HOME RUNS, GAME
1 home run

24x, last, 9/28/22, Boston vs. Baltimore

LEADOFF HR
1 leadoff home run

9/18/19, Arizona vs. Miami (S. Alcantara)

INSIDE-THE-PARK HR
None

WALK-OFF HOME RUNS
None

PINCH-HIT HOME RUNS
1 pinch-hit home run

6/5/21, Atlanta vs. Los Angeles-NL

RBI, GAME
4 RBI

4x, last, 7/7/21, Atlanta at Pittsburgh

STOLEN BASES, GAME
2 stolen bases

8/26/15, Cleveland vs. Milwaukee

HITTING STREAK
7 games

2x, last, 8/26/16-9/2/16

GRAND SLAMS
2 grand slams

2x, last, 4/22/18, Kansas City at Detroit

BACKGROUND INFORMATION

- Cites his mother, Felicita, as the biggest influence in his life...He and his wife, Virginia, have two children.

CAREER TRANSACTIONS

- Signed by the New York Yankees as a non-drafted free agent on July 2, 2005.
- Acquired by Seattle from New York-AL in exchange for RHP Shawn Kelley on February 13, 2013.
- Acquired by San Diego from Seattle, along with RHP Stephen Kohlscheen, in exchange for OF Chris Denorfia on July 31, 2014.
- Acquired by Cleveland from San Diego in exchange for LHP Marc Rzepczynski on July 31, 2015.
- Suspended by Major League Baseball for 80 games for violating MLB's Joint Drug Prevention and Treatment Program on February 26, 2016... Reinstated from the Restricted List on July 3, 2016.
- On the 10-Day Disabled List, May 16-July 4, 2017, with a right biceps strain.
- On the 10-Day Disabled List, August 18-31, 2017, with a strained left hamstring.
- Claimed off waivers by Kansas City from Cleveland on April 2, 2018.
- Signed by Arizona as a minor league free agent on November 6, 2018.
- Signed by San Diego as a minor league free agent December 10, 2019.
- Signed by Atlanta as a free agent on October 30, 2020.
- Signed by Milwaukee as a minor league free agent on October 15, 2021.
- Acquired by Boston from Milwaukee in exchange for cash on July 15, 2022.
- Signed by the Mets as a minor league free agent on December 16, 2022.

CAREER STATISTICS

YEAR	TEAM	AVG	G	AB	R	H	2B	3B	HR	RBI	SH	SF	HBP	BB	SO	SB	CS	SLG	OBP	E
2006	DSL Yankees (R)	.254	63	209	51	53	11	3	8	26	1	0	0	55	45	36	14	.450	.409	13
2007	GCL Yankees (R)	.288	49	160	29	46	4	3	3	16	1	1	21	34	8	9	.406	.372	3	
2008	Charleston (A)	.228	115	443	61	101	20	7	8	46	3	1	1	47	101	29	10	.359	.303	7
2009	Charleston (A)	.280	115	440	63	123	14	10	5	56	4	3	2	35	81	36	5	.391	.333	6
2010	Tampa (A)	.263	15	57	9	15	3	1	0	3	0	0	0	6	16	5	3	.351	.333	1
2011	Tampa (A)	.268	131	537	92	144	27	11	4	52	3	4	2	52	100	30	11	.382	.333	6
2012	Trenton (AA)	.276	78	319	47	88	17	4	4	25	2	1	0	37	59	30	5	.392	.350	3
	GCL Yankees (R)	.222	7	18	2	4	2	0	0	0	0	0	2	4	2	0	.333	.300	0	
2013	Jackson (AA)	.255	29	102	18	26	6	1	4	18	0	0	0	18	28	6	1	.451	.367	1
	Tacoma (AAA)	.314	94	338	63	106	17	5	11	50	6	1	2	49	66	20	7	.491	.403	4
	SEATTLE (AL)	.264	25	72	10	19	4	0	2	9	2	2	0	6	21	1	0	.403	.313	4
2014	SEATTLE (AL)	.198	27	106	10	21	5	1	1	8	0	0	1	6	40	3	1	.292	.248	5
	Tacoma (AAA)	.267	72	277	42	74	10	3	6	31	6	1	0	28	66	7	4	.390	.333	5
	SAN DIEGO (NL)	.265	32	98	9	26	5	0	2	7	2	1	0	6	20	1	2	.378	.305	2
2015	El Paso (AAA)	.275	61	244	43	67	18	2	4	35	5	0	0	33	46	11	4	.414	.361	5
	SAN DIEGO (NL)	.204	31	54	6	11	3	0	0	4	3	0	0	5	19	1	1	.259	.271	0
	Columbus (AAA)	.250	2	8	2	2	0	1	0	0	0	0	0	1	2	0	0	.500	.333	0
	CLEVELAND (AL)	.264	51	178	30	47	9	5	5	20	0	2	0	16	33	6	0	.455	.321	0
2016	Columbus (AAA)#	.444	7	27	6	12	2	1	1	4	0	0	1	5	4	2	0	.704	.545	1
	CLEVELAND (AL)	.264	67	182	24	48	20	1	1	22	0	3	1	8	42	8	0	.401	.294	2
2017	CLEVELAND (AL)	.233	69	172	26	40	8	3	3	14	1	1	1	20	46	2	1	.366	.314	1
	Columbus (AAA)#	.260	23	77	11	20	6	1	2	6	0	0	0	15	13	3	1	.442	.380	2
2018	KANSAS CITY (AL)	.179	50	134	15	24	1	2	3	9	1	1	0	15	36	2	2	.284	.260	0
2019	Reno (AAA)	.270	91	319	78	86	33	4	17	59	0	3	0	60	70	12	3	.558	.382	6
	AZL D-backs (R)#	.231	3	13	4	3	0	0	2	3	0	0	0	0	1	1	0	.692	.231	0
	ARIZONA (NL)	.290	17	31	11	9	3	1	1	4	0	0	0	7	8	0	0	.548	.421	1
2020	SAN DIEGO (NL)	.091	7	11	0	1	0	0	0	0	0	0	0	2	4	1	1	.091	.231	0
2021	Gwinnett (AAA)	.403	19	62	16	25	4	0	3	19	0	0	0	21	14	3	3	.613	.554	1
	ATLANTA (NL)	.216	64	148	20	32	12	0	5	19	0	1	0	26	38	1	1	.399	.331	2
2022	Nashville (AAA)	.293	48	184	36	54	11	0	11	42	0	2	2	25	48	1	0	.533	.380	1
	Worcester (AAA)	.291	32	110	30	32	4	1	7	24	0	0	1	36	29	5	2	.536	.469	1
	BOSTON (AL)	.257	15	35	7	9	2	0	1	2	0	0	1	1	12	1	0	.400	.297	0
Minor League Totals		.274	1054	3944	703	1081	209	58	100	515	32	17	12	546	827	247	82	.433	.363	40
Major League Totals		.235	455	1221	168	287	72	13	24	118	9	11	4	118	319	27	9	.374	.302	17

- rehabilitation assignment

CAREER FIELDING

POS	G	PO	A	E	PCT	TC	DP
OF	359	612	21	17	.974	650	5



PETE
ALONSO

#20 INF

@polarpete20

HT	6-2	WT	253	BT	R	TH	R
----	-----	----	-----	----	---	----	---

OPENING DAY AGE: 28
 BIRTHDATE: DECEMBER 7, 1994
 BIRTHPLACE: TAMPA, FL
 RESIDES: TAMPA, FL
 MLB SERVICE TIME: 4 YEARS, 0 DAYS
 SIGNED BY: JON UPDIKE
 HOW OBTAINED: METS SECOND ROUND PICK IN THE 2016 FIRST-YEAR PLAYER DRAFT
 CONTRACT STATUS: FREE AGENT AFTER 2024

🏆 ROOKIE OF THE YEAR: 2019 ⭐ ALL-STAR: 2019, 2022 🏆 FIRST TEAM ALL-MLB: 2019 🏆 HOME RUN DERBY CHAMPION: 2019, 2021

MEET THE MET

- Was given the nickname "Polar Bear" by Todd Frazier during Spring Training in 2019.
- Is a big Jerry Seinfeld fan and has met the comic several times... Seinfeld awarded Alonso the Jackie Robinson Rookie of the Year Award at the 2019 BBWAA annual awards dinner in New York.
- Started The Alonso Foundation with his wife Haley...Their Homers for Heroes initiative was started during the COVID-19 pandemic... Alonso says "Homers For Heroes basically brings people to light that are absolutely going above and beyond their call of duty... What I want to do is help people that are helping others that are kind of in the shadows"...As part of his foundation, sponsored the training of a service dog in 2023 named Bear to be partnered with a veteran in need of a service dog.
- Will participate in the 2023 World Baseball Classic for Team USA.
- On January 13, 2023, The Alonso Foundation hosted Pete Alonso's Battle for the Bay at Plant High School, his alma mater, in Tampa...The event featured the Tampa Bay area's best youth baseball and softball players competing in a home run derby as well as food trucks, fun games and a special home run exhibition by Alonso and other MLB veterans, including fellow Plant HS alum Kyle Tucker, Christian Arroyo, Gio Urshela and longtime Tampa Bay Ray Carlos Peña.
- During the 2020 season, his foundation honored a hero after each of the Mets' 60 games...Each hero received a care package, which included game-used memorabilia from Alonso.
- During the COVID-19 baseball shutdown, Alonso recorded personalized messages for several healthcare professionals in the New York/New Jersey area thanking them for their sacrifice and contributions...Also joined teacher Greg Berry from Jericho (NY) High School on a Zoom call to introduce his geometry lesson... Participated in a PSA urging fans to stay home and help flatten the curve.
- Participated in a Fanatics auction during the pandemic, offering a private fishing charter which raised \$70,000 towards Feeding America, Meals on Wheels, World Central Kitchen and No Kid Hungry.
- During Spring Training in 2021, created an NFT and auctioned it off to benefit More Than Baseball, a nonprofit dedicated to supporting minor leaguers who need financial support with housing, equipment and nutrition...The NFT was designed by former Mets minor leaguer Tommy Wilson.
- In 2021, Alonso hosted The Battle of the Boroughs presented by Citi at Maimonides Park, the home of the Brooklyn Cyclones...Fans watched top youth baseball players from around NYC compete in a home run derby...All proceeds benefited the Homers for Heroes foundation.
- Used a custom-designed bat during the 2019 All-Star week and Players' Weekend, named "Haley's Comet" in honor of his then-fiancée...Using that bat, won the Home Run Derby...Hit his 41st home run of the 2019 season with the bat, tying the Mets' single-season record.

CAREER BESTS

HITS, GAME

5 hits

8/15/19 at Atlanta

HOME RUNS, GAME

2 home runs

14x, last, 6/25/22 at Miami

MULTI-HR GAMES

14 multi-homer games

14 two-homer games

LEADOFF HR

None

INSIDE-THE-PARK HR

None

WALK-OFF HOME RUNS

3 walk-off home runs

last, 5/19/22 vs. St. Louis (G. Gallegos)

PINCH-HIT HOME RUNS

1 pinch hit home run

7/20/19 at San Francisco (D. Holland)

RBI, GAME

6 RBI

8/15/19 at Atlanta

STOLEN BASES, GAME

1 stolen base

10x, last, 9/19/22 at Milwaukee

HITTING STREAK

11 games

8/15-8/26/21

GRAND SLAMS

2 grand slams

last, 6/17/22 vs. Miami (T. Nance)

- Designed custom-made, 9/11-themed cleats for himself and his teammates for the Mets' home game on September 11, 2019 vs. Arizona...Donated the cleats to the National September 11 Memorial & Museum on October 1, 2019...Wore special cleats again in 2021.
- In 2019, he donated 10 percent of his \$1 million Home Run Derby winnings to charity, giving \$50,000 to Wounded Warrior Project and \$50,000 to the Stephen Siller Tunnel to Towers Foundation...In 2021, he donated a portion to his Homers for Heroes foundation.

CAREER HIGHLIGHTS

- Enters the 2023 season ranked seventh in Mets history with 146 career home runs...Only three players have hit more homers through their first four seasons: Ralph Kiner (168), Albert Pujols (160) and Eddie Mathews (153).
- Owns the Mets single-season home run and RBI records...He is one of two active players to hold a club's single-season home run and RBI records (also, Giancarlo Stanton - Marlins).
- Set a Mets club record with 131 RBI in 2022...That season, became the first Met ever to record two 40+ homer seasons, earned his second career All-Star nod and reached the semifinals of the Home Run Derby at Dodger Stadium.
- Became the second-fastest player to reach 100 career homers with his multi-homer game at Miami on September 7, 2021.
- Won the 2021 Home Run Derby...Defeated Baltimore's Trey Mancini in the finals to earn his second Derby title...Became the fourth player to win the Derby twice and the third to win back-to-back titles...The last player to win back-to-back Home Run Derby titles was Yoenis Céspedes in 2013 and 2014.
- Won the 2019 NL BBWAA Jackie Robinson Rookie of the Year Award, earning 29 of 30 first-place votes...Is the sixth Met to win the award.
- In 2019, was named to the Inaugural All-MLB Team (First Team) as the starting first baseman.
- Became the first Met and first rookie in MLB history to finish the season as the outright leader in home runs, hitting a rookie-record 53 blasts in 2019.
- According to *Elias*, he was the first rookie to set his club's record for homers since Johnny Rizzo (Pittsburgh) in 1938.
- Won the 2019 Home Run Derby...Was the second rookie Derby winner and the first Met to be an outright winner of the contest...Defeated Vlad Guerrero Jr. in the finals.
- Became the first Mets rookie position player All-Star and was the first rookie with at least two RBI in an All-Star Game...Went 1-2 with two RBI and a stolen base in the 2019 Midsummer Classic in Cleveland.
- Ended his sophomore campaign with 69 career home runs...Only five players have hit more home runs through the first two seasons of their career: Joe DiMaggio (75), Ralph Kiner (74), Eddie Mathews (72), Ryan Braun (71) and Albert Pujols (71)...All five of those players played between 36 and 100 more games than Alonso.

2022 SEASON

- Finished eighth in the NL MVP race, garnering a second-place vote.
- Was a Hank Aaron Award finalist for the second time...Named an NL All-Star for the second time...Drew a walk in his lone plate appearance in the Midsummer Classic...Reached the semifinals of the Home Run Derby.
- Missed just two games all season, sitting out in the regular season finale and June 8 following a June 7 HBP...Tied for fifth in the majors with 160 games played...Started 133 games at first base...Was used as a DH 27 times, driving in 25 runs in those games.
- Tied for first in the majors and led the NL in RBI...Tied for third in the majors and was second in the NL with 40 home runs...Tied for fifth in the majors and ranked fourth in the NL with 309 TB...Tied for 11th in the NL with 95 runs...Ranked 11th in MLB and sixth in the NL with a .518 SLG...Is 12th in the majors and seventh in the NL with an .870 OPS...Finished 11th in the NL with a .352 OBP...Ranked 11th in the NL with a career-high 162 hits.
- Led the majors with a major league-record 27 game-winning RBI (first tracked in 1974), nine more than any other player...Also led MLB with 35 go-ahead RBI.
- Posted a 1.099 OPS with runners in scoring position, hitting a Mets-record 17 homers in those situations.
- Hit all 40 of his home runs in the cleanup spot...The last player with more homers batting fourth in a season was Cody Bellinger (42 in 2019)...Drove in 127 of his 131 RBI as the Mets four-hole hitter, the most RBI as a No. 4 hitter in a season since 2009, when Prince Fielder (141) and Ryan Howard (138) had more.
- Had nine games with at least four RBI, the most in Mets history and most by any player since José Bautista had 10 such games in 2010...Tied for second in the majors with 33 multi-RBI games.
- Set a Mets record with 30 RBI in May...Willie Montañez (1978) had the old mark with 28 RBI in May...He is the seventh Met with 30+ RBI in a calendar month.
- Hit nine homers in both May, June and September...He is the only Met in club history to have nine or more home runs in back-to-back months...He also did this the first three months of his career, April-June 2019.

- His first home run of the season was his first career grand slam, April 9 at Washington.
- Had three multi-homer games: May 8 at Philadelphia, June 4 at Los Angeles-NL and June 25 at Miami...Hit a walk-off home run on May 19 vs. St. Louis.
- Reached 125 career home runs with his second career grand slam on June 17 vs. Miami in his 435th career game...Only Ryan Howard (405) got there faster.
- Lined a walk-off single on August 26 vs. Colorado.
- Had three multi-homer games, tied for the most in the NL: August 17 at Miami, September 6 vs. Philadelphia and September 27 at Washington.
- Belted his first career walk-off home run on September 3 vs. New York-AL...Was the Mets' second walk-off homer in the Subway Series and the third by either team in a regular-season Subway Series game.

2019 SEASON

- Became the sixth Met to be named the BBWAA NL Rookie of the Year...Named the Players' Choice NL Rookie of the Year...Also was *Baseball America's* MLB Rookie of the Year, the *Baseball Digest* NL Rookie of the Year and *Sporting News* NL Rookie of the Year...Was named a Topps Rookie All-Star.
- Finished seventh in the NL MVP voting.
- In his first major league season, set Mets single-season records for home runs (53), extra-base hits (85) and total bases (348) while also establishing club rookie records for hits (155), RBI (120), runs scored (103), at-bats (597), plate appearances (693), games played (161), slugging percentage (.583), OBP (.358) and OPS (.941)...Also tied the club rookie record with 72 walks...Was the eighth Met ever to record a 100-RBI, 100-run season.
- Led the majors with 53 homers and was fourth with 120 RBI...Finished tied for third with 85 extra-base hits, 10th with a .583 slugging percentage and 11th with a .941 OPS...Was third in the majors with 183 strikeouts...Tied for fifth in the majors with 21 hit by pitches.Led all qualified rookies in games played, hits, home runs, RBI, OPS, extra-base hits, runs scored, walks, total bases and slugging percentage...Ranked second in multi-hit games (42) and third in doubles (30).

POSTSEASON

- Went 3-10 in the NL Wild Card Series vs. San Diego...Hit his first Postseason home run in Game 2 on October 8.

2021 SEASON

- Ranked third in the NL with 37 homers, tied for seventh with 67 extra-base hits and 11th with 291 TB...He tied for 11th in the league with 94 RBI, was 13th with a .519 SLG and 15th with an .863 OPS.
- His 37 long balls tied for 11th-most in a single season in Mets history...He is the sixth player in club history with multiple seasons of 35+ home runs...Joined Mike Piazza, Darryl Strawberry, Howard Johnson and Dave Kingman (three each) and Carlos Delgado (two).
- Is the first Met with multiple seasons of 25+ homers on the road...Carlos Beltrán (2006) is the only other Met to reach that mark even once...The only other players to have multiple years with 25+ road home runs since 2000 are Barry Bonds, Nelson Cruz, Ryan Howard, David Ortiz, Albert Pujols, Álex Rodríguez and Sammy Sosa.
- Hit his 75th career home run in front of friends and family at Tampa Bay, his hometown, on May 15...Drove in a season-high four runs in his first game off the Injured List at Arizona on May 31.
- Hit in 11-straight games from August 15-26, the longest hitting streak of his career...Had a 17-game road hitting streak from August 16-September 22 (.358/.421/.866)...It was the longest such hitting streak by a Met since David Wright's 20-gamer from April 14-May 21, 2012.
- Led the NL with 16 home runs off LHP...Homered every 10.56 at-bats vs. LHP, first in the NL and fifth in MLB...Narrowly missed posting the highest HR rate vs. LHP in Mets history, falling just shy of Dave Kingman's 10.55 AB/HR rate vs. southpaws in 1976.

2020 SEASON

- Tied for seventh in the majors and tied for third in the NL with 16 home runs...Finished the year on a power streak, blasting 10 homers in his final 22 games...Tied for eighth in the NL with six hit-by-pitches...Tied for second in MLB with 10 homers in September.
- Reached base safely in 34-straight games from August 2-September 9, the longest streak ever by a Mets rookie and the longest single-season streak in team history.
- Homered in four-straight games from August 5-9...The only other Mets rookie with a four-game homer streak is Larry Elliot (July 21-24, 1964).

- Hit a home run in 16 different ballparks, a rookie record and the most by a Met since Mike Piazza (18 in 2000).
- Had four multi-homer games, tied for the most by a Mets rookie (also, Darryl Strawberry in 1983).
- In the first half, set NL rookie records with 30 home runs and 68 RBI...Only Mark McGwire (33) in 1987 had more pre-break homers as a rookie...Set a major league rookie record with 53 extra-base hits before the All-Star break.
- Clobbered his first big-league homer in the ninth inning on April 1 at Miami, a 444-foot, three-run blast off Drew Steckenrider in a 7-3 win.
- Blasted a 458-foot homer off the face of the third deck at Citi Field on June 15...Was the longest homer by a Met at Citi Field in the Statcast era (2015-present).
- Was named NL Player of the Week for June 17-23...Went 10-24 (.427) with four homers and a 1.590 OPS during the week...His home run on June 23 was his 27th of the season, setting a Mets rookie record.
- Drilled a Statcast-estimated 474-foot, two-run homer into the third deck at Target Field on July 17.
- Belted a go-ahead homer in the 16th inning on July 18 at San Francisco...Was the second Mets rookie to homer in the 16th inning or later (also, Tim Harkness' walk-off blast, September 1, 1963).
- Hit his first career pinch-hit homer, a three-run shot, on July 20 at San Francisco.
- Set career-high marks with five hits and six RBI on August 15 at Atlanta and reached base in all six of his plate appearances, going 5-5 with a homer and a walk...Hit his 39th homer in that game to tie the NL rookie home run record.
- His 40th homer on August 18 at Kansas City established a new NL rookie record, passing Cody Bellinger (39, 2017).
- Set the Mets' single-season home run mark with his 42nd homer on August 27 vs. Chicago-NL...Passed Todd Hundley and Carlos Beltrán (41).
- Set the all-time rookie home run record with his 53rd blast on September 28 vs. Atlanta off Mike Foltynewicz...Passed Aaron Judge (52, 2017).
- **2017:** Named a *MiLB.com* organizational All-Star and a *Baseball America* High Class-A All-Star... Selected to the FSL Postseason All-Star team... Was tied for second in the FSL in homers (16)...Was the FSL Player of the Week, twice (June 19-25 and July 17-23)...Earned Florida State League Player of the Month honors in July...Placed on the Disabled List on April 12 with a broken left hand after being hit by a pitch.
- **2016:** Made his pro debut for Brooklyn (A)...Was a mid-season New York-Penn League All-Star...Was a *Baseball America* short-season All-Star.

BACKGROUND

- Peter Morgan Alonso graduated from Plant High School (FL), the same school as Hall of Famer Wade Boggs...Recipient of the 2013 Wade Boggs Athletic Achievement Award, based upon outstanding athletic skills, academic achievement and good sportsmanship...Turned in a high school batting average of .460 (116-252) with 99 RBI.
- Named the Joe DiMaggio Toast of the Town and Ben Epstein-Dan Castellano Good Guy Award winner for 2019 by the New York chapter of the BBWAA.
- Attended University of Florida, where he played with Yankees outfielder Harrison Bader...Was named to the 2015 SEC All-Tournament Team as a sophomore and was a 2016 Dick Howser Trophy Semi-Finalist as a junior.
- Was a NCBWA first-team All America, Perfect Game/Rawlings first-team All America, ABCA/Rawlings second-team All America, a Baseball America third-team All America and an All-SEC second-team selection during his junior season.
- Was invited to the USA Baseball 18-U National Team trials.
- As a junior, led the SEC with a .659 slugging percentage and ranked fourth with a .374 average (79-211)...Tallied 60 RBI and 51 runs scored.
- Hit .500 (16-32) in the 2016 NCAA Tournament with five homers and 13 RBI...Was named the Most Outstanding Player of the Gainesville Regional.

CAREER TRANSACTIONS

- Selected by the New York Mets in the second round (64th overall) of the 2016 First-Year Player Draft.
- On the 10-Day Injured List, May 21-31, 2021, with a sprained right hand.

MINOR LEAGUE REVIEW

- **2018:** Was named the Mets' Sterling Organizational Player of the Year...Was a member of the 2018 All-Minor League Baseball Team...Hit 36 homers to win the Bauman Award, given to the top home run hitter in the minors...Paced all minor leaguers with 119 RBI...Hit a 415-foot home run for the U.S. Team in the *SiriusXM* All-Star Futures Game...Named a *Baseball America* Double-A All-Star...Was named a Rising Star in the Arizona Fall League...Named Eastern League Player of the Month (April) and Player of the Week (April 29).

CAREER STATISTICS

YEAR	TEAM	AVG	G	AB	R	H	2B	3B	HR	RBI	SH	SF	HB	BB	SO	SB	CS	SLG	OBP	E
2016	Brooklyn (A)	.321	30	109	20	35	12	1	5	21	0	2	1	11	22	0	1	.587	.382	0
2017	St. Lucie (A)	.286	82	308	45	88	23	0	16	58	0	1	12	25	64	3	4	.516	.361	18
	Binghamton (AA)	.311	11	45	7	14	4	1	2	5	0	0	0	0	7	0	0	.578	.340	1
2018	Binghamton (AA)	.314	65	220	42	69	12	0	15	52	0	2	8	43	50	0	2	.573	.440	6
	Las Vegas (AAA)	.260	67	258	50	67	19	1	21	67	0	3	7	33	78	0	1	.585	.355	3
2019	METS	.260	161	597	103	155	30	2	53	120	0	3	21	72	183	1	0	.583	.358	12
2020	METS	.231	57	208	31	48	6	0	16	35	0	1	6	24	61	1	0	.490	.326	5
2021	METS	.262	152	561	81	147	27	3	37	94	0	4	12	60	127	3	0	.519	.344	8
2022	METS	.271	160	597	95	162	27	0	40	131	0	9	12	67	128	5	1	.518	.352	8
Minor League Totals		.290	255	940	164	273	70	3	59	203	0	8	28	114	221	3	8	.560	.381	28
Major League Totals		.261	530	1963	310	512	90	5	146	380	0	17	51	223	499	10	1	.535	.349	33

CAREER PLAYOFF STATISTICS

YEAR	RND	TEAM/OPP	AVG	G	AB	R	H	2B	3B	HR	RBI	SH	SF	HBP	BB	SO	SB	CS	SLG	OBP	E
2022	NLWC	NYM vs. SD	.300	3	10	2	3	0	0	1	1	0	0	0	2	4	0	0	.600	.417	0

ALL-STAR GAMES

YEAR	LEAGUE/SITE	AVG	G	AB	R	H	2B	3B	HR	RBI	SH	SF	HB	BB	SO	SB	CS	SLG	OBP	E
2019	NL/CLEVELAND	.500	1	2	0	1	0	0	0	2	0	0	0	0	1	1	0	.500	.500	0
2022	NL/LA-NL	---	1	0	0	0	0	0	0	0	0	0	0	1	0	0	0	---	1.000	0
All-Star Totals		.500	2	2	0	1	0	0	0	2	0	0	0	1	1	1	0	.500	.667	0

CAREER FIELDING

POS	G	PO	A	E	PCT	TC	DP
1B	477	3233	316	33	.991	3582	329

METS ROOKIE OF THE YEAR WINNERS

Six Mets players have been chosen by the BBWAA as the NL Rookie of the Year. Four Mets pitchers have captured the award, while two position players in team history have been voted as the league's top rookie. Here are the Mets' Jackie Robinson NL Rookie of the Year Award winners:

Player	Position	Year	Notes
Tom Seaver	RHP	1967	Mets rookie-record 18 complete games
Jon Matlack	LHP	1972	2.32 ERA led the team, ranked fourth in the NL overall
Darryl Strawberry	OF	1983	His 26 homers stood as club rookie record for 36 years
Dwight Gooden	RHP	1984	Modern major league-record 276 strikeouts as a rookie
Jacob deGrom	RHP	2014	Went 8-1 with a 1.90 ERA over final 12 starts
Pete Alonso	1B	2019	Set all-time MLB rookie record with 53 home runs



FRANCISCO ALVAREZ

#50 C

@franciscoalvarez.13

HT	5-11	WT	225	BT	R	TH	R
----	------	----	-----	----	---	----	---

OPENING DAY AGE: 21
 BIRTHDATE: NOVEMBER 19, 2001
 BIRTHPLACE: GUATIRE, VENEZUELA
 RESIDES: GUATIRE, VENEZUELA
 MLB SERVICE TIME: 0 YEARS, 6 DAYS
 SIGNED BY: ISMAEL PEREZ
 HOW OBTAINED: SIGNED AS A NON-DRAFTED FREE AGENT ON JULY 2, 2018
 CONTRACT STATUS: SIGNED THROUGH 2023

MEET THE MET

- Named the No. 1 Prospect in baseball during the 2022 season, according to *MLB Pipeline*...Enters 2023 as *Baseball America's* No. 9 overall prospect and *MLB Pipeline's* No. 3 overall prospect.
- Practiced his English during the 2022-2023 offseason by listening to songs with English lyrics and watching Spanish Netflix shows dubbed in English.
- His favorite player growing up was Miguel Cabrera.
- His favorite sport is basketball...Is a big fan of LeBron James.

2022 SEASON

- Made his major league debut on September 30 at Atlanta serving as the team's designated hitter.
- Homed for his first major league hit in his first at-bat at Citi Field on October 4 in game two of the team's doubleheader vs. Washington...He became the 16th Met whose first career hit was a homer.
- Was 20 years, 319 days old when he slugged his first homer...Iván Rodríguez (20 years, 222 days old) is the only younger catcher to hit a major league home run.
- Underwent surgery on October 18 to address cartilage damage resulting from a loose body in his right ankle.

POSTSEASON

- Went 0-1 in the NL Wild Card Series vs. San Diego.

MINOR LEAGUE REVIEW

- 2022:** Named an *MLB.com* Organizational All-Star and an Eastern League Postseason All-Star... Split his season between Binghamton (AA) and Syracuse (AAA)...Selected to his second consecutive *SiriusXM* All-Star Futures Game.
- 2021:** Was named the Mets Minor League Position Player of the Year...Socked a pinch-hit home run in the *SiriusXM* All-Star Futures Game at Coors Field...Split the season between St. Lucie (A) and Brooklyn (A+)...Was the youngest regular anywhere in High-A (age 19)...Set a franchise record with 22 home runs in 84 games with Brooklyn.
- 2020:** Spent part of the season at the Mets Alternate Training Site in Brooklyn, NY.
- 2019:** Split his first pro season between Kingsport (R) and Gulf Coast (R).

BACKGROUND

- Full name is Francisco Javier Álvarez.

CAREER TRANSACTIONS

- Signed as a non-drafted free agent on July 2, 2018.

CAREER STATISTICS

YEAR	TEAM	AVG	G	AB	R	H	2B	3B	HR	RBI	SH	SF	HBP	BB	SO	SB	CS	SLG	OBP	E
2019	Kingsport (R)	.282	35	131	24	37	6	0	5	16	0	0	3	17	33	1	1	.443	.377	4
	GCL Mets (R)	.462	7	26	8	12	4	0	2	10	0	0	1	4	4	0	1	.846	.548	0
2021	St. Lucie (A)	.417	15	48	12	20	5	0	2	12	0	1	3	15	7	2	2	.646	.567	4
	Brooklyn (A+)	.247	84	279	55	69	13	1	22	58	0	6	8	40	82	6	3	.538	.351	8
2022	Binghamton (AA)	.277	67	253	43	70	16	0	18	47	0	4	3	36	71	0	0	.553	.368	6
	Syracuse (AAA)	.234	45	158	31	37	6	0	9	31	0	2	5	34	52	0	0	.443	.382	3
METS		.167	5	12	3	2	1	0	1	1	0	0	0	2	4	0	0	.500	.286	0
Minor League Totals		.285	141	484	99	138	28	1	31	96	0	7	15	76	126	9	7	.539	.393	16

CAREER FIELDING

YEAR	TEAM	AVG	G	AB	R	H	2B	3B	HR	RBI	SH	SF	HBP	BB	SO	SB	CS	SLG	OBP	E
2022	METS	.000	1	1	0	0	0	0	0	0	0	0	0	0	1	0	0	.000	.000	0

CAREER FIELDING

POS	G	PO	A	E	PCT	TC	DP
C	2	12	0	0	1.000	12	0

ALVAREZ, FRANCISCO



JONATHAN ARAÚZ

#87 INF

NON-ROSTER WRITE

HT	6-0	WT	188	BT	S	TH	R
----	-----	----	-----	----	---	----	---

OPENING DAY AGE: 24
BIRTHDATE: AUGUST 3, 1998
BIRTHPLACE: ALANJE, CHIRIQUI, PANAMA
RESIDES: ARRAIJAN, PANAMA
MLB SERVICE TIME: 2 YEARS, 1 DAY
SIGNED BY: NORMAN ANCIANI (PHILADELPHIA)
HOW OBTAINED: SELECTED IN THE MINOR LEAGUE PHASE OF THE 2022 RULE 5 DRAFT ON DECEMBER 7, 2022
CONTRACT STATUS: SIGNED THROUGH 2023

MEET THE MET

- Last name is pronounced ah-rah-OOZ.
- Made his major league debut with Boston in 2020 at 21 years old and spent the entire season on the active roster...Prior to that season, had never played at the Triple-A level and had appeared in only 28 Double-A games.
- Representing his native Panama in the 2023 World Baseball Classic.
- Was named a Caribbean Series All-Star in 2020 after playing in six games for Panama, all starts at shortstop...Went 7-for-26 (.269) with four RBI, four runs scored, and a double.
- Signed as an international free agent with the Phillies four days after turning 16...He made his pro debut the next season in 2015 and at age 16, was the youngest player in the Gulf Coast League that year.

2022 SEASON

- Split his season between Boston and Baltimore... Missed a month after suffering a fractured right finger.

2021 SEASON

- Appeared in 28 games over four stints with the Red Sox...Made nine starts at second base, nine at shortstop and one at third base.
- Made his first career pitching appearance on August 6 at Toronto (1.0 IP, 2 H, R)...The next day, provided the winning hit in a 2-1, eight-inning victory (RBI single) in game two of a doubleheader against the Jays.

2020 SEASON

- Made his major league debut as a defensive substitution on Opening Day of the COVID-shortened season, July 24 vs. Baltimore.
- His first three major league hits all came in the same game, August 10 vs. Tampa Bay...Also collected his first two career RBI in that game.
- Hit his first career home run on September 27 at Atlanta in his final plate appearance of the season.

MINOR LEAGUE REVIEW

- **2021:** Drove in the first run in Worcester Red Sox history with an RBI single on May 4 at Buffalo.
- **2018:** Was named Midwest League Player of the Week for the week ending May 6.
- **2016:** Was named Appalachian League Player of the Week for the week ending August 7.
- **2015:** In his first pro season, was the youngest player in the Gulf Coast League.

BACKGROUND

- Jonathan Aldair Araúz signed with the Phillies as a 16-year-old out of Panama.
- Was one of five Panamanian-born position players in the majors in 2022.
- As part of the Red Sox Rookie Development Program, visited patients at Boston Children's Hospital on January 15, 2020.

CAREER TRANSACTIONS

- Signed by the Philadelphia Phillies as a non-drafted free agent on August 7, 2014.
- Acquired by the Houston Astros with RHP Ken Giles from Philadelphia in exchange for RHP Mark Appel, RHP Harold Arauz, RHP Thomas Eshelman, LHP Brett Oberholtzer, and RHP Vince Velasquez on December 12, 2015.
- Selected by the Boston Red Sox in the major league phase of the Rule 5 Draft on December 12, 2019.
- On the Injured List, September 10-22, 2021.
- On the Injured List, April 19-May 11, 2022.
- Claimed off waivers by the Baltimore Orioles on June 15, 2022.
- On the 10-Day Injured List, July 26-August 23, 2022, with a fractured right finger.
- Selected by the Mets in the minor league phase of the Rule 5 Draft on December 7, 2022.

CAREER STATISTICS

YEAR	CLUB	AVG	G	AB	R	H	2B	3B	HR	RBI	SH	SF	HB	BB	SO	SB	CS	SLG	OBP	E
2015	GCL Phillies (R)	.254	44	173	21	44	10	2	2	18	0	1	1	13	29	2	0	.370	.309	3
2016	Greeneville (R)	.249	53	201	26	50	10	1	2	18	3	2	4	19	45	1	3	.338	.323	5
2017	Tri-City (A)	.264	33	121	16	32	7	1	1	11	0	0	2	12	29	1	0	.364	.341	8
	Quad Cities (A)	.220	36	127	23	28	3	2	0	4	1	0	1	20	18	0	1	.276	.331	5
2018	Quad Cities (A)	.299	54	204	31	61	11	6	4	29	0	1	2	30	38	7	6	.471	.392	6
	Buies Creek (A)	.167	71	233	25	39	10	3	4	18	2	1	1	16	36	1	2	.288	.223	3
2019	Fayetteville (A)	.252	87	317	41	80	19	0	8	42	0	3	4	30	69	5	4	.388	.322	10
	Corpus Christi (AA)	.241	28	108	12	26	3	2	3	13	0	0	1	10	19	1	1	.389	.311	2
2020	BOSTON (AL)	.250	25	72	8	18	2	0	1	9	0	0	0	8	21	0	0	.319	.325	2
2021	Worcester (AAA)	.245	68	233	32	57	8	1	6	30	0	4	0	30	45	2	0	.365	.326	5
	BOSTON (AL)	.185	28	65	9	12	3	0	3	8	2	0	0	8	15	0	0	.369	.274	3
2022	BOSTON (AL)	.000	6	10	1	0	0	0	0	1	1	1	0	3	0	0	0	.000	.000	0
	Worcester (AAA)	.185	24	92	11	17	5	0	0	3	0	0	0	7	13	1	0	.239	.242	1
	Norfolk (AAA)	.250	11	40	4	10	3	0	0	6	0	0	1	4	9	1	0	.325	.333	1
	BALTIMORE (AL)	.179	9	28	2	5	0	0	1	4	0	0	0	1	9	0	0	.286	.207	2
	Aberdeen (A)#	.100	3	10	1	1	0	0	0	1	0	1	0	1	2	0	0	.100	.167	0
Minor League Totals		.239	512	1859	243	445	89	18	30	193	6	13	17	192	352	22	17	.355	.314	21
Major League Totals		.200	68	175	20	35	5	0	5	22	3	1	0	17	48	0	0	.314	.269	7

- rehabilitation assignment

CAREER PITCHING

YEAR	TEAM	W-L	ERA	G	GS	CG	SHO	SV	IP	H	R	ER	HR	HB	BB	SO	WP	BK
2021	BOSTON (AL)	0-0	9.00	1	0	0	0	0	1.0	2	1	1	0	0	0	0	0	0

CAREER FIELDING

POS	G	PO	A	E	PCT	TC	DP
P	1	0	0	0	-	0	0
2B	32	42	52	4	.959	98	15
3B	14	11	17	2	.933	30	2
SS	21	15	34	1	.980	50	9

BACK-TO-BACK-TO-BACK HOMERS

Dates/Opponent	Players
April 28, 1962 vs. Philadelphia	Frank Thomas, Charlie Neal, and Gil Hodges
May 18, 1970 at Montreal	Dave Marshall, Joe Foy, and Jerry Grote
July 20, 1974 at San Diego	George Theodore, Rusty Staub, and Cleon Jones
July 27, 1986 at Atlanta	Gary Carter, Darryl Strawberry, Kevin Mitchell
May 1, 1988 at Cincinnati	Tim Teufel, Keith Hernandez, and Darryl Strawberry
April 17, 1989 vs. Philadelphia	Darryl Strawberry, Kevin McReynolds, and Keith Hernandez
June 7, 2007 vs. Philadelphia	Carlos Delgado, David Wright, and Paul Lo Duca
August 7, 2021 at Philadelphia	Michael Conforto, Jonathan Villar, and James McCann
October 4, 2022 vs. Washington	Brandon Nimmo, Francisco Lindor, and Jeff McNeil



BRETT
BATY
#22 INF
@brettbaty
@baty_brett

HT	6-3	WT	211	BT	L	TH	R
----	-----	----	-----	----	---	----	---

OPENING DAY AGE: 23
 BIRTHDATE: NOVEMBER 13, 1999
 BIRTHPLACE: ROUND ROCK, TX
 RESIDES: SPICEWOOD, TX
 MLB SERVICE TIME: 0 YEARS, 50 DAYS
 SIGNED BY: HARRY SHELTON
 HOW OBTAINED: METS FIRST-ROUND PICK (12TH OVERALL) IN THE 2019 FIRST-YEAR PLAYER DRAFT
 CONTRACT STATUS: SIGNED THROUGH 2023

METS MINOR LEAGUE PLAYER OF THE YEAR: 2022

MEET THE MET

- Last name is pronounced BAIT-ee.
- Worked with five-time All-Star Troy Tulowitzki during the off-season.
- Enters the 2023 season as the No. 33 prospect in the majors overall according to *Baseball America*... According to *MLB Pipeline*, he is the Mets' second-best prospect and the No. 21 prospect in the majors.
- Favorite baseball movie is *Field of Dreams*...His secret talent is juggling...Loves to play basketball.
- Grew up watching the Texas Rangers...His favorite player to watch was Adrián Beltré...Is also a fan of the Dallas Mavericks and Luka Dončić.

2022 SEASON

- Selected to the major league roster on August 17... Appeared in 11 games before suffering a season-ending thumb injury.
- Homered in his first major league at-bat on August 17 at Atlanta...He is the fifth Met ever to accomplish the feat.
- Belted his first Citi Field home run on August 26 vs. Colorado...Collected a single in his Citi Field debut on August 25 vs. Colorado.
- Underwent surgery (performed by Dr. Michelle Carlson) to repair a torn UCL in his right thumb on September 1.

MINOR LEAGUE REVIEW

- **2022:** Batted .315/.410/.533 with 22 doubles, 19 homers, 60 RBI and 76 runs scored in 95 games with Binghamton (AA) and Syracuse (AAA)...Was promoted to Triple-A on August 8 and went 8-22 (.364) with one RBI, three runs scored, three walks and a .462 OBP in six games...Named Eastern League Player of the Month for July, hitting .365/.435/.688 and leading the league in home runs (eight), RBI (27), total bases (66), slugging percentage (.688) and OPS (1.123).

- **2021:** Split his second professional season between Brooklyn (A+) and Binghamton (AA)... Was selected to the *SiriusXM* All-Star Futures Game in Denver, Colorado where he went 0-1... Slashed .309/.397/.514 with 14 doubles, seven homers and 34 RBI in 51 games for Brooklyn... Slashed .272/.364/.424 with eight doubles, five homers and 22 RBI in 40 games for Binghamton after he was promoted on July 13...Played for Salt River in the Arizona Fall League... Named Arizona Fall League Player of the Week for the first week of the AFL Season...Named to the AFL Fall Stars Game...Slashed .292/.373/.404 with five doubles, one triple, one homer and 15 RBI in 25 games in the AFL.
- **2020:** Spent time at the New York Mets Alternate Training Site in Brooklyn, NY...Said it was "an awesome advantage" to be able to have a place to play and train after the minor league season was canceled.
- **2019:** Split his first professional season between GCL Mets (R), Kingsport (R) and Brooklyn (A)... Was a member of the Cyclones' playoff push and helped the team win the New York-Penn League Championship.

BACKGROUND

- Brett Austin Baty graduated from Lake Travis High School in Austin, TX...Hit .615 (59-96) with a nation-leading 19 HR and 50 RBI his senior year...Drew 44 walks to just nine strikeouts in 148 PA (30% BB rate).
- Split time as the team's closer and top starting pitcher, sporting a fastball that tops out at 92 mph...Went 5-1 with three saves, a 0.84 ERA and a .133 BAA...Struck out 79 batters in 41.2 innings.
- Led the Lake Travis Cavaliers to the 6A state tournament for the second time in school history... Was the winning pitcher in the regional finals, throwing 6.0 scoreless innings to qualify for states...Won the Texas Gatorade Player of the Year Award in 2018.

- Became the first high-school third baseman drafted in the first round by the Mets since David Wright in 2001.
- Was a two-year letterwinner on the basketball team, averaging 12.3 points per game, 5.9 rebounds and 1.5 steals as a senior.
- Originally committed to the University of Texas.

CAREER TRANSACTIONS

- Selected by the New York Mets in the first round (12th overall) of the 2019 First-Year Player Draft.
- On the 10-Day Injured List, August 31, retroactive to August 29, 2022, with a torn UCL in his right thumb...Missed the rest of the season.

CAREER STATISTICS

YEAR	CLUB	AVG	G	AB	R	H	2B	3B	HR	RBI	SH	SF	HB	BB	SO	SB	CS	SLG	OBP	E
2019	GCL Mets (R)	.350	5	20	5	7	3	0	1	8	0	0	0	5	6	0	0	.650	.480	2
	Kingsport (R)	.222	42	158	30	35	12	2	6	22	0	0	4	24	56	0	0	.437	.339	6
	Brooklyn (A)	.200	4	10	2	2	1	0	0	3	0	0	1	6	3	0	0	.300	.529	0
2021	Brooklyn (A+)	.309	51	181	27	56	14	1	7	34	0	1	3	24	53	4	3	.514	.397	8
	Binghamton (AA)	.272	40	151	16	41	8	0	5	22	0	2	1	22	45	2	0	.424	.364	8
2022	Binghamton (AA)	.312	89	340	73	106	22	0	19	59	0	0	8	46	98	2	3	.544	.406	14
	Syracuse (AAA)	.364	6	22	3	8	0	0	0	1	0	0	1	3	6	0	1	.364	.462	1
	METS	.184	11	38	4	7	0	0	2	5	0	0	1	2	8	0	0	.342	.244	2
Minor League Totals		.289	237	882	156	255	60	3	38	149	0	3	18	130	267	8	7	.493	.390	78

CAREER FIELDING

POS	G	PO	A	E	PCT	TC	DP
P	11	7	21	2	.933	30	1

HOME RUN IN FIRST AT-BAT

In 2019, three Mets homered in their first at-bat with the club, including two in a three-day span...The following is a complete list of players who have hit home runs in their first at-bat with the Mets.

Player	Date
Benny Ayala	August 27, 1974*
Mike Fitzgerald	September 13, 1983*
Rick Cerone	April 9, 1991
José Vizcaíno	April 4, 1994 (walked in his first plate appearance)
Todd Pratt	July 4, 1997
Mike Bordick	July 29, 2000#
Bubba Trammell	July 30, 2000
Kazuo Matsui	April 6, 2004##
Mike Jacobs	August 21, 2005*
Robinson Canó	March 28, 2019
Rajai Davis	May 22, 2019
Aaron Altherr	May 24, 2019
Brett Baty	August 17, 2022*

#First Pitch *First major league at-bat





JEFF BRIGHAM

#43 RHP

HT	6-0	WT	195	BT	R	TH	R
----	-----	----	-----	----	---	----	---

OPENING DAY AGE: 31

BIRTHDATE: FEBRUARY 16, 1992

BIRTHPLACE: FEDERAL WAY, WA

RESIDES: FEDERAL WAY, WA

MLB SERVICE TIME: 3 YEARS, 10 DAYS

SIGNED BY: HENRY JONES (LOS ANGELES-NL)

HOW OBTAINED: ACQUIRED FROM MIAMI IN EXCHANGE FOR RHP FRANKLIN SANCHEZ AND A PTBNL ON NOVEMBER 18, 2022

CONTRACT STATUS: ARBITRATION ELIGIBLE AFTER 2023. FREE AGENT AFTER 2025

MEET THE MET

- Has an accounting degree...If he were not playing baseball, he would be an accountant.
- Has a Mini Bernadoodle named Cola.
- His favorite player growing up was Félix Hernández because of his demeanor on the mound and because he played for his hometown team, the Seattle Mariners.
- Enjoys playing video games like The Legend of Zelda: Breath of the Wild.
- Attended the University of Washington along with his older brother, Tyler...His parents both attended the University of Washington as well...The Brigham family would sailgate prior to UW football games.
- Listened to "And We Danced" by Macklemore before every start in college.
- When he was a kid, his t-ball coach would race the team around a fire hydrant in deep-center field...The winner got a milkshake.

2022 SEASON

- Posted a 3.38 ERA (9 ER/24.0 IP) across three stints with the Marlins in his first major league action in two years.
- Earned his second career save in his first appearance of the year on July 24 at Pittsburgh in a 6-5, 10-inning win.

2021 SEASON

- Missed the season recovering from a biceps nerve injury.

2020 SEASON

- Played just 1.0 inning in the majors, on July 26 at Philadelphia...Was part of the Marlins 60-man player pool.

2019 SEASON

- Earned his first major league victory on August 1 vs. Minnesota with 2.0 perfect innings and two strikeouts... Picked up his first career save on September 22 vs. Washington.

2018 SEASON

- Had his contract selected by Miami on September 1 and made his major league debut the following day, September 2 vs. Toronto Blue Jays...Made four appearances with Miami, all starts, in September.

MINOR LEAGUE REVIEW

- **2018:** Named Southern League Pitcher of the Week for the week of April 15 while with Jacksonville (AA).
- **2017:** Named Florida State League Pitcher of the Week during the week of June 18.
- **2014:** Made his pro debut with Ogden (R).

CAREER BESTS

WIN STREAK

1 game

3x, last, 9/26/19

LOSS STREAK

4 games

9/2/18-9/25/18

STRIKEOUTS, GAME

6 strikeouts

9/20/18, Miami vs. Cincinnati

LONGEST OUTING, STARTER

5.0 innings

9/20/18, Miami vs. Cincinnati

LONGEST OUTING, RELIEVER

3.0 innings

4x, last, 9/17/22, Miami at Washington

MOST WALKS, GAME

4 walks

3x, last 9/25/18, Miami at Washington

SCORELESS STREAK

6.0 innings

2x, last, 9/21/22-present

BACKGROUND

- Jeffrey John Brigham graduated from Thomas Jefferson (WA) High School before attending the University of Washington in Seattle.
- In addition to baseball in high school, also played basketball (honorable mention all-league and team MVP in 2010), ran cross-country, and was on golf team (second team All-SPSL North in 2010).

CAREER TRANSACTIONS

- Selected by Los Angeles-NL in the fourth round of the 2014 First-Year Player Draft.

- Acquired by Miami from Los Angeles-NL on July 30, 2015 in a three-team, 13-player trade with Atlanta.
- On the Injured List, August 4, 2020...Missed the rest of the season.
- On the 60-Day Injured List, February 17, 2021, with right biceps inflammation...Missed the entire 2021 season.
- Acquired by the Mets along with RHP Elieser Hernandez from Miami in exchange for minor league RHP Franklin Sanchez and a PTBNL on November 18, 2022.

CAREER STATISTICS

YEAR	TEAM	W-L	ERA	G	GS	CG	SHO	SV	IP	H	R	ER	HR	HB	BB	SO	WP	BK
2014	Ogden (R)	0-3	3.58	11	10	0	0	0	32.2	32	14	13	2	1	16	33	3	0
2015	Great Lakes (A)	2-0	1.29	2	0	0	0	0	7.0	3	1	1	0	0	2	11	0	0
	Rancho Cucamonga (A)	4-5	5.96	17	14	0	0	0	68.0	78	51	45	8	6	36	64	6	0
	Jupiter (A)	2-2	1.87	6	5	0	0	0	33.2	34	10	7	0	1	9	22	1	0
2016	Jupiter (A)	7-8	4.04	27	23	0	0	1	122.2	115	64	55	6	9	47	112	3	0
2017	Jupiter (A)	4-2	2.90	11	11	0	0	0	59.0	49	23	19	2	5	20	53	1	0
2018	Jacksonville (AA)	4-1	1.18	7	7	0	0	0	38.0	27	5	5	1	2	9	41	1	0
	GCL Marlins (R)#	1-0	0.00	1	1	0	0	0	5.0	2	0	0	0	0	0	5	0	0
	New Orleans (AAA)	5-2	3.44	9	9	0	0	0	52.1	53	20	20	7	1	13	48	1	0
	MIAMI (NL)	0-4	6.06	4	4	0	0	0	16.1	16	11	11	2	2	13	12	0	0
2019	New Orleans (AAA)	0-1	1.50	17	0	0	0	2	24.0	9	5	4	0	2	9	41	1	0
	MIAMI (NL)	3-2	4.46	32	0	0	0	1	38.1	36	20	19	8	1	14	39	6	0
2020	MIAMI (NL)	0-0	9.00	1	0	0	0	0	1.0	2	1	1	0	0	0	0	0	0
2021									Did Not Pitch - Injured									
2022	Jacksonville (AAA)	3-3	3.98	30	1	0	0	1	43.0	35	21	19	8	2	21	69	1	0
	MIAMI (NL)	0-1	3.38	16	0	0	0	1	24.0	22	10	9	3	0	10	28	1	0
Minor League Totals		32-27	3.49	138	81	0	0	4	485.1	437	214	188	34	29	181	488	18	0
Major League Totals		3-7	4.52	53	4	0	0	2	79.2	76	42	40	13	3	37	79	7	0

#- rehab assignment

CAREER FIELDING

Pos	G	PO	A	E	PCT	TC	DP
P	53	3	7	0	1.000	63	1

SHUTOUTS IN BACK-TO-BACK STARTS

The 15 times in Mets history a pitcher has thrown a shutout in consecutive starts:

Pitcher	Year	Dates
1. Jerry Koosman	1968	April 11 at Los Angeles (4-0) & April 17 vs. San Francisco (3-0)
2. Tom Seaver	1968	June 25 at Cincinnati (4-0) & June 30 at Houston (1-0)
3. Jerry Koosman	1968	July 21 at St. Louis (1-0) & July 26 vs. Cincinnati (2-0)
4. Jerry Koosman	1969	June 18 at Philadelphia (2-0) & June 22 vs. St. Louis (1-0)
5. Jim McAndrew	1969	August 20 vs. San Francisco (6-0) & August 26 at San Diego (3-0)
6. Jerry Koosman	1969	September 12 at Pittsburgh (1-0) & September 17 at Montreal (5-0)
7. Tom Seaver	1975	June 10 at San Francisco (5-0) & June 15 at San Diego (6-0)
8. Tom Seaver	1975	August 27 vs. San Diego (7-0) & September 1 vs. Pittsburgh (3-0)
9. Tom Seaver	1977	April 12 vs. St. Louis (4-0) & April 17 vs. Chicago (6-0)
10. Jon Matlack	1977	May 13 vs. Los Angeles (3-0) & May 18 vs. San Francisco (2-0)
11. Pat Zachry	1980	July 25 vs. Cincinnati (2-0) & July 30 vs. Atlanta (3-0)
12. Dwight Gooden	1984	September 7 vs. Chicago (10-0) & September 12 vs. Pittsburgh (2-0)
13. David Cone	1992	April 28 vs. Houston (4-0) & May 3 at Atlanta (7-0)
14. David Cone	1992	May 19 at San Diego (8-0) & May 24 at San Francisco (6-0)
15. Johan Santana	2012	May 26 vs. San Diego (9-0) & June 1 vs. St. Louis (8-0)



JOSÉ
BUTTO
#70 RHP
@butto_jose34

HT	6-1	WT	206	BT	R	TH	R
----	-----	----	-----	----	---	----	---

OPENING DAY AGE: 25
 BIRTHDATE: MARCH 19, 1998
 BIRTHPLACE: CUMANA, VENEZUELA
 RESIDES: CUMANA, VENEZUELA
 MLB SERVICE TIME: 0 YEARS, 2 DAYS
 SIGNED BY: NESTOR MORENO
 HOW OBTAINED: SIGNED AS A NON-DRAFTED FREE AGENT ON DECEMBER 21, 2016
 CONTRACT STATUS: SIGNED THROUGH 2023

2022 SEASON

- Entered the season ranked as the No. 15 Mets prospect per *MLB Pipeline*.
- Made his major league debut on August 21 at Philadelphia...Allowed seven runs on nine hits (two home runs) and two walks with five strikeouts in 4.0 innings.
- Struck out Bryson Stott in the opening frame of his MLB debut for his first big league strikeout.

MINOR LEAGUE REVIEW

- 2022:** Appeared in 20 games (18 starts) with Binghamton (AA) before earning a promotion to Syracuse (AAA) in August, where he made eight appearances (seven starts)...Named International League Pitcher of the Week for the week of September 19-25 after throwing 7.0 scoreless innings with 11 strike outs on September 21.
- 2021:** Tied for second among all Mets' farmhands with 110 strikeouts across 20 starts between Brooklyn (A+) and Binghamton (AA)...Registered a 9.3 K/9 with the Cyclones before notching a 11.2 K/9 following his mid-season promotion to Double-A...Tossed 6.0 scoreless innings with two hits, one walk and eight strikeouts on August 14 vs. Hartford while with Binghamton, en route to being named Double-A Northeast Pitcher of the Week.
- 2020:** Participated in the Fall Instructional League.

- 2019:** Spent the year with Columbia (A)...Ranked third among Mets' full-season minor league hurlers with a 1.17 WHIP...According to *Fangraphs*, his 3.43 FIP was the fourth-best among all pitchers in the South Atlantic League.
- 2018:** Promoted to full-time starter and made his state-side debut with Kingsport (R), going 3-0 with a 1.93 ERA (seven earned runs/32.2 innings) in six starts...Earned a mid-season promotion to Brooklyn (A).
- 2017:** Made his professional debut with the DSL Mets (R) posting a 1.44 ERA (eight earned runs/50.0 innings) across 15 appearances, eight starts.

BACKGROUND

- José Butto signed with the Mets as an 18-year-old in Venezuela.

CAREER TRANSACTIONS

- Signed by the New York Mets as a non-drafted free agent on December 21, 2016.

CAREER STATISTICS

YEAR	TEAM	W-L	ERA	G	GS	CG	SHO	SV	IP	H	R	ER	HR	HB	BB	SO	WP	BK
2017	DSL Mets2 (R)	1-1	1.44	15	8	0	0	1	50.0	48	11	8	0	2	9	41	1	1
2018	Kingsport (R)	3-0	1.93	6	6	1	0	0	32.2	27	7	7	3	3	11	31	1	1
	Brooklyn (A)	1-2	6.11	6	5	0	0	0	28.0	31	20	19	6	4	11	24	2	0
2019	Columbia (A)	4-10	3.62	27	25	0	0	0	112.0	100	53	45	8	5	31	109	4	2
2021	Brooklyn (A+)	1-4	4.32	12	12	1	0	0	58.1	51	31	28	11	2	15	60	1	1
	Binghamton (AA)	3-2	3.12	8	8	0	0	0	40.1	33	15	14	6	5	9	50	3	0
2022	Binghamton (AA)	6-5	4.00	20	18	0	0	0	92.1	86	44	41	14	9	35	108	6	1
	Syracuse (AAA)	1-1	2.45	8	7	0	0	0	36.2	26	10	10	3	2	9	30	1	0
METS		0-0	15.75	1	1	0	0	0	4.0	9	7	7	2	0	2	5	0	0
Major League Totals		0-0	15.75	1	1	0	0	0	4.0	9	7	7	2	0	2	5	0	0
Minor League Totals		20-25	3.44	102	89	2	0	1	450.1	402	191	172	51	32	130	453	19	6

CAREER FIELDING

POS	G	PO	A	E	PCT	TC	DP
P	1	0	0	0	---	0	0



MARK CANHA

#19 OF

@bigleaguefoodie

@outtadaparkmark

HT	6-2	WT	192	BT	R	TH	R
----	-----	----	-----	----	---	----	---

OPENING DAY AGE: 34

BIRTHDATE: FEBRUARY 15, 1989

BIRTHPLACE: SAN JOSE, CA

RESIDES: SCOTTSDALE, AZ

MLB SERVICE TIME: 7 YEARS, 92 DAYS

SIGNED BY: JOHN HUGHES (MIAMI)

HOW OBTAINED: SIGNED AS A FREE AGENT TO A TWO-YEAR CONTRACT ON NOVEMBER 30, 2021

CONTRACT STATUS: SIGNED THROUGH 2023 WITH A CLUB OPTION FOR 2024

MEET THE MET

- Is an avid foodie and documents his experiences on Instagram (@bigleaguefoodie)...Is working on turning his Instagram feed into a coffee table book featuring photos of his food adventures.
- Was a celebrity voter on Good Morning America's United States of Pie contest in November, 2022.
- Participated in Metsgiving with the Amazin' Mets Foundation, helping deliver food at the New York Common Pantry in East Harlem...The Amazin' Mets Foundation distributed 5,500 turkeys ahead of Thanksgiving as part of their eighth annual MetsGiving Turkey Giveaway...The turkeys helped feed over 50,000 underserved individuals in all five boroughs.
- After he was drafted, he lived at former major leaguer Brady Anderson's Los Angeles home.
- Shortly after he was selected by the A's in the Rule 5 Draft, Canha flew to North Carolina and spent 10 days in January with Chas Pippitt (@BRRbellion), a hitting instructor he found on YouTube.
- Majored in economics at Cal Berkeley.

CAREER HIGHLIGHTS

- Has a .374 OBP over the last four seasons (2019-2022), a mark topped by just 12 players in the majors (min. 1,200 plate appearances)...He also has 74 doubles, 61 homers, 276 runs scored, 229 walks with a 125 OPS+ during that span.
- Ranked fourth in the AL with a .396 OBP (min. 450 plate appearances) in 2019 and was fifth in 2020 with a .387 OBP.
- Went 3-5 with two doubles and four RBI in his major league debut on April 8, 2015 against Texas...Became the third major leaguer with at least three hits, two doubles and four RBI in his debut.

2022 SEASON

- Started at all three outfield positions and totaled at least 140 appearances for the second straight season...Made 113 starts in left field, seven in center field and four in right field...Also appeared at first base and third base (one game each).
- Led the majors with a Mets-record 28 hit-by-pitches...Was hit by 14 pitches over his final 36 games.
- Ranked sixth in the NL with a .367 OBP...Finished 16th in the NL in pitches per plate appearance (4.10).
- Put up a .292/.395/.583 slashline in August...Ranked eighth in the NL in OPS (.979), tied for 10th in OBP and ninth in SLG during the month.
- Had a multi-homer game on August 21 at Philadelphia...Hit a game-tying three-run shot in the seventh and a go-ahead two-run homer in the ninth...Drove in a career-high five runs.
- Slugged his 100th career home run, a game-tying solo shot, on August 30 vs. Los Angeles-NL.

CAREER BESTS

HITS, GAME

4 hits

2x, last, 5/31/22 vs. Washington

HOME RUNS, GAME

2 home runs

3x, last, 8/21/22 vs. Philadelphia

LEADOFF HR

2 leadoff home runs

last, 5/20/21, Oakland vs. Houston

INSIDE-THE-PARK HR

None

WALK-OFF HOME RUNS

3 walk-off home runs

last, 9/25/20, Oakland vs. Seattle

PINCH-HIT HOME RUNS

4 pinch-hit home runs

last, 5/14/21, Oakland at Minnesota

RBI, GAME

5 RBI

8/21/22 at Philadelphia

STOLEN BASES, GAME

2 stolen bases

2x, last, 8/1/19, Oakland vs. Milwaukee

HITTING STREAK

11 games

6/17/18-7/3/18

GRAND SLAMS

1 grand slam

9/10/22 at Miami

CANHA, MARK

- Reached base in 22 straight games from September 4-30.
- Went 15-37 (.405) with a .489 OBP in the first inning...In five games atop the Mets batting order, slashed .438/.591/.688 with four HBP.

2022 POSTSEASON

- Went 0-10 with two walks and one run over three games in the NL Wild Card Series vs. San Diego.

2021 SEASON

- Was hit by a pitch 27 times, tied for the most in the majors and tied for fourth-most in AL history.
- Had career-high marks in runs (93), hits (120), triples (four), walks (77), hit by pitches, games (141) and at-bats (519)...Tied his career-best in doubles (22).
- Also stole a career-high 12 bases after tallying just 17 steals in 504 games over his first six seasons...Is 16-for-18 (88.9%) in stolen base attempts over the last two years.
- His .364 on-base percentage in the leadoff spot was the best among AL leadoff hitters with at least 250 plate appearances batting first.
- Started games at all three outfield positions, including 93 in left field...Had 21 starts in center field and 20 in right field.

2020 SEASON

- Tied for fourth in the majors in hit-by-pitches, tied for 12th in walks and ranked 15th in on-base percentage...Tied for ninth in the majors in game-winning RBI (six).
- Started games at five different positions for the third consecutive season (21 at designated hitter, 15 in left field, 15 in right field, seven in center field, one at first base).

POSTSEASON

- Went 4-25 (.160) with a home run and three RBI as the A's defeated the White Sox in the AL Wild Card Series and fell to the Astros in the ALDS.

2019 SEASON

- Belted a career-high 26 home runs and had a career-best .396 OBP...Was second in the AL with 18 hit-by-pitches.
- Finished the year with 497 plate appearances, which left him five short of qualifying for the league leaders...Had the fourth-highest on-base percentage in the AL (min. 450 PA).
- Hit his third career pinch-hit homer on May 21 at Cleveland...Started a streak of three consecutive games with a home run.
- Reached base safely in a career-high 23 straight games from August 13-September 8...Hit .318 with a .442 on-base percentage during the streak.
- Named AL Player of the Week (August 19-25) after going 9-19 (.474) with five runs, one double, four

home runs, seven RBI and four multi-hit games in five games...It was his first career weekly honor.

POSTSEASON

- Started in center field in the AL Wild Card game on October 2 against Tampa Bay and went 0-3 with a walk.

2018 SEASON

- Had a career-high-tying 22 doubles.
- Hit .282 with 13 of his 17 home runs against left-handed pitchers compared to .227 against right-handers...Was tied for second in the American League in home runs against lefties... Slugged .604 against lefties, .343 against righties.
- Started games at all three outfield positions (53 in center field, 28 in left field, eight in right field) and also made nine starts at first base and two as designated hitter.
- Did not commit an error in 108 games and 202 total chances in the outfield...Was one of five qualifying outfielders in the majors to go errorless.
- Hit his first career pinch-hit home run on July 14 at San Francisco, a two-run go-ahead homer in the seventh inning of a 4-3 win.
- Stole home for the second time in his career on July 31 against Toronto.

POSTSEASON

- Pinch-hit in the AL Wild Card game at Yankee Stadium on October 3.

2017 SEASON

- Had arthroscopic surgery to remove a cyst from his right wrist on November 7...The surgery was performed by Dr. Steven Shin at the Kerlan-Jobe Clinic in Los Angeles.
- Hit his first career walk-off home run on May 19 vs. Boston and it was his second game-ending RBI... Slugged his second walk-off home run of the year in the A's final home game on September 27 vs. Seattle.
- Stole home on August 5 at Los Angeles-AL.

2016 SEASON

- Missed nearly the entire season after undergoing surgery on his left hip...Appeared in just 16 games and batted .122 with six RBI...Collected only five hits, three of which were home runs.
- Made his first career Opening Day start.
- Had surgery on May 24 at the Steadman Clinic in Vail, Colorado...The surgery was performed by Dr. Marc Philippon, who took down the CAM and pincer lesion that were causing a hip impingement and also performed a labral repair to Canha's left hip.

2015 SEASON

- Was selected by Colorado in the Rule 5 draft prior

to the season and traded to the A's...Spent the entire season with Oakland, batting .254 with 16 home runs and 70 RBI in 124 games.

- Led AL rookies and ranked fourth among major league rookies in RBI (70)...Also finished tied for second among AL rookies in doubles (22), ranked third in runs (61) and extra-base hits (41), tied for third in home runs, fourth in hits (112), tied for fourth in total bases (188), fifth in walks (33) and tied for fifth in multiple hit games (28).
- Went 3-5 with two doubles and four RBI in his MLB debut on April 8 against Texas...Became the third major leaguer with at least three hits, two doubles and four RBI in a debut: also Ben Grieve (for Oakland on September 3, 1997 vs. San Francisco) and Ted Kazanski (for Philadelphia on June 25, 1953 vs. Chicago)...Drilled a three-run double off Ross Detwiler for his first major league hit.
- Blasted his first major league home run on April 10 against Seattle off Taijuan Walker.
- Had his first career walk-off RBI on August 2 vs. Cleveland, a two-out double in the bottom of the 10th inning.

MINOR LEAGUE REVIEW

- **2014:** Ranked sixth in the Pacific Coast League in runs (83), eighth in on-base percentage (.384), ninth in hits (141) and RBI (82) and 10th in total bases (235).
- **2013:** Was third in the Southern League in doubles (32), sixth in on-base percentage (.371) and extra-base hits (47) and 10th in total bases (191).
- **2012:** Ranked fourth in the Florida State League in on-base percentage (.382), eighth in batting average (.293), tied for eighth in RBI (68) and tied for 10th in walks (54).
- **2011:** Was second in the South Atlantic League in home runs (25) and slugging percentage (.529).

BACKGROUND INFORMATION

- Graduated from Bellarmine College Prep (CA) where he earned 2007 West Coast Athletic League MVP honors.
- Attended the University of California, Berkeley where he was a two-time All Pac-10 selection... Hit .333 with 22 home runs and 118 RBI in his Cal career.

CAREER TRANSACTIONS

- Selected by Miami in the seventh round of the 2010 First-Year Player Draft.
- Selected by Colorado in the Rule 5 Draft on December 11, 2014.
- Acquired by Oakland from Colorado on December 11, 2014 in exchange for minor league RHP Austin House and cash considerations.
- On the 15-Day Disabled List, May 9, 2016, with a back strain...Transferred to the 60-Day Injured List, June 11, after undergoing hip surgery...Missed the rest of the season.
- On the 10-Day Injured List, April 29-May 13, 2019, with a sprained right wrist.
- On the 10-Day Injured List, June 25-July 17, 2021, with a left hip strain.
- Signed by the New York Mets as a free agent to a two-year contract with a club option for 2024 on November 30, 2021.
- On the Injured List, April 15-20, 2022.

NINE FOR NINE

The Mets' club record for the most hits in consecutive official at-bats is nine, first set by José Vizcaino in 1996 and then tied by John Olerud in 1998. Vizcaino's streak began on April 23 with a double against the Reds at Shea. In José's next plate appearance, he sacrificed. After that, he hit two singles, a double, two more singles, another double, a single, a triple and then struck out in the ninth inning against Jeff Parrett to end the streak on April 25 at St. Louis.

In 1999, Olerud tied the club record with nine consecutive hits, from his final at-bat on September 16 at Houston to September 20 vs. Florida. The streak came to an end when he grounded to second in the third inning of the Mets' September 22 contest vs. Montreal.

Olerud tied a National League record with his first-inning walk on September 22 vs. Montreal, reaching base 15 straight times dating back to a single in his final at-bat on September 16th at Houston. Barry Bonds reached base 15 straight times from August 31-September 4, 2004 (9-9 with six walks).

CAREER STATISTICS

YEAR	TEAM	AVG	G	AB	R	H	2B	3B	HR	RBI	SH	SF	HBP	BB	SO	SB	CS	SLG	OBP	E
2010	GCL Marlins (R)	.176	6	17	3	3	0	0	0	1	0	1	1	2	1	1	1	.176	.286	0
	Jamestown (A)	.264	14	53	7	14	3	1	4	9	0	0	0	6	13	0	0	.585	.339	2
2011	Greensboro (A)	.276	107	384	72	106	22	0	25	85	0	7	5	59	85	7	3	.529	.374	5
2012	Jupiter (A)	.293	114	406	65	119	24	3	6	68	1	8	9	54	75	1	3	.411	.382	10
2013	Jacksonville (AA)	.273	128	425	63	116	32	2	13	58	5	5	15	54	102	6	1	.449	.371	9
2014	New Orleans (AAA)	.303	127	465	83	141	28	3	20	82	0	7	8	57	112	3	1	.505	.384	7
2015	OAKLAND (AL)	.254	124	441	61	112	22	3	16	70	0	3	8	33	96	7	2	.426	.315	6
2016	OAKLAND (AL)	.122	16	41	4	5	0	0	3	6	1	1	1	0	20	0	1	.341	.140	1
2017	OAKLAND (AL)	.208	57	173	16	36	13	1	5	14	0	1	6	7	56	2	0	.382	.262	5
	Nashville (AAA)	.283	75	272	52	77	25	3	12	50	1	3	7	34	62	4	0	.529	.373	1
2018	Nashville (AAA)	.250	2	8	1	2	1	0	1	1	0	0	0	1	1	0	0	.750	.333	0
	OAKLAND (AL)	.249	122	365	60	91	22	0	17	52	0	2	10	34	88	1	2	.449	.328	0
2019	OAKLAND (AL)	.273	126	410	80	112	16	3	26	58	0	2	18	67	107	3	2	.517	.396	2
	Las Vegas (AAA)#	.125	2	8	0	1	1	0	0	1	0	1	0	0	3	0	0	.250	.111	0
2020	OAKLAND (AL)	.246	59	191	32	47	12	2	5	33	0	5	10	37	54	4	0	.408	.387	1
2021	OAKLAND (AL)	.231	141	519	93	120	22	4	17	61	0	2	27	77	128	12	2	.387	.358	3
2022	METS	.266	140	462	71	123	24	0	13	61	0	4	28	48	97	3	1	.367	.403	0
Minor League Totals		.284	575	2038	346	579	136	12	81	355	7	32	45	267	454	22	9	.482	.374	60
Major League Totals		.248	785	2602	417	646	131	13	102	355	1	20	108	303	646	32	10	.426	.348	18

- rehabilitation assignment

CAREER PLAYOFF STATISTICS

YEAR	RND	TEAM/OPP	AVG	G	AB	R	H	2B	3B	HR	RBI	SH	SF	HBP	BB	SO	SB	CS	SLG	OBP	E
2018	ALWC	OAK vs. NYY	.000	1	1	0	0	0	0	0	0	0	0	0	0	1	0	0	.000	.000	0
2019	ALWC	OAK vs. TB	.000	1	3	0	0	0	0	0	0	0	0	0	1	2	0	0	.000	.250	0
2020	ALWC	OAK vs. CHW	.100	3	10	1	1	0	0	0	1	0	0	0	2	1	0	0	.100	.350	0
	ALDS	OAK vs. HOU	.200	4	15	2	3	0	0	1	2	0	1	0	0	6	0	0	.400	.188	0
2022	NLWC	NYM vs. SD	.000	3	10	1	0	0	0	0	0	0	0	0	2	2	0	0	.167	.000	0
Postseason Totals			.103	12	39	4	4	0	0	1	3	0	1	0	5	12	0	0	.200	.179	0

CAREER FIELDING

POS	G	PO	A	E	PCT	TC	DP
OF	620	1135	10	13	.989	1158	1
1B	119	676	69	5	.993	743	69
3B	5	3	4	0	1.000	7	1





CARLOS CARRASCO

#59 RHP

@cookie_carrasco

@Cookie_Carrasco

HT	6-4	WT	219	BT	R	TH	R
----	-----	----	-----	----	---	----	---

OPENING DAY AGE: 36
 BIRTHDATE: MARCH 21, 1987
 BIRTHPLACE: BARQUISIMETO, VZ
 RESIDES: ODESSA, FL
 MLB SERVICE TIME: 11 YEARS, 147 DAYS
 SIGNED BY: PHILADELPHIA
 HOW OBTAINED: ACQUIRED FROM CLEVELAND IN A SIX-PLAYER TRADE ON JANUARY 7, 2021
 CONTRACT STATUS: SIGNED THROUGH 2023

ROBERTO CLEMENTE AWARD: 2019 COMEBACK PLAYER OF THE YEAR: 2019 (AL)

MEET THE MET

- Nicknamed "Cookie"...Cleveland teammate Chris Pérez saw Carrasco eating cookies and milk in the clubhouse in 2011 and called him Cookie...The name stuck.
- Has traveled the world extensively...As of 2023, he has visited 65 different countries...In the last few years, he has visited Kenya, Italy, Tanzania, Jordan, Croatia, Czech Republic, Egypt and more.
- Has partnered up with the Mets and Northwell Health for his Cookie's Kids program...Each month, Carlos connects with patients from Cohen Children's Medical Center by visiting them in the hospital or inviting them to Citi Field for the afternoon to share his inspiring story of overcoming cancer...As part of the day at the stadium, Carrasco brings families on the field and into the dugout and bullpen...The kids enjoy lunch with Carlos and receive shirts, gift bags and tickets to a future Mets game.
- Routinely visited Cleveland Clinic cancer patients following his 2019 leukemia diagnosis and still keeps in touch with many of the patients to this day.
- On August 4, 2016 the Venezuelan-born Carrasco announced, via Twitter, that he passed his United States citizenship test.
- Starting when he was four years old, his mom (Maria) took him to all his camps, practices and games while his dad worked 3-4 months at a time transporting goods around Venezuela for a local shipping company.
- Before joining the Mets, listed New York as his favorite road city.
- Carlos' favorites: Movie - Gladiator...Music - Country...Road stadium - Kauffman (KC)...TV - Discovery Channel.

CAREER HIGHLIGHTS

- Earned the 2019 Roberto Clemente Award for his numerous community endeavors (see *Background* for more information on Carlos' community involvement).
- Returned from a three-month absence on September 1, 2019 after being diagnosed with and beating leukemia...Was named the 2019 AL Comeback Player of the Year.
- Ranks sixth all-time in strikeouts by a Venezuelan-born pitcher (1,507)...Became the eighth Venezuelan-born pitcher to reach 100 career wins on July 30, 2022 at Miami.

2022 SEASON

- Tossed 152.0 innings in 29 starts, his most since throwing 192.0 innings in 32 games (30 starts) in 2018... Marked his fourth season with at least 150.0 innings pitched.
- Recorded 152 strikeouts, making him one of 14 hurlers with at least five seasons of 150+ strikeouts since 2015.
- Earned his 100th career win on July 30 at Miami after tossing 7.2 scoreless innings.

CAREER BESTS

WIN STREAK

10 games
 8/27/17-4/23/18

LOSS STREAK

9 games
 7/5/11-7/6/13

STRIKEOUTS, GAME

15 strikeouts
 9/25/15, Cleveland at Kansas City

DOUBLE-DIGIT STRIKEOUT GAMES

28 games
 last, 11 strikeouts, 9/15/22 vs. Pittsburgh

LONGEST OUTING, STARTER

9.0 innings
 8x, last, 5/9/18, Cleveland at Milwaukee

MOST WALKS, GAME

5 walks
 3x, last, 6/1/22 vs. Washington

SCORELESS STREAK

22.2 innings
 7/14/22-8/4/22

LAST COMPLETE GAME

5/9/19, Cleveland vs. Chicago-AL (5.0 IP)

LAST COMPLETE-GAME SHUTOUT

5/9/19, Cleveland vs. Chicago-AL (5.0 IP)

FEWEST HITS, COMPLETE GAME

1 hit
 9/25/15, Cleveland at Kansas City

FEWEST WALKS, COMPLETE GAME

0 walks
 3x, last, 5/9/19,
 Cleveland vs. Chicago-AL (5.0 IP)

CARRASCO, CARLOS

- Struck out 10 on June 6 at San Diego, his first double-digit strikeout game as a Met...On September 15 vs. Pittsburgh, he notched double-digit strikeouts for the 28th time in his career when he punched out 11 batters.
- Went 3-0 with a 0.90 ERA (three earned runs/30.0 innings), nine walks and 27 strikeouts in five starts in the month of July...It was his lowest ERA for any month in his career and the third-lowest for any single month in Mets history since 1990 (min. 30.0 IP)...In that time frame, he joins Frank Viola (0.86 ERA, April 1991), Al Leiter (0.92 ERA, April 2002), R.A. Dickey (0.93 ERA, June 2012) and Jacob deGrom (0.51 ERA, April 2021) as the only Mets pitchers with a sub-1.00 ERA in a single month.
- Appeared in 11 games out of the bullpen after his return in September, recording one save.
- At the time of his cancer diagnosis, Carrasco led the AL in strikeout-to-walk ratio (7.18) and walks-per-nine innings (1.52) and was seventh in the AL in strikeouts-per-nine innings (10.94).
- Tossed his fourth career shutout, a rain-shortened 5.0-inning start on May 9 vs. Chicago-AL...Logged a pair of 12-strikeout games in April.

2018 SEASON

- Reached the 200-strikeout mark for the third time in four seasons with a career-high 231 punchouts, fourth-most in the AL.
- Was struck on his right elbow by a line drive off the bat of Joe Mauer on June 16...Was placed on the IL the next day and missed two weeks.

POSTSEASON

- Started and lost Game 2 of the ALDS at Houston... Threw 5.1 innings and allowed two earned runs in the Tribe's 3-1 setback.

2017 SEASON

- Tied for the MLB-lead with a career-high 18 wins... Finished fourth in the AL Cy Young Award balloting.
- Ranked fifth in the AL with 226 strikeouts.

POSTSEASON

- Made his first career playoff start in Game 3 of the ALDS at Yankee Stadium...Tossed 5.2 shutout innings and allowed just three hits with three walks and seven strikeouts...Cleveland lost, 1-0.

2016 SEASON

- Missed Cleveland's run to the World Series after suffering a season-ending injury, a fractured fifth metacarpal on his right hand, on September 17 vs. Detroit (Ian Kinsler line drive off his right hand).
- At the time of his season-ending injury, ranked 10th in the AL with a 3.32 ERA.

2015 SEASON

- Spent his first full season as a starting pitcher...Tied for ninth in the majors with 216 strikeouts.
- In his final start of the season, September 25 at Kansas City, threw a one-hit shutout with a career-high 15 strikeouts...Carried a no-hitter into the seventh inning.
- Came within a strike of a no-hitter on July 1 at Tampa Bay...Struck out 13 and lost a perfect game bid in the seventh...Finished his outing after allowing a two-out, two-strike single in the ninth.

2021 SEASON

- Underwent right elbow surgery on October 19... Surgery was performed by Mets medical director Dr. David Altcheck at the Hospital for Special Surgery in Manhattan.
- Missed the first three months of the season with a hamstring injury...Made his Mets debut on July 30 in a start against Cincinnati at Citi Field after being activated from the 60-Day Injured List...After surrendering a leadoff home run to Jonathan India on his first pitch of the season, retired 12 of his last 15 batters faced and did not yield another run.
- Had a 13.50 ERA (18 earned runs/12.0 innings) in the first inning...Had a 3.89 ERA (18 earned runs/41.2 innings) in all subsequent innings.

2020 SEASON

- Ranked among AL leaders in starts (12, tied for second), strikeouts (82, sixth), ERA (2.91, seventh), innings pitched (68.0, eighth), opponent average (.221, ninth) and HR/9 (1.06, 10th).

POSTSEASON

- Started Game 2 of the AL Wild Card Series vs. New York-AL...Did not factor in the decision in Cleveland's 10-9 loss after throwing 3.0+ innings and allowing four runs.

2019 SEASON

- Received the Roberto Clemente Award, the most prestigious individual honor in the sport, for his numerous community endeavors...Was the first Venezuelan-born player to earn the award.
- His odds-defying return after being diagnosed with chronic myeloid leukemia in early June netted him AL Comeback Player of the Year honors.
- Felt fatigued early during and after his early-season outings...Was checked out at the Cleveland Clinic on June 3...Was placed on the IL the next day with the consensus being that it would be a season-ending stint...Began throwing bullpen sessions in July and started a rehab assignment at Akron (AA) on August 19...Activated from the IL on September 1 and pitched that day at Tampa Bay.

2014 SEASON

- Split the season between the rotation and bullpen and was the most dominant pitcher in the AL over the last two months of the year...Ended the season going 5-3 with a 1.30 ERA (10 earned runs/69.0 innings) across 10 starts from August 10-September 27.
- Tossed his first career shutout and first 9.0-inning complete game on September 17 at Houston, yielding just two infield singles and a walk with 12 strikeouts on just 98 pitches.

2013 SEASON

- Served a six-game suspension to begin the season...Made his first start since 2011 on April 9... Was ejected from that game after hitting Kevin Youkilis with a pitch and was later suspended an additional seven games.

2012 SEASON

- Spent the entire season rehabbing from right elbow surgery.

2011 SEASON

- Had a career-best 21.1-inning scoreless streak from June 7-18...Did not pitch after August 3... Underwent Tommy John surgery performed by Dr. David Altchek on September 21.

2010 SEASON

- Made seven starts in the majors in September/October after spending most of the year at Columbus (AAA)...Threw 6.0-or-more innings in all of his major league outings, including six quality starts in a row.

2009 SEASON

- Made his major league debut in a start on September 1 at Detroit...Was traded to the Cleveland organization on July 29 in a six-player deal with Philadelphia LHP Cliff Lee...Was assigned to Lehigh Valley (AAA), who was Columbus (AAA)'s opponent at the time...Carrasco switched dugouts upon announcement of the trade.

MINOR LEAGUE SUMMARY

- **2007:** Was rated by *Baseball America* as the Phillies' top prospect.
- **2006:** Won the Paul Owens Award as the best pitcher in the Phillies minor league system.

BACKGROUND

- Carlos Luis Carrasco attended Liceo Federico Carmona High School.
- Formed two foundations in 2016, one in the U.S. and one in his native Venezuela...He and his family have raised nearly \$2.7 million, primarily sending medical supplies to his native Venezuela, the Dominican Republic and Puerto Rico.

- Has donated thousands of books via his book drive in Cleveland and in his offseason home of Tampa, he helps to feed and clothe immigrants from Venezuela.
- Was Cleveland's Roberto Clemente Award nominee from 2015-19, ultimately winning the award in 2019...Also collected thousands of books through the United Way Stuff The Bus initiative, as well as collecting food items for the Step Up To The Plate Campaign.
- Visited Colombia to aid, feed and clothe native Venezuelans displaced from the recent unrest.
- Hosted a PlayBall event for children attending Tinker K-8, a school located inside the MacDill Airforce Base in Tampa, Florida...Kids received PlayBall t-shirts and enjoyed five different skill stations, including hitting against Carrasco.
- Launched his new player program, Cookie Corps, in 2020...Engaged with members of the Marine Corps over Zoom bi-weekly.
- Donated \$3,500 to Ohio Guidestone's Stepstone Academy to cover the cost of PPE and cleaning supplies for the entire 2020-21 school year.
- Met with Cleveland Clinic Children's patients virtually on in September 2020 as part of Childhood Cancer Awareness month.

CAREER TRANSACTIONS

- Signed by Philadelphia as a non-drafted free agent on November 25, 2003.
- Acquired by Cleveland from Philadelphia with RHP Jason Knapp, INF Jason Donald and C Lou Marson in exchange for LHP Cliff Lee and OF Ben Francisco on July 29, 2009.
- On the 15-Day Disabled List, April 25-May 10, 2011, with a tight right elbow.
- On the 15-Day Disabled List, August 8, 2011, with right elbow inflammation...Transferred to the 60-Day Disabled List on September 6...Missed the rest of the season.
- On the 60-Day Disabled List, March 15, 2012, to recover from Tommy John surgery...Missed the entire 2012 season.
- On the 15-Day Disabled List, August 26-September 8, 2015, with right shoulder inflammation.
- On the 15-Day Disabled List, April 25-June 2, 2016, with a strained left hamstring.
- On the 60-Day Disabled List, September 30, 2016, with a fractured right hand...Missed the rest of the season.
- On the 10-Day Disabled List, June 17-30, 2018, with a right elbow contusion.
- On the 10-Day Injured List, June 5, 2019, with a non-baseball medical condition...Transferred to the 60-Day Injured List, July 31, 2019...Activated September 1.

- Acquired by the New York Mets from Cleveland with INF Francisco Lindor in exchange for INF Amed Rosario, INF Andrés Giménez, RHP Josh Wolf and OF Isaiah Greene on January 7, 2021.
- On the 10-Day Injured List, April 1, 2021, with a Grade 1 right hamstring strain...Transferred to the 60-Day Injured List, May 6-July, 30, 2021.
- On the 15-Day Injured List, August 16-September 4, 2022, with a strained left oblique.

CAREER STATISTICS

YEAR	TEAM	W-L	ERA	G	GS	CG	SHO	SV	IP	H	R	ER	HR	HB	BB	SO	WP	BK
2004	GCL Phillies (R)	5-4	3.56	11	8	0	0	0	48.0	53	23	19	2	3	15	34	2	0
2005	Lakewood (A)	1-7	7.04	13	13	1	0	0	62.2	78	50	49	11	9	28	46	1	1
	Batavia (A)	0-3	13.50	4	4	0	0	0	15.1	29	25	23	8	2	5	12	3	1
	GCL Phillies (R)	0-0	1.80	2	2	0	0	0	5.0	3	1	1	0	2	1	2	0	1
2006	Lakewood (A)	12-6	2.26	26	26	2	0	0	159.1	103	50	40	6	9	65	159	12	2
2007	Clearwater (A)	6-2	2.84	12	12	1	1	0	69.2	49	22	22	8	6	22	53	2	0
	Reading (AA)	6-4	4.86	14	13	1	1	0	70.1	65	42	38	9	5	46	49	0	2
2008	Reading (AA)	7-7	4.32	20	19	1	0	0	114.2	109	58	55	13	6	45	109	8	1
	Lehigh Valley (AAA)	2-2	1.72	6	6	0	0	0	36.2	37	15	7	1	1	13	46	2	1
	Lehigh Valley (AAA)	6-9	5.18	20	20	0	0	0	114.2	118	73	66	14	7	38	112	3	0
2009	Columbus (AAA)	5-1	3.19	6	6	0	0	0	42.1	31	18	15	3	0	7	36	2	0
	CLEVELAND (AL)	0-4	8.87	5	5	0	0	0	22.1	40	23	22	6	0	11	11	0	1
	Columbus (AAA)	10-6	3.65	25	25	0	0	0	150.1	139	69	61	16	7	46	133	1	0
2010	CLEVELAND (AL)	2-2	3.83	7	7	1	0	0	44.2	47	20	19	6	1	14	38	1	0
	CLEVELAND (AL)	8-9	4.62	21	21	1	0	0	124.2	130	68	64	15	4	40	85	3	0
2011	Akron (AA)#	0-0	9.82	1	1	0	0	0	3.2	4	4	4	1	1	3	3	1	0
2012				Did Not Pitch - Injured														
2013	CLEVELAND (AL)	1-4	6.75	15	7	0	0	0	46.2	64	36	35	4	1	18	30	2	0
	Columbus (AAA)	3-1	3.14	16	14	0	0	1	71.2	59	31	25	6	6	21	79	1	0
2014	CLEVELAND (AL)	8-7	2.55	40	14	1	1	1	134.0	103	40	38	7	3	29	140	4	0
2015	CLEVELAND (AL)	14-12	3.63	30	30	3	1	0	183.2	154	75	74	18	5	43	216	5	0
2016	CLEVELAND (AL)	11-8	3.32	25	25	1	1	0	146.1	134	64	54	21	3	34	150	4	1
	Akron (AA)#	0-0	2.25	1	1	0	0	0	4.0	7	2	1	1	0	1	6	1	0
2017	CLEVELAND (AL)	18-6	3.29	32	32	1	0	0	200.0	173	73	73	21	10	46	226	10	0
2018	CLEVELAND (AL)	17-10	3.38	32	30	2	0	0	192.0	173	78	72	21	6	43	231	9	0
	Akron (AA)#	0-0	0.00	1	1	0	0	0	4.0	1	0	0	0	1	1	4	0	0
2019	CLEVELAND (AL)	6-7	5.29	23	12	1	1	1	80.0	92	48	47	18	2	16	96	2	0
	Akron (AA)#	0-0	0.00	2	0	0	0	0	2.2	0	0	0	0	0	1	5	0	0
	Columbus (AAA)#	0-0	3.86	2	0	0	0	0	2.1	2	1	1	0	0	1	3	0	0
2020	CLEVELAND (AL)	3-4	2.91	12	12	0	0	0	68.0	55	22	22	8	2	27	82	6	0
2021	METS	1-5	6.04	12	12	0	0	0	53.2	59	39	36	12	0	18	50	1	0
	Syracuse (AAA)#	0-1	9.64	2	2	0	0	0	4.2	5	5	5	3	0	3	7	0	0
	Brooklyn (A+)#	0-0	0.00	1	1	0	0	0	2.0	1	0	0	0	0	0	2	0	0
2022	METS	15-7	3.97	29	29	0	0	0	152.0	161	71	67	17	8	41	152	5	0
Minor League Totals		63-53	3.95	185	174	6	2	1	984.0	893	489	432	102	65	362	900	39	9
Major League Totals		104-85	3.87	283	236	11	4	2	1448.0	1385	657	623	174	45	380	1507	52	2

#- rehabilitation assignment

CAREER PLAYOFF STATISTICS

YEAR	RND	TEAM/OPP	W-L	ERA	G	GS	CG	SHO	SV	IP	H	R	ER	HR	HB	BB	SO	WP	BK
2017	ALDS	CLE vs. NYY	0-0	0.00	1	1	0	0	0	5.2	3	0	0	0	1	3	7	0	0
2018	ALDS	CLE vs. HOU	0-1	3.38	1	1	0	0	0	5.1	6	2	2	0	0	1	3	0	0
2020	ALWC	CLE vs. NYY	0-0	12.00	1	1	0	0	0	3.0	2	4	4	1	0	3	6	0	0
Postseason Totals			0-1	3.86	3	3	0	0	0	14.0	11	6	6	1	1	7	16	0	0
LDS Totals			0-1	1.64	2	2	0	0	0	11.0	9	2	2	0	1	4	10	0	0

CAREER FIELDING

POS	G	PO	A	E	PCT	TC	DP
P	283	74	155	8	.966	237	14



LORENZO CEDROLA #97 OF

NON-DRAFTED FREE AGENT

HT	5-11	WT	170	BT	R	TH	R
----	------	----	-----	----	---	----	---

OPENING DAY AGE: 25
 BIRTHDATE: JANUARY 12, 1998
 BIRTHPLACE: CARACAS, VZ
 RESIDES: GUATIRE, VZ
 MLB SERVICE TIME: 0 YEARS, 0 DAYS
 SIGNED BY: ALEX REQUENA & EDDIE ROMERO (BOSTON)
 HOW OBTAINED: SIGNED AS A MINOR LEAGUE FREE AGENT ON
 DECEMBER 20, 2022
 CONTRACT STATUS: SIGNED THROUGH 2023

CEDROLA, LORENZO

MEET THE MET

- Last name is pronounced seh-DROH-la

MINOR LEAGUE REVIEW

- 2022:** Invited to his first Major League spring training camp with Cincinnati...Led Louisville in games played (124), runs (64), hits (127), triples (5) and stolen bases (15).
- 2021:** Named a Double-A South All-Star...Led all Class AA players in hits (130)...Named a MiLB.com Organization All-Star.
- 2019:** Led Daytona in triples (7), ranked second in stolen bases (18) and fourth in hits (95).
- 2017:** Named a mid-season South Atlantic League All-Star.
- 2016:** Led the Gulf Coast League in hits (62) and doubles (14).
- 2015:** Named Red Sox Latin Program Player of the Year.

BACKGROUND

- Lorenzo Carmine Cedrola signed with the Red Sox as a 17-year-old out of Venezuela.

CAREER TRANSACTIONS

- Signed by the Boston Red Sox as a non-drafted free agent on February 7, 2015.
- Acquired by the Cincinnati Reds from Boston in exchange for international signing bonus pool money on July 2, 2018.
- Signed by the New York Mets as a minor league free agent on December 20, 2022.

CAREER STATISTICS

YEAR	CLUB	AVG	G	AB	R	H	2B	3B	HR	RBI	SH	SF	HB	BB	SO	SB	CS	SLG	OBP	E
2015	DSL Red Sox 2 (R)	.321	67	265	61	85	8	7	1	31	0	1	23	23	33	27	7	.415	.420	1
2016	GCL Red Sox (R)	.290	53	214	33	62	14	1	2	21	1	2	10	11	28	9	4	.393	.350	0
2017	Greenville (A)	.285	92	354	47	101	18	3	4	34	3	2	9	11	48	19	7	.387	.322	3
2018	Greenville (A)	.318	50	211	40	67	17	3	0	22	3	3	7	5	29	10	8	.427	.350	4
	Dayton (A)	.260	45	169	13	44	4	2	1	11	4	2	4	9	28	13	7	.325	.310	0
2019	Daytona (A)	.277	102	343	41	95	10	7	1	28	5	4	12	17	43	18	10	.356	.330	5
2021	Chattanooga (AA)	.320	106	406	68	130	16	7	9	61	2	4	8	17	50	8	8	.461	.356	3
	Louisville (AAA)	.257	9	35	5	9	3	0	1	1	0	0	2	2	2	0	0	.429	.333	0
2022	Louisville (AAA)	.315	124	475	64	127	20	5	4	41	2	2	12	13	84	15	6	.356	.303	2
Minor League Totals		.291	648	2472	372	720	110	35	23	250	20	20	87	108	345	121	57	.392	.341	24

LAST TIME THE METS SCORED

RUNS

- 24 August 16 (Game One), 2018 at Philadelphia
- 23 August 17, 1987 at Chicago-NL
- 20 August 7, 1971 at Atlanta
- 19 June 12, 1990 at Chicago-NL
- 18 September 11, 2020 at Toronto (Buffalo)
- 17 September 25, 2016 vs. Philadelphia
- 16 August 15, 2018 at Baltimore
- 15 July 19, 2021 at Cincinnati
- 14 June 9, 2021 at Baltimore

HITS

- 28 July 4, 1985 at Atlanta
- 25 August 16 (Game One), 2018 at Philadelphia
- 23 August 15, 2019 at Atlanta
- 22 July 3, 2016 vs. Chicago-NL
- 21 August 21, 2015 at Colorado
- 20 June 23, 2017 at San Francisco
- 19 September 25, 2022 at Oakland
- 18 May 24, 2022 at San Francisco
- 17 September 7, 2022 at Pittsburgh



SAM COONROD

#45 RHP

@samcoonrod65

HT	6-1	WT	225	BT	R	TH	R
----	-----	----	-----	----	---	----	---

OPENING DAY AGE: 30
 BIRTHDATE: SEPTEMBER 22, 1992
 BIRTHPLACE: ST. LOUIS, MO
 RESIDES: FENTON, MO
 MLB SERVICE TIME: 3 YEARS, 78 DAYS
 SIGNED BY: JAMES CABELLA (SAN FRANCISCO)
 HOW OBTAINED: CLAIMED OFF WAIVERS FROM THE PHILADELPHIA PHILLIES ON FEBRUARY 6, 2023
 CONTRACT STATUS: SIGNED THROUGH 2023

2022 SEASON

- Began the season on the IL with a right shoulder strain and was transferred to the 60-day IL on April 14...Appeared in nine rehab games between Clearwater (A) and Lehigh Valley (AAA)...Was reinstated from the 60-day IL on August 15.
- Made his season debut on August 19 vs. the Mets and worked 2.0 scoreless innings allowing one hit, while striking out three.
- Did not allow an earned run in eight of his first nine appearances.
- Was optioned to Lehigh Valley on September 20 for the remainder of the season.

2021 SEASON

- Posted a 0.95 ERA (2 ER, 19.0 IP) through his first 17 appearances.
- Made two starts (September 5 at Miami as an opener, September 10 vs. Colorado), the only two of his career.

2020 SEASON

- Recorded his first major league save, August 30 at Arizona.

2019 SEASON

- Recalled by San Francisco on May 26 and made his ML debut that day vs Arizona, pitching a 1-2-3 inning.
- Was his first of three stints with the club (others: 26th man for doubleheader on July 15 and July 22 until the end of the season).
- Allowed only one run in his first 10 career appearances (10.0 IP) and posted a 1.80 ERA (3 ER, 15.0 IP) in his first 15 appearances.
- Earned his first ML win on July 22 vs. Chicago-NL.

MINOR LEAGUE REVIEW

- **2018:** Missed the majority of the season recovering from "Tommy John" surgery.
- **2017:** Spent entire season with Richmond (AA) and transitioned from a starting role to relief in August... Was placed on the IL on August 21 after suffering a season-ending elbow injury that required "Tommy John" surgery.
- **2016:** Named a California League midseason All-Star...Selected as MiLB.com CAL Player of the Month in May.
- **2016:** Named South Atlantic League Pitcher of the Week, July 20-26...Named SAL Best Pitching Prospect by Baseball America.

BACKGROUND

- Samuel Timothy Coonrod graduated from Carrollton High School (IL), where he played baseball, football and basketball, before attending Southern Illinois University-Carbondale.

CAREER BESTS

WIN STREAK

4 games

7/23/19-8/25/19

LOSS STREAK

4 games

9/2/20-5/29/21

STRIKEOUTS GAME

3 strikeouts

7x, last, 8/19/22, Philadelphia vs. Mets

LONGEST OUTING

2.0 innings

3x, last 8/19/22, Philadelphia vs. Mets

MOST WALKS GAME

3 walks

2x, last, 6/23/21, Philadelphia vs. Washington

SCORELESS STREAK

9.1 innings

4/27/21-5/19/21

CAREER TRANSACTIONS

- Selected by San Francisco Giants in fifth round of 2014 First-Year Player Draft.
- On the 10-Day Injured List, July 31-August 22, 2020, with a right lat strain.
- On the 10-Day Injured List, September 26, 2020, with a right shoulder strain...Missed the rest of the season.
- Acquired by Philadelphia from San Francisco in exchange for RHP Carson Ragsdale on January 9, 2021.
- On the 10-Day Injured List, June 25, 2021, with right forearm tendinitis...Transferred to the 60-Day IL, August 12-24, 2021.
- On the 10-Day Injured List, April 7, 2022, with right shoulder soreness...Transferred to the 60-Day IL on April 14-August 15, 2022.
- Claimed off waivers by the New York Mets from Philadelphia on February 6, 2023.

CAREER STATISTICS

YEAR	TEAM	W-L	ERA	G	GS	CG	SHO	SV	IP	H	R	ER	HR	HB	BB	SO	WP	BK
2014	AZL Giants (R)	1-0	3.90	15	5	0	0	0	27.2	32	14	12	0	1	6	25	2	0
2015	Augusta (A)	7-5	3.14	23	22	0	0	0	111.2	103	49	39	3	10	34	114	1	0
2016	San Jose (A)	5-3	1.98	11	11	0	0	0	63.2	46	19	14	3	2	22	42	1	0
	Richmond (AA)	4-3	3.03	13	13	0	0	0	77.1	59	33	26	7	10	38	52	1	0
2017	Richmond (AA)	4-11	4.69	24	18	0	0	0	103.2	96	62	54	7	10	42	94	4	0
2018	AZL Giants (R)	0-0	5.06	4	2	0	0	0	5.1	6	3	3	0	0	1	10	0	0
	San Jose (A)	0-0	5.68	6	0	0	0	0	6.1	5	7	4	0	1	2	13	1	0
2019	Sacramento (AAA)	2-4	6.96	33	1	0	0	3	32.1	41	27	25	4	0	18	43	3	0
	SAN FRANCISCO (NL)	5-1	3.58	33	0	0	0	0	27.2	19	11	11	3	4	15	20	2	1
2020	SAN FRANCISCO (NL)	0-2	9.82	18	0	0	0	3	14.2	17	16	16	2	2	7	15	1	0
2021	Lehigh Valley (AAA)	0-0	1.69	5	0	0	0	0	5.1	2	1	1	1	0	2	4	1	0
	PHILADELPHIA (NL)	2-2	4.04	42	2	0	0	2	42.1	41	21	19	5	3	15	48	4	0
2022	Clearwater (A)	0-0	0.00	2	1	0	0	0	2.0	1	0	0	0	0	4	0	0	0
	Lehigh Valley (AAA)	1-0	8.00	9	0	0	0	0	9.0	12	9	8	1	1	6	5	1	0
	PHILADELPHIA (NL)	0-0	7.82	12	0	0	0	0	12.2	12	12	11	1	3	7	12	1	0
Minor League Totals		24-26	3.77	145	73	0	0	3	444.1	403	224	186	26	35	171	406	15	0
Major League Totals		7-5	5.27	105	2	0	0	5	97.1	89	60	57	11	12	44	95	8	1

CAREER FIELDING

POS	G	PO	A	E	PCT	TC	DP
P	105	7	10	2	.895	19	1



JOHN
CURTISS
#46 RHP

HT	6-5	WT	220	BT	R	TH	R
----	-----	----	-----	----	---	----	---

OPENING DAY AGE: 29
BIRTHDATE: APRIL 5, 1993
BIRTHPLACE: DALLAS, TX
RESIDES: OKLAHOMA CITY, OK
MLB SERVICE TIME: 3 YEARS, 45 DAYS
SIGNED BY: MARTY ESPOSITO (MINNESOTA)
HOW OBTAINED: SIGNED AS A FREE AGENT ON APRIL 6, 2022
CONTRACT STATUS: SIGNED THROUGH 2025

MEET THE MET

- Enjoys playing guitar and singing...Performed the national anthem prior to Rochester's game against Lehigh Valley on September 2, 2018...His main three guitars are a 2011 Martin OMCPA4, a 2015 Fender Strat single coil and a Les Paul 1990 Studio.
- He describes the music he writes and performs as "Americana"... Enjoys listening to the music of Jason Isbell.
- Is a big fan of Formula 1 racing, first watching the sport while he recovered from 2012 Tommy John surgery...His surgeon told him he couldn't play guitar for 8-10 weeks, so he needed to find another way to pass the time...Says Lewis Hamilton is the celebrity he'd most like to meet.
- Has undergone two Tommy John surgeries, one in 2012 and another in 2021.

2022 SEASON

- Spent the season rehabbing from Tommy John surgery.

2021 SEASON

- Made Miami's Opening Day roster before being traded to Milwaukee...Made six appearances before sustaining an UCL injury on August 15...Underwent Tommy John surgery in September.

2020 SEASON

- Appeared in 17 games with Tampa Bay, going 3-0 with two saves in two opportunities and a 1.80 ERA.

POSTSEASON

- Made eight relief appearances with the Rays, including three in the World Series.
- Started the decisive Game 5 of the ALCS against Houston, allowing one run on one hit over 1.1 innings.

2019 SEASON

- Split his season between Los Angeles-AL and Philadelphia...Appeared in 13 games for the Salt Lake Bees and nine with Lehigh Valley.
- Had his contract selected by the Angels on May 31, 2019 and pitched 2.1 innings in relief in his only major league appearance.

2018 SEASON

- Appeared in 38 games for Rochester (AAA) before being recalled in September...Finished the season with six appearances with Minnesota.

2017 SEASON

- Made his major league debut with Minnesota on August 25 at Toronto...Struck out Steve Pearce in a perfect ninth inning.
- Made eight more appearances with the Twins, striking out 10 batters across 8.2 innings.

CAREER BESTS

WIN STREAK

5 wins

8/11/20-4/14/21

LOSS STREAK

1 loss

2x, last, 4/27/21

INNINGS PITCHED, GAME

2.2 innings

8/11/20, Tampa Bay at Boston

STRIKEOUTS, GAME

4 strikeouts

8/9/20, Tampa Bay vs. New York-AL

WALKS, GAME

3 walks

2x, last, 6/13/21, Miami vs. Atlanta

SCORELESS STREAK

14.2 innings

8/20/20-9/22/20

MINOR LEAGUE REVIEW

- **2017:** Made 39 appearances between Chattanooga (AA) and Rochester (AAA)...Named a Southern League mid-season All-Star and a Twins Organizational All-Star by MiLB.com...Was named Minor League Pitcher of the Week on May 27.
- **2016:** Split the season with Cedar Rapids (A) and Fort Myers (A), making 44 appearances...Played for Surprise Saguaros of the Arizona Fall League.
- **2015:** Was limited to 21 appearances after two stints on the Injured List with a right forearm strain.

- Acquired by Los Angeles-AL from Minnesota in exchange for INF Daniel Ozoria on January 15, 2019.
- Signed with Philadelphia as a minor league free agent on June 12, 2019.
- Signed with Tampa Bay as a minor league free agent on February 3, 2020.
- Acquired by Miami from Tampa Bay in exchange for INF Evan Edwards on February 17, 2021.
- On 10-Day Injured List, July 4-17, 2021, with a stiff neck.
- Acquired by Milwaukee from Miami in exchange for C Payton Henry on July 30, 2021.
- On 10-Day Injured List, August 11, 2021, with a right elbow injury...Transferred to 60-Day Injured List, August 15...Missed the rest of the season.
- Signed with the New York Mets as a free agent on April 6, 2022.
- On the 60-Day Injured List, April 6, 2022, to recover from Tommy John surgery...Missed the entire season.

BACKGROUND

- John Pickens Curtiss graduated from the University of Texas in three years with a double major in English and History.
- Was named to Capital One Academic All-America First-Team in 2014, as well as Big 12 Commissioner's Honor Roll...Was team captain his senior year.

CAREER TRANSACTIONS

- Selected by Minnesota in the sixth round of the 2014 First-Year Player Draft.

CAREER STATISTICS

YEAR	TEAM	W-L	ERA	G	GS	CG	SHO	SV	IP	H	R	ER	HR	HB	BB	SO	WP	BK
2014	Elizabethon (R)	2-1	2.30	9	6	0	0	0	31.1	33	8	8	1	0	7	41	3	0
2015	GCL Twins (R)	1-0	1.13	5	0	0	0	0	8.0	7	2	1	0	1	4	7	1	0
	Cedar Rapids (A)	3-3	6.07	16	7	0	0	2	46.0	62	33	31	10	3	10	44	3	0
2016	Cedar Rapids (A)	0-0	0.00	6	0	0	0	2	8.0	2	0	0	0	1	2	17	2	0
	Fort Myers (A)	0-2	3.06	38	0	0	0	3	53.0	42	20	18	0	2	23	68	5	0
2017	Chatanooga (AA)	2-0	0.72	21	0	0	0	13	25.0	12	3	2	0	0	12	35	3	0
	Rochester (AAA)	0-0	1.85	18	0	0	0	6	24.1	11	5	5	0	0	10	33	3	0
	MINNESOTA (AL)	0-0	8.31	9	0	0	0	0	8.2	9	8	8	2	1	2	10	2	0
2018	Rochester (AAA)	2-4	2.77	38	1	0	0	10	55.1	41	21	17	3	1	31	61	2	0
	MINNESOTA (AL)	0-1	5.68	8	0	0	0	0	6.1	8	4	4	0	0	4	7	3	0
2019	Salt Lake (AAA)	2-0	5.91	13	0	0	0	1	21.1	20	14	14	4	1	13	29	4	1
	Lehigh Valley (AAA)	0-1	10.95	9	1	0	0	0	12.1	20	15	15	5	0	9	15	0	0
	LOS ANGELES (AL)	0-0	3.86	1	0	0	0	0	2.1	2	1	1	0	0	3	1	0	0
2020	TAMPA BAY (AL)	3-0	1.80	17	3	0	0	2	25.0	21	7	5	3	2	3	25	0	0
2021	Beloit (A+)#	0-0	0.00	1	1	0	0	0	1.0	0	0	0	0	0	0	2	0	0
	MIAMI (NL)	3-1	2.48	35	2	0	0	0	40.0	34	13	11	4	1	9	40	1	0
	MILWAUKEE (NL)	0-0	12.46	6	0	0	0	0	4.1	8	8	6	2	0	3	4	0	0
2022		Did Not Pitch - Injured																
Minor League Totals		12-11	3.50	174	16	0	0	37	285.2	250	121	111	23	9	121	352	26	1
Major League Totals		6-2	3.63	76	5	0	0	2	86.2	82	41	35	11	4	24	87	6	0
#Rehab Assignment																		

CAREER PLAYOFF STATISTICS

YEAR	RND	TEAM/OPP	W-L	ERA	G	GS	CG	SHO	SV	IP	H	R	ER	HR	HB	BB	SO	WP	BK
2020	ALDS	TBR/NYY	0-0	19.29	2	0	0	0	0	2.1	6	5	5	1	0	2	2	0	0
	ALCS	TBR/HOU	0-0	2.08	4	1	0	0	0	4.1	4	1	1	1	0	2	4	0	0
	WS	TBR/LAD	1-0	2.70	3	0	0	0	0	3.1	4	1	1	1	0	1	3	0	0
Postseason Totals			1-0	6.30	9	1	0	0	0	10.0	14	7	7	3	0	5	9	0	0

CAREER FIELDING

Pos	G	PO	A	E	PCT	TC	DP
P	76	2	2	1	.929	5	2



EDWIN
DÍAZ
#39 RHP

@sugardiaz39

@SugarDiaz39

HT	6-3	WT	165	BT	R	TH	R
----	-----	----	-----	----	---	----	---

OPENING DAY AGE: 29
 BIRTHDATE: MARCH 22, 1994
 BIRTHPLACE: HUMACAO, PUERTO RICO
 RESIDES: HUMACAO, PUERTO RICO
 MAJOR LEAGUE SERVICE TIME: 6 YEARS, 121 DAYS
 SIGNED BY: NOEL SEVILLA (SEATTLE)
 HOW OBTAINED: ACQUIRED FROM SEATTLE IN A SEVEN-PLAYER DEAL ON DECEMBER 3, 2018
 CONTRACT STATUS: SIGNED THROUGH 2027 WITH A CLUB OPTION FOR 2028

★ ALL-STAR : 2018, 2022 🏆 RELIEVER OF THE YEAR: 2018 (AL), 2022 (NL) 🏆 FIRST TEAM ALL-MLB, 2022 🏆 MLB SAVES LEADER: 2018

MEET THE MET

- Is nicknamed "Sugar"...Received the moniker when his high school travel team watched the baseball movie "Sugar" and decided that Díaz resembled the Dominican title character.
- Took the mound to a live performance of his entrance song "Narco" by Australian trumpet player Timmy Trumpet in the ninth inning of the August 31, 2022 game vs. Los Angeles-NL...Tossed a perfect inning to secure a 2-1 Mets victory.
- Aided with relief following a string of earthquakes in Puerto Rico in early 2020, shopping for supplies and driving two hours across the island with members of his extended family to Peñuelas to distribute water, paper towels, toiletries and first-aid kits.
- Also helped with relief efforts in Puerto Rico after the 2017 season following Hurricane Maria, which struck the island in September 2017.
- After the 2019 season, he sent videos of his bullpen sessions to Hall of Famer Pedro Martínez...Martínez offered advice about his mechanics via FaceTime.
- Keeps an entire bucket of bubble gum in his locker.

CAREER HIGHLIGHTS

- Is the only pitcher in major league history to begin his career with four seasons with at least 50.0 innings and a strikeouts per nine innings ratio of 12.0 or better.
- Ranks second among relievers with 205 saves since 2016 and leads that group with 657 strikeouts in the last six seasons.
- Saved 57 games in 2018, tied for the second-most saves in a single season in MLB history...That season, was named the Mariano Rivera AL Reliever of the Year and earned AL All-Star honors for the first time in his career.
- Has earned Reliever of the Month a record eight times since the award was established in 2017.
- Is one of 14 pitchers with a 50-save season and one of five to lock down at least 55 saves in one season.
- Is one of 12 pitchers in MLB history with 100+ strikeouts, a sub-1.50 ERA and 30+ saves in a season.
- Is the youngest pitcher in MLB history to record a 50-save season...Had 57 saves in his age-24 season.
- Became the second fastest pitcher in MLB history to reach 100 strikeouts in a season (52.1 IP in 2022)...Only Aroldis Chapman reached the 100-strikeout mark in fewer innings (51.0 IP in 2014).
- Is one of three pitchers to rack up at least 100 saves in his first three seasons...Is eighth all-time with 205 saves through his seventh career season.
- Was the fourth-fastest pitcher to reach his 300th career strikeout (190.2 IP)...Needed just 249.0 innings to reach 400 career strikeouts, the third-fastest by any pitcher...Only Craig Kimbrel (236.1 IP) and Aroldis Chapman (238.0 IP) were faster...He reached the 500-strikeout mark in 310.0 innings, the fifth-fewest innings pitched all-time.
- Recorded his 200th career save in his 390th career game...Only Craig Kimbrel (318 games), Jonathan Papelbon (359 games) and Mariano Rivera (382 games) reached the 200-save mark in fewer games.

CAREER BESTS

WIN STREAK

2 games

4x, last, 5/29/22-present

LOSS STREAK

6 games

5/2/18-5/1/19

STRIKEOUTS, GAME

5 strikeouts

2x, last, 6/12/22 at Los Angeles-AL

LONGEST OUTING

2.2 innings

6/14/16, Seattle at Tampa Bay

MOST WALKS, GAME

4 walks

5/15/17, Seattle vs. Oakland

SCORELESS STREAK

21.0 innings

6/22/22-8/17/22

2022 SEASON

- Was named the Trevor Hoffman NL Reliever of the year...Joins Craig Kimbrel as the only pitcher to win both the Trevor Hoffman NL Reliever of the Year and the Mariano Rivera AL Reliever of the year
- Finished ninth in the NL Cy Young Award balloting and received a second place vote...Also received two votes for the NL MVP Award and finished 18th.
- Named to the NL All-Star team, his second career trip to the Midsummer Classic.
- Was a three-time NL Reliever of the Month honoree, taking home the award in June, July and August...Was the first major league relief pitcher to win the award in three consecutive months since he accomplished the feat in 2018.
- Led major league relief pitchers in strikeouts (118) and SO/9 rate (17.13)...His 17.13 SO/9 rate was the second-best in major league history in a full season behind Aroldis Chapman (17.74, 2014).
- Had the fourth-most saves in the NL and eighth-most in the majors (32)...Is the fifth pitcher in franchise history with multiple season of 30+ saves.
- Finished third in the NL and fourth in the majors among qualified relief pitchers in ERA (1.31)... Finished third in the NL and sixth in the majors among the same group in WHIP (0.86).
- Posted a career-high 21.0-inning scoreless streak from June 22-August 17...Had an 18.43 SO/9 rate, 14.33 SO/BB, a .100 opponent's average and a .249 opponent's OPS during that span...Converted all 13 save opportunities during that span.

- Joined Skip Lockwood (1976), Jeff Reardon (1980), Armando Benítez (1999, 2000) and Seth Lugo (2019) as the only Mets relief pitchers to record 100+ strikeouts in a single season...His 118 strikeouts were the second-most in a single season by a Mets relief pitcher.
- Led the majors with 18 relief appearances of three or more strikeouts...Is the most by a Mets relief pitcher in a single season.
- Closed out the Mets combined no-hitter on April, 29 vs. Philadelphia...Struck out the side on 13 pitches.
- Recorded a five-out save on June 12 at Los Angeles-AL...Tied a career-high with five strikeouts in that outing.
- Recorded his first career six-out save on August 4 vs. Atlanta.

POSTSEASON

- Threw 2.2 scoreless innings with two hits, one walk and two strikeouts across two of the three NL Wild Card Series games vs. San Diego, his first career Postseason appearances.
- Hurlled 2.2 scoreless innings in two saves vs. San Diego.

2021 SEASON

- Had a career-high five wins...Reached the 30-save mark for the third time in his career...Became the seventh Mets relief pitcher to record 30 or more saves in a single season.
- Ranked fifth in the National League and seventh in the majors with 32 saves...Was fifth in the National League and 12th in the majors among relief pitchers with 89 strikeouts.
- Did not allow a home run in his first 36 games (36.0 innings)...Was part of a streak of 49.0 innings without allowing a home run dating back to August 31, 2020.

2020 SEASON

- Had 50 strikeouts in 25.2 innings...Was third among major league relievers in strikeouts...Averaged a career-best 17.53 strikeouts per nine innings, which was third among relievers (min. 15.0 innings).
- Was second among major league relievers with a 1.75 ERA and 11th with a .191 batting average against (min. 25.0 innings).

2019 SEASON

- Struck out 99 batters in 58.0 innings...Recorded each out in an outing via strikeout 18 times.
- Notched his first save as a Met in his team debut on Opening Day at Nationals Park, preserving a 2-0 Mets victory with a strikeout.
- Had the ninth-most saves in the NL (26).

2018 SEASON

- Was named the Mariano Rivera AL Reliever of the Year and earned AL All-Star honors for the first time in his career.
- Finished eighth in the AL Cy Young Award balloting...Also received five votes for the AL MVP Award and finished 18th.
- Was a four-time AL Reliever of the Month honoree, taking the award in April, June, July and August... Was the first non-rookie to win at least four monthly awards in a season since Pedro Martínez earned four AL Pitcher of the Month honors in 1999.
- Went 57-61 (93.4 percent) in save opportunities, while posting a record of 0-4 with a 1.96 ERA (16 earned runs/73.1 innings), 124 strikeouts and 17 walks in 73 relief appearances with Seattle... Successfully converted 28 consecutive save opportunities from June 2-August 15...Was the longest streak in the majors in 2018.
- Led the majors with 57 saves, tied for the second-highest single-season total in MLB history...Only Francisco Rodríguez (62 in 2008) had more... Ranked second among relievers with 124 strikeouts.
- His 3.5 *Fangraphs* WAR was the seventh-highest by a reliever since the 2000 season.

- The Mariners went 66-0 when he entered the game with a lead...Went 61-0 in his save opportunities...Went 30-0 when he entered with a one-run lead...Díaz was 27-30 in one-run save opportunities with a 0.89 ERA (three ER/30.1 IP), 55 strikeouts and five walks...According to *STATS*, his 27 one-run saves were a single-season MLB record.
- Led AL relievers with 124 strikeouts...Struck out 44.3 percent (124 strikeouts/280 BF) of batters he faced in 2018, the second-best mark among relievers behind Milwaukee's Josh Hader.
- Was the second pitcher in MLB history to compile at least 50 saves and 100 strikeouts in the same season...Joined Eric Gagne, who did so in consecutive years (2002-2003).
- With 124 strikeouts and 17 walks, became only the 18th reliever in major league history to have a season with at least 100 more strikeouts than walks...Josh Hader (143 strikeouts, 30 walks) also accomplished the feat in 2018.
- Earned the win in the 2018 All-Star Game.

2017 SEASON

- His 34 saves were tied for fourth-most in the AL.
- Named AL Reliever of the Month for July, going 0-1 with eight saves and a 1.98 ERA (three earned runs/13.2 innings) with 21 strikeouts in 13 games.

2016 SEASON

- After becoming the closer on August 1 through the end of the season, had a major league-leading 18 saves in 21 chances with a 3.71 ERA (11 earned runs/26.2 innings) and 39 strikeouts.
- Struck out 15.33 batters per nine innings, the second-best rate among all relievers behind the Yankees' Dellin Betances (15.53) and the eighth-best mark in MLB history...Was the second-best K/9 ratio by a rookie reliever in MLB history, trailing the Dodgers' Kenley Jansen (16.10, 2011).
- Notched his first major league save and struck out three on August 2 vs. Boston.
- Recorded his first 50 career strikeouts in 25.1 innings, the fastest of any pitcher to make his MLB debut since 1893...Research courtesy of *Elias*.
- Had his contract selected from Jackson (AA) on June 4...Made his MLB debut on June 6 vs. Cleveland.

MINOR LEAGUE REVIEW

- **2015:** Was a member of the World Team at the 2015 *SiriusXM* MLB Futures Game...Among all minor league players, ranked ninth in strikeouts per nine innings (9.23) and tied for 13th in strikeouts (145).
- **2014:** Was named the top starting pitcher in Seattle's organization...Allowed two earned runs or fewer in 17 of his 24 starts.
- **2013:** Was named Appalachian League Pitcher of the Year...Led the league in ERA (1.43), WHIP (0.91) and strikeouts (79)...Was named Appalachian League Pitcher of the Week, June 24-30.
- **2012:** Began his pro career with AZL Mariners (R).

BACKGROUND

- Edwin Orlando Díaz graduated from Caguas Military Academy in 2012.
- Has organized baseball clinics for kids as part of his Edwin Díaz Baseball Academy in his hometown...Robinson Canó has participated in some of the clinics.
- After being introduced as a member of the Mets on December 4, 2018, served as one of Santa's elves during the Kids Holiday Party as part of *MetsGiving*, handing out gifts to local schoolchildren.
- As part of the Mindfulness with the Mets program, Edwin Díaz teamed up with Empire BlueCross BlueShield and Victor DeStefano to visit Longwood Preparatory Academy during the 2022 season and chat with students about how he manages stress and stays cool under pressure.
- Received the Ben Epstein/Dan Castellano Good Guy Award at the New York BBWAA Dinner on January 28, 2023, awarded to the staff member who has shown outstanding cooperation with the local media.

CAREER TRANSACTIONS

- Selected by Seattle in the third round of the 2012 First-Year Player Draft.
- Acquired by the New York Mets from Seattle along with INF Robinson Canó and cash considerations in exchange for OF Jay Bruce, RHP Anthony Swarzak, RHP Gerson Bautista, RHP Justin Dunn and OF Jarred Kelenic on December 3, 2018.
- On the Paternity List, August 4-6, 2021.

1-0 GAMES

The Mets have an all-time record of 139-126 in games that have ended with 1-0 scores. The Mets went 1-2 in 1-0 games in 2022, with their lone win coming on August 13 vs. Philadelphia. New York went 2-3 in 1-0 games in 2021, with three of those five games (including both wins) occurring in 7.0-inning doubleheader games. The Mets posted their most wins in 1-0 games in 1969, when the club went 9-5. On September 29, 1993 the Mets and Cardinals battled for 16 scoreless innings before Jeff Kent's 17th-inning double plated the game's only run. A long evening, but not a club record. That honor belongs to the 1-0 Mets loss on April 15, 1968 when the Mets and Astros went 23 scoreless innings before Houston pushed across the winning run on an infield error in the 24th inning.

CAREER STATISTICS

YEAR	TEAM	W-L	ERA	G	GS	CG	SHO	SV	IP	H	R	ER	HR	HB	BB	SO	WP	BK
2012	AZL Mariners(R)	2-1	5.21	9	1	0	0	0	19.0	12	13	11	2	5	17	20	0	0
2013	Pulaski (R)	5-2	1.43	13	13	0	0	0	69.0	45	14	11	5	4	18	79	2	0
2014	Clinton (A)	6-8	3.34	24	24	1	1	0	116.0	96	50	43	5	10	42	111	5	2
2015	Bakersfield (A)	2-0	1.70	7	7	0	0	0	37.0	21	7	7	3	4	9	42	2	0
	Jackson (AA)	5-10	4.57	20	20	0	0	0	104.1	102	56	53	5	7	37	103	2	1
2016	Jackson (AA)	3-3	2.21	16	6	0	0	1	40.2	32	13	10	3	2	7	54	2	1
	SEATTLE (AL)	0-4	2.79	49	0	0	0	18	51.2	45	16	16	5	3	15	88	6	1
2017	SEATTLE (AL)	4-6	3.27	66	0	0	0	34	66.0	44	28	24	10	3	32	89	3	1
2018	SEATTLE (AL)	0-4	1.96	73	0	0	0	57	73.1	41	17	16	5	6	17	124	3	1
2019	METS	2-7	5.59	66	0	0	0	26	58.0	58	36	36	15	4	22	99	3	0
2020	METS	2-1	1.75	26	0	0	0	6	25.2	18	6	5	2	2	14	50	1	0
2021	METS	5-6	3.45	63	0	0	0	32	62.2	43	27	24	3	9	23	89	5	1
2022	METS	3-1	1.31	61	0	0	0	32	62.0	34	9	9	3	2	18	118	2	0
Minor League Totals		23-24	3.15	89	71	1	1	1	386.0	308	153	135	23	32	130	409	13	4
Major League Totals		16-29	2.93	404	0	0	0	205	399.1	283	139	130	43	29	141	657	23	4

CAREER PLAYOFF STATISTICS

YEAR	RND	TEAM/OPP	W-L	ERA	G	GS	CG	SHO	SV	IP	H	R	ER	HR	HB	BB	SO	WP	BK
2022	NLWC	NYM VS. SD	0-0	0.00	2	0	0	0	0	2.2	2	0	0	0	0	1	2	0	0

ALL-STAR GAME

YEAR	LEAGUE/SITE	W-L	ERA	G	GS	CG	SHO	SV	IP	H	R	ER	HR	HB	BB	SO	WP	BK
2018	AL/WASHINGTON	1-0	18.00	1	0	0	0	0	1.0	1	2	2	1	0	1	2	0	0

WORLD BASEBALL CLASSIC

YEAR	CLUB	W-L	ERA	G	GS	CG	SHO	SV	IP	H	R	ER	HR	HB	BB	SO	WP	BK
2017	Puerto Rico	1-0	3.38	4	0	0	0	2	5.1	2	2	2	0	0	4	9	0	0

CAREER FIELDING

POS	G	PO	A	E	PCT	TC	DP
P	404	15	20	3	.921	38	0





EDUARDO ESCOBAR

#10 INF

@eduardoescobar5

@escobardelapica

HT	5-10	WT	193	BT	S	TH	R
----	------	----	-----	----	---	----	---

OPENING DAY AGE: 34
 BIRTHDATE: JANUARY 6, 1989
 BIRTHPLACE: LA PICA, VENEZUELA
 RESIDES: SCOTTSDALE, AZ
 MLB SERVICE TIME: 10 YEARS, 128 DAYS
 SIGNED BY: CHICAGO-AL
 HOW OBTAINED: SIGNED AS A FREE AGENT ON DECEMBER 1, 2021
 CONTRACT STATUS: SIGNED THROUGH 2023

★ ALL-STAR : 2021

MEET THE MET

- Is a fan of the Brazilian steakhouse, Fogo de Chão, and commonly uses #FogoPower on social media in reference to hitting home runs...Visited the restaurant shortly after signing with the Mets... Hosted fundraiser dinners at the Scottsdale location in 2018 and 2019, with proceeds benefiting the Eduardo Escobar Foundation.
- Took the entire Mets travel party to Fogo de Chao prior to the 2022 season opener in Washington, D.C.
- Started the Eduardo Escobar Foundation to provide food, medical supplies, basic necessities and baseball equipment in Venezuela.
- Changes his cleats after each bad at-bat...Has approximately 15 pairs of cleats in his locker at any given time.
- Has five children, four sons, Eduardo Jr., Raul, Jose Emmanuel and Diego, and a daughter, Isadora.
- Is childhood friends with Miguel Cabrera.
- His mom wanted him to study instead of playing baseball, so she would hide his equipment to prevent him from playing.
- Snuck out of school during recess to watch the Tigres de Aragua play at their nearby ballpark.
- Pitched as a teenager until he tried out for the White Sox as a shortstop in Caracás in December of 2006.
- Is afraid of cats...Did not let this interfere with his relationship with the D-backs mascot, Baxter, during his years in Arizona.
- Frequently listens to American music to help improve his English.
- Was one of six finalists for MLB's 2017 Marvin Miller Man of the Year.
- Was discovered at 19 years old by former White Sox manager Ozzie Guillén while taking grounders on a back field in Tucson, Arizona...Guillén stopped by on a day off in May to watch his son, Oney, who had been playing shortstop ahead of Escobar... Guillén, also from Venezuela, convinced the White Sox to not release Escobar and send him from the Venezuelan Summer League to an affiliate in the United States...He also had the club send Escobar to instructional camp in Arizona to keep him out of his dangerous home neighborhood of La Pica...Ozzie had Oney look after Eduardo in the minor leagues and was his roommate for several years.

CAREER HIGHLIGHTS

- Named NL Player of the Month for September of 2022, his first career monthly honor.
- Named NL Player of the Week for April 22-28, 2019...Was his second career weekly award, also earning the AL Player of Week award for June 4-10, 2018.
- Has appeared in a major league game at all nine defensive positions...Pitched 1.0 inning in 2016, caught one frame in 2017 and played first base for the first time in 2021...Played one game in center field in 2014 and one game in right field in 2015.

CAREER BESTS

HITS, GAME

5 hits

2x, last, 6/13/17, Minnesota vs. Seattle

HOME RUNS, GAME

2 home runs

10x, last, 9/10/21, Milwaukee at Cleveland

LEADOFF HR

None

WALK-OFF HOME RUNS

1 walk-off home run

9/25/18, Arizona vs. Los Angeles-NL (Kenta Maeda)

PINCH-HIT HOME RUNS

1 pinch-hit home run

6/23/21, Arizona vs. Milwaukee (Devin Williams)

RBI, GAME

7 RBI

2x, last, 5/15/21, Arizona vs. Washington

STOLEN BASES, GAME

1 stolen base

21x, last, 4/8/21, Arizona at Colorado

HITTING STREAK

11 games

9/27/18-3/28/19

GRAND SLAMS

1 grand slam

9/23/22 at Oakland (Cole Irvin)

2022 SEASON

- Named NL Player of the Month for September, slashing .340/.393/.649 with 33 hits, four doubles, one triple, eight home runs, 24 RBI, nine walks and 16 runs scored across 26 games.
- Finished among NL leaders in September in batting average (second), SLG (first), OBP (fourth), OPS (1.042, first), hits (tied second) and home runs (third).
- Drove in six runs while hitting for the cycle for the first time in his career on June 6 at San Diego.
- Launched his first career grand slam on September 23 at Oakland.
- Tallied his sixth career walk-off RBI and second of the season on September 28 vs. Miami while driving in all five of the Mets' runs in a 5-4, extra-inning victory.

POSTSEASON

- Slugged his first career Postseason home run in Game 1 of the NL Wild Card Series on October 7 vs. San Diego.

2021 SEASON

- Named to his first All-Star team and went 1-1, playing third base in the Midsummer Classic.
- Traded to Milwaukee from Arizona on July 28 for OF Cooper Hummel and INF Alberto Ciprian.
- Recorded 20+ homers for the fourth time in his career and 90 or more RBI for the second time.
- Matched a career-high seven RBI on May 15 vs. Washington with Arizona...Finished 3-5 with three runs and two home runs.

POSTSEASON

- Batted .300 (3-10) in Milwaukee's NLDS loss to the eventual World Series Champion Atlanta Braves.

2020 SEASON

- His swing and miss percentage dropped from 24.8 in 2019 to 21.6 in 2020, his lowest mark since 2016 with Minnesota (19.5).

2019 SEASON

- Posted career-highs with 171 hits, 10 triples, 35 homers, 118 RBI, 94 runs, 158 games, a .511 SLG and .831 OPS.
- Ranked among NL leaders in several offensive categories, including triples (first), RBI (tied for fourth), multi-hit games (tied for sixth, 50), 3+ hit games (tied for eighth, 14) and extra-base hits (tied for 10th, 74).
- Became the fourth switch-hitter in major league history to record a season with 30 or more home runs, 20 or more doubles and 10 or more triples, joining Ripper Colins (1934), Mickey Mantle (1955) and Jimmy Rollins (2007).

- Joined Ketel Marte as the first NL teammates with 10+ homers from both sides of the plate in a season...Courtesy of *Sportradar*.
- Set a career-high with his 24th home run off former Twins' teammate Brian Dozier on Aug. 3, 2019 vs. Washington...The duo played parts of seven seasons with Minnesota from 2012-18... Escobar then hosted Dozier for dinner at his home following the game.
- Stole home for the first time in his career on June 22, 2019 vs. San Francisco as part of a double steal.

2018 SEASON

- Batted a career-high .324 (44-for-136) with RISP, including a .390 clip (39-for-100) with Minnesota.
- Led all third basemen with a .983 fielding pct. (five E in 299 TC) and the best fielding mark at that position since Miami's Plácido Polanco in 2013 (.990).
- Ranked second in the majors with 48 doubles.
- Registered two multi-homer games, May 4 at Chicago-AL and June 1 vs. Cleveland.
- Hit his first career walk-off homer on September 25 vs. Los Angeles-NL (fourth career walk-off hit).

2017 SEASON

- Tied a career-high with five hits in Minnesota's 20-7 win over Seattle on June 13.
- Made his first career appearance as a catcher on June 6 at Seattle...Catcher Chris Gimenez was pitching.

POSTSEASON

- Made his postseason debut in the AL Wild Card game October 3 at New York-AL, going 2-4.

2016 SEASON

- Made his first career pitching appearance on August 11 vs. Houston (Game 1), threw 1.0 scoreless inning with one hit allowed.

2015 SEASON

- Recorded his third career walk-off hit and second of his career as a Twin on August 11 vs. Texas off Spencer Patton.
- Recorded his first career two-homer game on August 26 at Tampa Bay, both as a left-handed batter...Scored a run in 12 straight games August 20-September 3, tied with Colorado's Nolan Arenado for the longest in MLB in 2015.

2014 SEASON

- Recorded a career-high five hits on August 22 vs. Detroit, falling a double short of the cycle.
- Given the Charles O. Johnson Award for Twins Most Improved Player as voted on by the Twin Cities Chapter of the BBWAA.

2013 SEASON

- Hit a walk-off two-run double on April 3 vs. Detroit, giving Minnesota the 3-2 victory and his second career walk-off hit.
- Hit his first career home run on April 9 at Kansas City, a solo shot off Jeremy Guthrie.

2012 SEASON

- Made Chicago-AL's Opening Day roster, the first of his career...Entered the season ranked 10th-best prospect and best defensive infielder in the White Sox organization for third straight season by *Baseball America*.

2011 SEASON

- Spent the majority of season with Triple-A Charlotte (Chicago-AL).
- Recalled on September 3 and made his major league debut that night at Detroit...Entered the game as a defensive replacement at shortstop and picked up his first major league hit, a single off Justin Verlander.

MINOR LEAGUE REVIEW

- **2010:** Named to mid-season and postseason Carolina League All-Star teams...Named best defensive shortstop in the Carolina League by *Baseball America*...Appeared in 28 games with Peoria Saguaros in the Arizona Fall League, named to the AFL West Division Rising Stars team.
- **2008:** Began the season with Great Falls (R) before being promoted to Kannapolis (A), batting .281 (75-267) in 66 combined games.
- **2007:** Spent the entire season with the Dominican Summer League White Sox.
- **2006:** Made his professional debut with the Venezuelan Summer League White Sox.

BACKGROUND

- Eduardo Jose Escobar signed with Chicago-AL as a non-drafted free agent in Venezuela when he was 17.
- Was Minnesota's 2016 Carl R. Pohlad Award winner for Outstanding Community Service.

CAREER TRANSACTIONS

- Signed by Chicago-AL as a non-drafted free agent on January 28, 2006.
- Acquired by Minnesota from Chicago-AL along with LHP Pedro Hernández in exchange for LHP Francisco Liriano on July 28, 2012.
- On the 15-Day Disabled List, May 7-23, 2016, with a strained left groin.
- Acquired by Arizona from Minnesota in exchange for RHP Jhoan Durán, OF Ernie De La Trinidad and OF Gabriel Maciel on July 28, 2018.
- Signed by Arizona as a free agent to a three-year contract on October 22, 2018.
- Acquired by Milwaukee from Arizona in exchange for OF Cooper Hummel and INF Alberto Ciprian on July 28, 2021.
- On the 10-Day Injured List, August 24-September 3, 2021, with a strained right hamstring.
- Signed by the Mets to a two-year contract with a club option for 2024 on December 1, 2021.
- On the 10-Day Injured List, August 16-27, 2022, with a left oblique strain.

HIT FOR THE CYCLE

NEW YORK METS

Player	Opponent	Date	At-Bats
Jim Hickman	vs. St. Louis	8/7/63	1B, 2B, 3B, HR, FO
Tommie Agee	vs. St. Louis	7/6/70	FO, 1B, HR, 2B, 3B
Mike Phillips	at Chicago	6/25/76	K, 2B, 3B, HR, 1B
Keith Hernandez	at Atlanta (19)	7/4/85	2B, LO, 3B, FO, HR, FO, 1B, BB, GO, FO, GO
Kevin McReynolds	at St. Louis	8/1/89	2B, GO, HR, 1B, 3B
Alex Ochoa	at Philadelphia	7/3/96	1B, 3B, 2B, HR, 2B
John Olerud	vs. Montreal	9/11/97	2B, 1B, FO, HR, 3B
Eric Valent	at Montreal	7/29/04	1B, 2B, HR, 3B, BB
Jose Reyes	vs. Cincinnati	7/21/06	HR, 2B, 3B, K, 1B
Scott Hairston	at Colorado	4/27/12	1B, HR, 3B, 2B, K
Eduardo Escobar	at San Diego	6/6/22	1B, 2B, FO, HR, 3B

OPPONENTS

Player	Opponent	Date	At-Bats
Wes Parker	vs. Los Angeles	5/7/70	2B, GO, HR, 1B, 3B
Ray Lankford	at St. Louis	9/15/91	2B, 1B, 3B, HR
Vladimir Guerrero	at Montreal	9/14/03	2B, 1B, 3B, HR

CAREER STATISTICS

YEAR	TEAM	AVG	G	AB	R	H	2B	3B	HR	RBI	SH	SF	HBP	BB	SO	SB	CS	SLG	OBP	E
2006	VSL O's/White Sox (R)	.236	48	123	21	29	3	1	0	17	6	1	1	14	25	7	6	.276	.317	9
2007	DSL White Sox2 (R)	.291	64	247	56	72	5	4	0	18	6	2	5	22	45	19	14	.344	.359	17
2008	Great Falls	.417	6	24	6	10	2	1	1	4	0	1	1	2	3	1	1	.708	.464	1
	Kannapolis (A)	.267	60	243	37	65	6	1	0	22	8	2	0	13	65	4	3	.300	.302	10
2009	Kannapolis (A)	.256	128	464	64	119	10	7	3	41	17	3	1	29	91	20	6	.328	.300	23
2010	Winston-Salem (A)	.285	87	368	57	105	18	8	3	39	11	4	2	23	76	8	5	.402	.327	15
	Birmingham (AA)	.262	49	202	22	53	8	3	3	22	5	0	0	9	35	3	0	.376	.294	10
2011	Charlotte (AAA)	.265	137	490	55	130	23	4	4	49	14	4	1	27	105	13	8	.353	.303	19
	CHICAGO (AL)	.286	9	7	0	2	0	0	0	0	0	0	0	0	0	0	0	.286	.286	0
2012	CHICAGO (AL)	.207	36	87	14	18	4	1	0	3	1	0	0	9	23	2	0	.276	.281	2
	Rochester (AAA)	.217	35	138	19	30	3	3	1	9	4	1	0	8	26	3	1	.304	.259	3
	MINNESOTA (AL)	.227	14	44	4	10	0	0	0	6	1	1	1	2	8	1	0	.227	.271	0
2013	MINNESOTA (AL)	.236	66	165	23	39	5	2	3	10	2	1	0	11	34	0	2	.345	.282	7
	Rochester (AAA)	.307	43	166	22	51	16	2	4	27	1	1	3	17	37	6	2	.500	.380	6
2014	MINNESOTA (AL)	.275	133	433	52	119	35	2	6	37	4	2	2	24	93	1	1	.406	.315	9
2015	MINNESOTA (AL)	.262	127	409	48	107	31	4	12	58	2	5	2	28	86	2	3	.445	.309	6
2016	MINNESOTA (AL)	.236	105	352	32	83	14	2	6	37	2	1	1	21	72	1	3	.338	.280	10
	Ft. Myers (A)#	.364	3	11	1	4	1	1	0	0	0	0	0	1	1	0	0	.636	.417	0
2017	MINNESOTA (AL)	.254	129	457	62	116	16	5	21	73	1	3	5	33	98	5	1	.449	.309	6
2018	MINNESOTA (AL)	.274	97	368	45	101	37	3	15	63	0	3	3	34	91	1	3	.514	.338	4
	ARIZONA (NL)	.268	54	198	30	53	11	0	8	21	0	5	2	18	35	1	1	.444	.327	2
2019	ARIZONA (NL)	.269	158	636	94	171	29	10	35	118	0	10	3	50	130	5	1	.511	.320	7
2020	ARIZONA (NL)	.212	54	203	22	43	7	3	4	20	0	2	2	15	41	1	0	.335	.270	8
2021	ARIZONA (NL)	.246	98	370	50	91	14	3	22	65	0	1	0	29	85	1	0	.478	.300	9
	MILWAUKEE (NL)	.268	48	179	27	48	12	2	6	25	0	0	1	19	39	0	0	.458	.342	3
2022	METS	.240	136	495	58	119	26	4	20	69	0	6	1	40	129	0	2	.430	.295	12
	Brooklyn (A)#	.286	2	7	1	2	0	0	0	1	0	0	0	0	1	0	0	.286	.286	0
Major League Totals		.254	1264	4403	561	1120	241	41	158	605	13	40	23	333	965	21	17	.435	.308	85
Minor League Totals		.270	662	2483	361	670	95	35	19	249	72	19	14	165	510	84	46	.359	.317	113

CAREER PITCHING

YEAR	TEAM	W-L	ERA	G	GS	CG	SHO	SV	IP	H	R	ER	HR	HB	BB	SO	WP	BK
2016	MINNESOTA (AL)	0-0	0.00	1	0	0	0	0	1.0	1	0	0	0	0	0	0	0	0

CAREER PLAYOFF STATISTICS

YEAR	RND	TEAM/OPP	AVG	G	AB	R	H	2B	3B	HR	RBI	SH	SF	HBP	BB	SO	SB	CS	SLG	OBP	E
2017	ALWC	MIN vs. NYY	.500	1	4	0	2	0	0	0	0	0	0	0	0	0	0	0	.500	.500	0
2021	NLDS	MIL vs. ATL	.300	4	10	0	3	1	0	0	0	0	0	0	5	0	0	0	.400	.300	0
2022	NLWC	NYM vs. SD	.333	3	9	2	3	1	0	1	2	0	0	0	2	3	0	0	.778	.455	0
Postseason Totals			.348	8	23	2	8	2	0	1	2	0	0	0	2	8	0	0	.565	.400	0

ALL-STAR GAMES

YEAR	LEAGUE/SITE	AVG	G	AB	R	H	2B	3B	HR	RBI	SH	SF	HBP	BB	SO	SB	CS	SLG	OBP	E
2021	NL/Los Angeles -NL	1.000	1	1	0	1	0	0	0	0	0	0	0	0	0	0	0	1.000	1.000	0

CAREER FIELDING

POS	G	PO	A	E	PCT	TC	DP
P	1	0	0	0	--	0	0
C	1	0	0	0	--	0	0
1B	18	79	7	0	1.000	86	7
2B	139	177	255	2	.995	434	57
3B	731	380	1123	57	.963	1560	129
SS	329	391	787	25	.979	1203	190
OF	45	67	6	1	.986	74	1

ESCOBAR, EDUARDO



ZACH GREENE

#65 RHP

@blue_greene
@zachbluegreene

HT	6-1	WT	215	BT	R	TH	R
----	-----	----	-----	----	---	----	---

OPENING DAY AGE: 26
 BIRTHDATE: AUGUST 29, 1996
 BIRTHPLACE: JACKSONVILLE, FL
 RESIDES: JACKSONVILLE, FL
 MLB SERVICE TIME: 0 YEARS, 0 DAYS
 SIGNED BY: NEW YORK-AL
 HOW OBTAINED: METS 2022 RULE 5 DRAFT PICK
 CONTRACT STATUS: SIGNED THROUGH 2023

MEET THE MET

- Enters the 2023 season as the No. 26 prospect in the Mets organization, per *MLB Pipeline*.
- Wore uniform No. 41 in college and started watching film of Tom Seaver because he has a similar drop-and-drive delivery.
- His middle name is Blue.
- Has two siblings, a brother and a sister...His sister lives in Washington, D.C. and his brother is a firefighter in their hometown of Jacksonville, Florida...If Zach were not pitching professionally, he would also want to be a firefighter with his brother.
- Is a big reader...He especially enjoys the *Game of Thrones* books by George R. R. Martin.
- Promised his agent he'd show up to the field in a suit with a 'Hello Kitty' backpack when he makes his debut.

MINOR LEAGUE REVIEW

- **2022:** Went a perfect 9-0 while posting a 3.42 ERA (26 earned runs/68.1 innings) with 96 strikeouts in 48 appearances (four starts) for Scranton/Wilkes-Barre (AAA).
- **2021:** Began the year with Hudson Valley (A+) before earning a permanent promotion to Somerset (AA) on June 15...Combined to go 4-7 with a 3.17 ERA (21 earned runs/59.2 innings)...

Following the conclusion of the season, was named an Arizona Fall League Rising Star with the Surprise Saguaros.

- **2019:** Spent the majority of the season with GCL Yankees East, going 1-1 with a 1.69 ERA (three earned runs/16.0 innings) in 12 outings...His five saves were tied for second in the GCL.

BACKGROUND

- Zachary Blue Greene graduated from Atlantic Coast High School in Florida before attending UNC-Asheville (2016) and St. Johns River Community College (2017)...Finished his collegiate baseball career at the University of South Alabama (2018-19).
- Was named second-team All-America by the NCBWA and third-team All-America by *D1Baseball.com* as a senior.
- Was originally selected by Miami in the 15th round of the 2018 First-Year Player Draft, but did not sign.

CAREER TRANSACTIONS

- Selected by New York-AL in the eighth round of the 2019 First-Year Player Draft.
- Selected by the New York Mets in the Rule 5 Draft on December 7, 2022.

CAREER STATISTICS

YEAR	TEAM	W-L	ERA	G	GS	CG	SHO	SV	IP	H	R	ER	HR	HB	BB	SO	WP	BK
2019	GCL Yankees East (R)	1-1	1.69	12	0	0	0	5	16.0	11	5	3	0	0	4	22	0	0
	Staten Island (A)	0-0	0.00	2	0	0	0	0	2.0	0	0	0	0	1	0	2	0	0
2021	Hudson Valley (A+)	2-2	2.21	9	0	0	0	1	20.1	6	7	5	2	2	8	33	1	1
	Somerset (AA)	2-5	3.66	25	0	0	0	2	39.1	33	19	16	4	2	13	58	0	0
2022	Scranton/WB (AAA)	9-0	3.42	48	4	0	0	0	68.1	51	33	26	11	0	32	96	1	1
Minor League Totals		14-8	3.08	96	4	0	0	8	146.0	101	64	50	17	5	57	211	2	2



CONNOR GREY
 #94 RHP
 NON-ROSTER WHITE
 @connorgrey12
 @Connor7Grey

HT	6-0	WT	186	BT	R	TH	R
----	-----	----	-----	----	---	----	---

OPENING DAY AGE: 28
 BIRTHDATE: MAY 6, 1994
 BIRTHPLACE: FREWSBURG, NY
 RESIDES: FREWSBURG, NY
 MLB SERVICE TIME: 0 YEARS, 0 DAYS
 SIGNED BY: DENNIS SHEEHAN (ARIZONA)
 HOW OBTAINED: SIGNED AS A MINOR LEAGUE FREE AGENT ON JANUARY 11, 2023
 CONTRACT STATUS: SIGNED THROUGH 2023

MEET THE MET

- Attended St. Bonaventure University in Allegany, New York.
- Planned to attend medical school and become an allergist if baseball did not work out...Took the MCAT before the 2016 Draft.

MINOR LEAGUE REVIEW

- **2022:** Led Syracuse in strikeouts (88), starts (24), and innings pitched (104.1)
- **2021:** Signed by the Mets to a minor league contract.
- **2018:** Earned California League Pitcher of the Week three times for the weeks ending April 22, August 12 and September 3.
- **2017:** Named the Midwest League Pitcher of the Week for the week ending September 4, as he threw Kane County's first perfect game in their history...Was named the Northwest League Pitcher of the Week for the week ending July 2.
- **2016:** Made his pro debut for Missoula (R).

BACKGROUND

- Connor Grey graduated from Frewsburg (NY) High School before attending St. Bonaventure University.

CAREER TRANSACTIONS

- Selected by Arizona in the 20th round of the 2016 First-Year Player Draft.
- Signed by the Mets as a minor league free agent on June 17, 2021.
- Re-signed by the Mets as a minor league free agent on January 11, 2023.

CAREER STATISTICS

YEAR	TEAM	W-L	ERA	G	GS	CG	SHO	SV	IP	H	R	ER	HR	HB	BB	SO	WP	BK
2016	Missoula (R)	4-2	4.47	9	9	0	0	0	50.1	50	25	25	6	4	16	37	1	0
	Hillsboro (A)	0-0	0.00	6	0	0	0	0	9.2	4	0	0	0	0	2	14	0	0
2017	Hillsboro (A)	6-2	2.74	8	8	0	0	0	46.0	35	16	14	4	4	5	41	2	0
	Kane County (AA)	3-1	2.11	7	7	2	1	0	47.0	36	14	11	2	1	1	39	1	0
	Visalia (A)	0-1	7.36	1	1	0	0	0	3.2	3	3	3	0	0	2	3	0	0
2018	Reno (AAA)	0-0	6.75	2	1	0	0	0	6.2	7	5	5	1	1	1	8	0	0
	Visalia (A)	10-9	4.54	27	27	0	0	0	140.2	154	92	71	21	7	38	131	2	0
2019	Visalia (A)	2-1	3.32	7	0	0	0	0	19.0	20	8	7	0	0	1	16	0	0
	Jackson (AA)	2-0	2.93	10	3	0	0	0	30.2	30	12	10	3	1	11	23	0	0
	Reno (AAA)	0-1	7.39	7	1	0	0	0	15.1	26	16	16	4	0	12	12	1	0
2021	Brooklyn (A)	1-1	3.22	4	4	0	0	0	22.1	14	11	8	2	2	10	25	1	0
	Binghamton (AA)	1-4	4.55	7	5	0	0	0	31.2	31	18	16	3	5	6	37	2	0
2022	Syracuse (AAA)	5-6	6.38	26	24	0	0	0	104.1	131	77	74	12	7	43	88	5	0
Minor League Totals		34-28	4.44	121	90	2	1	0	527.1	541	297	260	58	32	148	474	15	0

GREY, CONNOR



Luis GUILORME

#13 INF

@guillorme13

@guillorme13

HT	5-10	WT	190	BT	L	TH	R
----	------	----	-----	----	---	----	---

OPENING DAY AGE: 28
 BIRTHDATE: SEPTEMBER 27, 1994
 BIRTHPLACE: CARAÇAS, VZ
 RESIDES: DAVIE, FL
 MLB SERVICE TIME: 3 YEARS, 167 DAYS
 SIGNED BY: MIKE SILVESTRI
 HOW OBTAINED: METS 10TH-ROUND PICK IN THE 2013 FIRST-YEAR PLAYER DRAFT
 CONTRACT STATUS: FREE AGENT AFTER 2026

MEET THE MET

- Plays video games in his spare time...Is an avid shoe collector, especially New Balance sneakers.
- Hosted the Swing into Spring Training 5K race at Clover Park on February 12, 2023...His father, Luis Sr., completed the race in 33 minutes and 22 seconds.
- Fishes in the offseason...Catches bass in the St. Lucie River.
- During 2017 Spring Training, he caught a bat in mid-air in the dugout after it slipped out of Adeiny Hechavarria's hand...The video went viral and ended up as a *SportsCenter* Top Play...Had another memorable Spring Training moment when he worked a 22-pitch walk against Jordan Hicks on March 14, 2021 at Clover Park.
- Played for Spain during the 2016 World Baseball Qualifier at Rod Carew Stadium in Panama City, Panama...Went 1-7 with one RBI and two walks in two games.

2022 SEASON

- Set career-high marks in games played (102), at-bats (297), runs (33), RBI (17), hits (81), doubles (12), home runs (2), walks (34) and extra-base hits (15).
- Batted .365 (31-85) in 33 games in April-May, the highest mark during that span (min. 80 PA).
- Batted .268 (75-280) with a .349 OBP in 83 starts...Went 6-17 (.353) with a .389 OBP in 19 games off the bench.
- Reached base safely in a career-high 18 games from April 17-May 22.
- Both of his home runs came off of Atlanta's Darren O'Day.

POSTSEASON

- Struck out in his lone plate appearance of the NL Wild Card Series vs. SD (Game 1).

2021 SEASON

- Had a .384 OBP in 36 starts...Boasted a .414 OBP with RISP.
- Whiffed as often as he walked (23 BB, 23 K)...Only three other players had at least 100 plate appearances and did not strike out more often than they walked: Juan Soto, Yasmani Grandal and Tony Kemp.

2020 SEASON

- Batted .409 (18-44) with a 1.013 OPS as a starter.
- Hit .367 (18-49) vs. right-handers, the second-highest average in the NL and the fifth-highest in the majors (min. 50 PA vs. RHP).
- Finished tied for 12th in the NL with a .389 (7-18) average with runners in scoring position (min. 20 PA with RISP).

CAREER BESTS

HITS, GAME

3 hits

4x, 7/10/22 vs. Miami

HOME RUNS, GAME

1 home run

4x, last, 7/11/22 at Atlanta

MULTI-HR GAMES

None

LEADOFF HR

None

INSIDE-THE-PARK HR

None

WALK-OFF HOME RUNS

None

PINCH-HIT HOME RUNS

1 pinch-hit home run

8/10/19 vs. Washington (F. Rodney)

RBI, GAME

2 RBI

6x, last, 7/11/22 at Philadelphia

STOLEN BASES, GAME

1 stolen base

4x, last, 5/19/22 vs. St. Louis

HITTING STREAK

9 games

8/9-9/16/22

GRAND SLAMS

None

- Pitched a scoreless ninth inning in the Mets' 16-4 setback on August 10 vs. Washington...Was the first Mets position player to pitch since July 31, 2018 (José Reyes).

2019 SEASON

- Had six stints with the Mets: Opening Day-April 15, April 22-26, May 23-25, June 11 (26th man), July 2-19 and August 5 through the end of the season.
- Hit his first major league home run in his 100th at-bat, a pinch-hit, game-tying solo shot in the eighth inning vs. Washington on August 10.

2018 SEASON

- Made his major league debut as a pinch-runner and scored a run in the Mets' 3-1 win over Philadelphia on May 11...Was the second Met in team history to score a run in his debut without an at-bat (Steve Bieser, April 1, 1997 at San Diego).
- Collected his first major league hit with a pinch-hit single on May 13 at Philadelphia...Drove in his first run on May 15 vs. Toronto.
- Made his first MLB start on May 16 vs. Toronto...Went 1-3 and became the first Mets player since Steven Matz (June 28, 2015) to start his career 3-3.

MINOR LEAGUE REVIEW

- **2019:** Batted .307 (70-228) with an .864 OPS in 69 games with Syracuse (AAA).

- **2018:** Appeared in 69 games with Las Vegas (AAA), batting .304 (75-247) with 20 extra-base hits.
- **2017:** Was named an Eastern League mid-season and Postseason All-Star...Won the Mets Sterling Award, symbolic of the Most Valuable Player at Binghamton (AA)...Was the toughest player in the EL to strike out, once every 10.15 plate appearances.
- **2016:** Appeared in 72 games at shortstop and 52 games at second base with St. Lucie (A).
- **2015:** Named the South Atlantic League's Most Valuable Player and a SAL Postseason All-Star...Was the Mets Sterling Award winner at Savannah (A).

BACKGROUND

- Luis Miguel Guillorme [gee-YOR-may] graduated from Coral Springs Charter High School (FL) where he played four years of baseball.
- Participated in a youth baseball futures clinic at Hinton Park with fellow Sterling Award winners in September, 2015.

CAREER TRANSACTIONS

- Selected by the New York Mets in the 10th round of the 2013 First-Year Player Draft.
- On the 10-Day Injured List, August 1-August, 31, 2021, with a strained left hamstring.
- On the 10-Day Injured List, August 15-September, 12, 2022 with a left groin strain.

WALK-OFF WINS, CONSECUTIVE GAMES

Dates/Opponent(s)	Walk-Off Events
May 7-8, 2010 vs. San Francisco%	Rod Barajas home run/Henry Blanco home run
September 20-21, 2005 vs. Florida	Mike Jacobs single/Miguel Cairo single
June 18-19, 2004 vs. Detroit^	Mike Cameron home run/Mike Cameron single
July 28-29, 2001 vs. Philadelphia%	Robin Ventura home run/Mike Piazza
April 3-4, 1998 vs. Pittsburgh	Rey Ordóñez reached on error/Rich Becker single
July 30 (2)-July 31, 1996 vs. Pittsburgh%	Todd Hundley home run/Chris Jones home run
May 8-9, 1992 vs. Los Angeles-NL	Rodney McCray single/Dave Magadan home run
April 22-23, 1992 vs. St. Louis	Eddie Murray home run/Daryl Boston hit by pitch
May 13-14, 1989 vs. San Diego	Dave Magadan single/Mark Carreon reached on error
April 9-11, 1985 vs. St. Louis	Gary Carter home run/Danny Heep walk
July 23-24, 1984 vs. St. Louis	Wally Backman single/Keith Hernandez single
July 31, 1983 vs. Pittsburgh*	Bob Bailor single/George Foster fielder's choice
July 25-26, 1983 vs. Atlanta	George Foster double, Mookie Wilson home run
May 9-10, 1982 vs. San Francisco/San Diego	Rusty Staub home run/Bob Bailor double
May 18-19, 1978 vs. Atlanta/Philadelphia	Steve Henderson single/Willie Montañez single
August 21-22, 1973 vs. Los Angeles-NL^	John Milner single/John Milner single
August 28 (2)-August 29, 1971 vs. Los Angeles-NL	Cleon Jones home run/Tommie Agee single
June 19 (2)-June 20, 1971 vs. Philadelphia	Donn Clendenon home run/Duffy Dyer single
April 10-11, 1971 vs. Cincinnati^	Wild pitch (Jerry Grote AB)/Jerry Grote home run
May 20-21, 1968 vs. Pittsburgh	Ed Charles home run/Ken Boswell single
September 22 (2)-September 23, 1967 vs. Houston^	Jerry Buchek home run/Jerry Buchek single
August 23, 1964 vs. Chicago-NL*	Ed Kranepool single/Charley Smith single
July 16-17, 1963 vs. Houston/San Francisco	Norm Sherry single/Joe Hicks home run
June 2, 1963 vs. Pittsburgh*	Ron Hunt reached on error/Jim Hickman home run
May 8-9, 1963 vs. Philadelphia	Ed Kranepool double/Wild pitch (Cliff Cook AB)
May 15-16, 1962 vs. Chicago-NL	Hobie Landrith walk/Félix Mantilla single
May 12, 1962 vs. Milwaukee*%	Hobie Landrith home run/Gil Hodges home run

%both home runs ^same player *doubleheader sweep

CAREER STATISTICS

YEAR	TEAM	AVG	G	AB	R	H	2B	3B	HR	RBI	SH	SF	HBP	BB	SO	SB	CS	SLG	OBP	E
2013	GCL Mets (R)	.258	41	159	22	41	4	0	0	11	4	0	2	17	17	6	4	.283	.337	8
2014	Kingsport (R)	.282	57	238	38	67	10	0	0	17	6	0	3	17	28	6	4	.324	.337	15
	Savannah (A)	.333	3	9	2	3	0	0	0	0	1	0	0	1	0	0	0	.333	.400	1
2015	Savannah (A)	.318	122	446	67	142	16	0	0	55	16	4	2	54	70	18	8	.354	.391	15
2016	St. Lucie (A)	.263	123	441	47	116	16	2	1	46	13	3	4	43	63	4	2	.315	.332	18
2017	Binghamton (AA)	.283	128	481	70	136	20	0	1	43	2	2	1	72	55	4	3	.331	.376	12
2018	Las Vegas (AAA)	.304	69	247	41	75	15	2	3	33	2	1	1	30	39	2	1	.417	.380	9
	METS	.209	35	67	4	14	2	0	0	5	0	0	0	7	3	1	0	.239	.284	1
2019	METS	.246	45	61	8	15	4	0	1	3	2	0	0	7	14	0	0	.361	.324	1
	Syracuse (AAA)	.307	69	228	33	70	12	0	7	32	3	3	4	39	42	4	4	.452	.412	4
2020	METS	.333	29	57	6	19	6	0	0	9	0	1	0	10	17	2	0	.439	.426	0
2021	METS	.265	69	132	13	35	3	0	1	5	1	0	0	23	23	0	2	.311	.374	6
	Syracuse (AAA)#	.304	9	23	4	7	0	0	0	1	0	1	1	3	2	0	0	.304	.393	1
2022	METS	.273	102	297	33	81	12	1	2	17	2	0	2	34	46	1	0	.340	.351	1
	Syracuse (AAA)#	.417	4	12	1	5	0	0	0	1	0	0	0	0	1	0	0	.462	.417	0
Minor League Totals		.289	621	2272	324	657	93	4	12	238	47	14	18	276	316	44	26	.349	.369	83
Major League Totals		.267	281	614	64	164	27	1	4	39	5	1	2	81	103	4	2	.334	.354	9

CAREER POSTSEASON

YEAR	RND	TEAM/OPP	AVG	G	AB	R	H	2B	3B	HR	RBI	SH	SF	HBP	BB	SO	SB	CA	SLG	OBP	E
2022	NLWC	NYM vs. SD	.000	1	1	0	0	0	0	0	0	0	0	0	0	1	0	0	.000	.000	0
Postseason Totals			.000	1	1	0	0	0	0	0	0	0	0	0	0	1	0	0	.000	.000	0

CAREER PITCHING

YEAR	TEAM	W-L	ERA	G	GS	CG	SHO	SV	IP	H	R	ER	HR	HB	BB	SO	WP	BK
2020	METS	0-0	0.00	1	0	0	0	0	1.0	0	0	0	0	0	0	0	0	0
2021	METS	0-0	18.00	1	0	0	0	0	1.0	3	2	2	0	0	1	0	0	0
Major League Totals		0-0	9.00	2	0	0	0	0	2.0	3	2	2	0	0	1	0	0	0

CAREER FIELDING

POS	G	PO	A	E	PCT	TC	DP
2B	118	157	244	2	.995	403	69
3B	72	32	78	5	.957	114	9
SS	37	19	51	4	.946	74	8
P	2	0	0	0	--	0	0





GRANT
HARTWIG
#93 RHP
 @grant_hartwig

NON-ROSTER WHITE

HT	6-5	WT	235	BT	R	TH	R
----	-----	----	-----	----	---	----	---

OPENING DAY AGE: 25
 BIRTHDATE: DECEMBER 18, 1997
 BIRTHPLACE: DETROIT, MI
 RESIDES: PLYMOUTH MI
 MLB SERVICE TIME: 0 YEARS, 0 DAYS
 SIGNED BY: CHRIS HEIDT & MOISES DE LA MOTA
 HOW OBTAINED: SIGNED AS AN UNRAFTED FREE AGENT ON JULY 22, 2021
 CONTRACT STATUS: SIGNED THROUGH 2023

HARTWIG, GRANT

MEET THE MET

- According to *MLB Pipeline*, enters the season as the No. 30 prospect in the Mets organization.
- Majored in microbiology and premedical studies at Miami University.

MINOR LEAGUE REVIEW

- **2022:** Recorded a 1.75 ERA over 39 games with Syracuse (AAA), Binghamton (AA), Brooklyn (A+) and St. Lucie (A).
- **2021:** Appeared in four games with St. Lucie (A) and four games with FCL Mets (R).

BACKGROUND

- Grant Hartwig graduated from Detroit Catholic Central (MI) High School before attending Miami (OH) University.
- Named to All-Catholic, All-District and All-Region teams while in high school.

CAREER TRANSACTIONS

- Signed by the Mets as an undrafted free agent on July 22, 2021.

CAREER STATISTICS

YEAR	TEAM	W-L	ERA	G	GS	CG	SHO	SV	IP	H	R	ER	HR	HB	BB	SO	WP	BK
2021	FCL Mets (R)	0-1	3.86	4	3	0	0	0	7.0	7	5	3	1	0	3	9	0	0
	St. Lucie (A)	0-0	1.93	4	0	0	0	3	4.2	3	2	1	0	1	1	3	1	0
2022	St. Lucie (A)	3-0	4.30	10	0	0	0	3	14.2	15	8	7	0	0	5	21	1	1
	Brooklyn (A+)	1-0	0.59	11	0	0	0	7	15.1	9	1	1	1	0	6	24	1	0
	Binghamton (AA)	0-2	1.14	16	0	0	0	3	23.2	14	8	3	0	4	11	34	2	0
	Syracuse (AAA)	2-0	0.00	2	0	0	0	0	3.0	0	0	0	0	0	2	4	0	0
Minor League Totals		6-3	1.98	47	3	0	0	16	68.1	48	24	15	2	5	28	95	5	1

LONGEST TEAM SCORELESS STREAKS

The club record for consecutive shutout innings is 42.0, held by the 1969 World Champions from September 23-September 28 as they were gearing up for the playoffs...Included in that streak were six shutout frames vs. St. Louis on September 23, a complete game victory by Gary Gentry over the Cards on September 24, complete game wins by Jerry Koosman and Tom Seaver at Philadelphia on September 26 and 27 and a 2-0 victory over the Phillies on September 28...Just a few weeks earlier, the same Mets pitching staff had tossed 36.0 straight shutout innings from September 10-September 13...The longest the Mets have ever been held scoreless is 39.0 innings, from September 11-September 15, 1963.

TEAM SCORELESS STREAKS

- 42.0 innings – September 23-September 28, 1969
- 36.0 innings – September 10-September 13, 1969
- 35.0 innings – May 25-May 28, 2010



ELIESER HERNÁNDEZ

#57 RHP

@elieser03hernandez

HT	6-0	WT	214	BT	R	TH	R
----	-----	----	-----	----	---	----	---

OPENING DAY AGE: 27
 BIRTHDATE: MAY 3, 1995
 BIRTHPLACE: OCUMARE DEL TUY, VENEZUELA
 RESIDES: DORAL, FL
 MLB SERVICE TIME: 4 YEARS, 51 DAYS
 SIGNED BY: FELIX FRANCISCO, OSCAR ALVARADO, AND JOSE PALACIOS (HOUSTON)
 HOW OBTAINED: ACQUIRED FROM MIAMI WITH RHP JEFF BRIGHAM IN EXCHANGE FOR RHP FRANKLIN SANCHEZ AND A PTBNL ON NOVEMBER 18, 2022
 CONTRACT STATUS: SIGNED THROUGH 2024, FREE AGENT IN 2025

MEET THE MET

- Representing his native Venezuela in the 2023 World Baseball Classic.

2022 SEASON

- Enjoyed three stints with Miami, making 10 starts in 20 games... Seven of his 10 relief appearances were scoreless.
- Matched his career-high of 6.0 innings pitched on April 17 vs. Philadelphia, last accomplished five times in 2019.

2021 SEASON

- Went 1-3 with a 4.18 ERA (24 earned runs/51.2 innings) in 11 starts for Miami...Held opponents to two runs or less in seven of those outings.
- Had two stints on the 60-Day Injured List.
- Named International League Pitcher of the Week on May 23 while on a rehab assignment with Jacksonville (AAA).

2020 SEASON

- Made six starts, going 1-0 with a 3.16 ERA (nine earned runs/25.2 innings) before landing on the IL for the remainder of the season.
- Tied a career-high while striking out nine batters through 5.0 innings on August 16 vs. Atlanta.

2019 SEASON

- Went 3-5 with a 5.03 ERA across 21 games (15 starts) for Miami...His 82.1 innings pitched and 85 strikeouts were both career-highs in a single season.

2018 SEASON

- Made his major league debut with Miami on May 10 vs. Atlanta, throwing 2.0 scoreless innings in relief... Recorded his first career strikeout in his next outing on May 13 vs. Atlanta.
- Made the first start of his career on May 16 vs. Los Angeles-NL, tossing 5.0 innings of one-run ball.
- Recorded his first career win on July 11 vs. Milwaukee through 2.0 scoreless innings of relief to end the game.

MINOR LEAGUE REVIEW

- **2019:** Appeared in nine games for New Orleans (AAA) and was named Pacific Coast League Pitcher of the Week on May 12.
- **2017:** Made 15 appearances (11 starts) with Buies Creek (A)...Missed two months after suffering a back injury...Played for Águilas Del Zulia of the Venezuelan Winter League after the season.
- **2016:** Twice named Midwest League Pitcher of the Week while with Single-A Quad Cities (July 10 and August 7)...Combined to go 6-8 with a 4.51 ERA (54 earned runs/107.2 innings) and 107 strikeouts in 24 games (19 starts) between Quad Cities and Lancaster (A).
- **2015:** Went 3-4 with a 3.12 ERA (23 earned runs/66.1 innings) in 15 games (nine starts) between Tri-City (A)

CAREER BESTS

WIN STREAK

2 games

3x, last, 4/17-4/29/22

LOSS STREAK

5 games

2x, last, 5/9-8/12/22

STRIKEOUTS, GAME

9 strikeouts

2x, last, 8/16/20, Miami vs. Atlanta

LONGEST OUTING, STARTER

6.0 innings

6x, last, 4/17/22, Miami vs. Philadelphia

LONGEST OUTING, RELIEVER

5.0 innings

6/14/18, Miami vs. SF

MOST WALKS, GAME

5 walks

9/17/21, Miami vs. Pittsburgh

SCORELESS STREAK

11.1 innings

9/15/19-8/11/20

and Quad Cities (A).

- **2014:** Was named GCL Astros Pitcher of the Month in July after going 3-1 across six games (two starts) while posting a 3.71 ERA (11 earned runs/26.2 innings).
- **2013:** Led DSL Astros starters with a 1.26 ERA (eight earned runs/57.1 innings) through 13 games (12 starts)...Finished 5-1, tied for the most wins on the team.
- **2012:** Began his career with DSL Astros, going 1-4 and posting a 4.11 ERA (16 earned runs/35.0 innings) in 12 games (eight starts).

BACKGROUND

- Elieser Alexis Hernandez signed as a 16-year-old out of Venezuela.

CAREER TRANSACTIONS

- Signed by Houston as a non-drafted free agent on November 15, 2011.
- Selected by Miami in the Rule 5 Draft on December 14, 2017.

- On the 10-Day Disabled List, March 29-May 9, 2018, with a tooth infection.
- On the 10-Day Disabled List, August 24-September 4, 2018, with a right third finger blister.
- On the 10-Day Injured List, September 2, 2020, with a strained right Latissimus Dorsi...Transferred to the 60-Day IL, September 5-October 31, 2020.
- On the 10-Day Injured List, April 4, 2021, with right biceps inflammation...Transferred to the 60-Day IL, May 22-June 3, 2021.
- On the 10-Day Injured List, June 4, 2021, with a strained right quad...Transferred to the 60-Day IL, June 5-August 15, 2021.
- On the Injured List, July 21-August 6, 2022.
- Acquired by the New York Mets from Miami along with RHP Jeff Brigham in exchange for minor league RHP Franklin Sanchez and a player to be named later (Jake Mangum) on November 18, 2022.

CAREER STATISTICS

YEAR	TEAM	W-L	ERA	G	GS	CG	SHO	SV	IP	H	R	ER	HR	HB	BB	SO	WP	BK
2012	DSL Astros (R)	1-4	4.11	12	8	1	0	2	35.0	37	18	16	0	1	8	25	7	0
2013	DSL Astros (R)	5-1	1.26	13	12	0	0	0	57.1	36	11	8	1	2	21	46	5	0
2014	GCL Astros (R)	4-1	2.78	8	3	1	0	0	35.2	26	11	11	2	3	8	34	3	0
	Greenville (R)	1-0	0.00	4	1	0	0	0	10.0	6	0	0	0	1	5	8	5	0
2015	Tri-City (A)	0-1	1.31	5	2	0	0	0	20.2	13	5	3	0	2	2	30	1	1
	Quad Cities (A)	3-3	3.94	10	7	0	0	1	45.2	45	23	20	3	5	11	46	4	4
2016	Quad Cities (A)	4-3	2.37	11	9	0	0	0	57.0	54	19	15	3	3	12	68	4	0
	Lancaster (A)	2-5	6.93	13	10	0	0	0	50.2	66	46	39	11	3	23	39	5	1
2017	GCL Astros (R)#	1-0	1.80	3	2	0	0	0	10.0	6	2	2	0	0	1	14	0	0
	Buies Creek (A)	4-5	3.98	15	11	0	0	0	63.1	55	28	28	6	5	21	74	4	0
2018	MIAMI (NL)	2-7	5.21	32	6	0	0	0	65.2	68	38	38	11	2	27	45	1	1
	Jupiter (A)#	0-1	6.00	2	2	0	0	0	6.0	9	6	4	2	0	4	5	0	0
	Jacksonville (AA)#	0-0	4.00	2	2	0	0	0	9.0	7	4	4	3	0	4	10	2	0
	New Orleans (AAA)#	0-0	6.75	1	1	0	0	0	2.2	5	3	2	1	0	0	2	0	0
2019	New Orleans (AAA)	3-1	1.13	9	9	0	0	0	48.0	35	8	6	0	7	14	69	1	0
	MIAMI (NL)	3-5	5.03	21	15	0	0	0	82.1	76	49	46	20	9	26	85	2	1
2020	MIAMI (NL)	1-0	3.16	6	6	0	0	0	25.2	21	10	9	5	2	5	34	0	0
2021	MIAMI (NL)	1-3	4.18	11	11	0	0	0	51.2	54	26	24	13	3	14	53	1	0
	Pensacola (AA)#	0-0	0.00	1	1	0	0	0	2.2	1	0	0	0	1	0	3	0	0
	Jacksonville (AAA)#	0-1	2.95	5	5	0	0	0	21.1	11	8	7	3	0	3	32	0	0
2022	MIAMI (NL)	3-6	6.35	20	10	0	0	0	62.1	67	48	44	19	4	22	60	1	0
	FCL Marlins (R)#	0-0	0.00	1	1	0	0	0	1.0	0	0	0	0	0	0	1	0	0
	Jupiter (A)#	0-0	0.00	1	1	0	0	0	1.0	1	0	0	0	0	0	2	0	0
	Jacksonville (AAA)	4-4	4.11	12	11	0	0	0	57.0	51	31	26	8	2	17	68	1	0
Minor League Totals		32-30	3.22	128	98	2	0	3	534.0	464	223	191	43	35	154	576	42	6
Major League Totals		10-21	5.04	90	48	0	0	0	287.2	286	171	161	68	20	94	277	5	2

#Rehab Assignment

CAREER FIELDING

POS	G	PO	A	E	PCT	TC	DP
P	90	10	25	2	.946	37	0



TOMMY HUNTER

#29 RHP

@tHunter29
@tommyhunts1

NON-ROSTER INVITEE

HT	6-2	WT	253	BT	R	TH	R
----	-----	----	-----	----	---	----	---

OPENING DAY AGE: 36
 BIRTHDATE: JULY 3, 1986
 BIRTHPLACE: INDIANAPOLIS, IN
 RESIDES: HINCKLEY, OH
 MLB SERVICE TIME: 12 YEARS, 156 DAYS
 SIGNED BY: JEFF WOOD (TEXAS)
 HOW OBTAINED: SIGNED AS A MINOR LEAGUE FREE AGENT ON FEBRUARY 2, 2023
 CONTRACT STATUS: SIGNED THROUGH 2023

MEET THE MET

- As a kid, he wanted to be a Teenage Mutant Ninja Turtle, so his grandmother gave him Judo lessons...Was a two-time Junior Olympic judo champion...His sister took lessons with him... She ended up going to Colorado Springs to train for the 1996 Summer Olympic Games.
- Enjoys everything outdoors...Especially likes to spend time with his family outside with their golden retriever, Charlie.

2022 SEASON

- Pitched to a 2.42 ERA (6 ER/22.1 IP) in 18 relief appearances with 22 strikeouts.
- Had two separate stints on the Injured List with low back tightness, 8/6 - 8/26 and September 17 - end of the season.
- Allowed his first earned run as a Met on July 2 vs. Texas...Ended a streak of 13.0 innings without an earned run that dated back to May 7, 2021.
- Tossed 2.0 scoreless innings on July 17 at Chicago-NL and on September 4 vs. Washington.

2021 SEASON

- Did not allow a run over four appearances in his first season with the Mets before suffering a season-ending lower back injury.
- Threw 2.0 scoreless innings on May 7 vs. Arizona in his Mets debut...Tossed 2.0 hitless innings as an opener the following evening vs. Arizona.
- Was acquired along with C Matt Dyer from Tampa Bay in exchange for LHP Rich Hill on July 23.

2020 SEASON

- Was on the Injured List during Summer Camp after testing positive for COVID-19...Was unscored upon in 18 of his 24 outings for the Phillies.

2019 SEASON

- Began the season on the IL with a right forearm strain...Reinstated on June 28...Made five scoreless appearances before aggravating the injury...Spent the rest of the season on the IL.

2018 SEASON

- Went 21-straight appearances without issuing a walk from May 8-June 28...Earned his first save of the year on June 10 vs. Milwaukee...Fanned four on June 30 vs. Washington, tying his career high for a relief appearance.
- Posted a 1.46 ERA (two earned runs/12.1 innings) in 13 outings making the second of back-to-back appearances.

CAREER BESTS

WIN STREAK
8 games
 6/5/10-7/25/10

LOSS STREAK
4 games
 7/23/12-8/22/12

STRIKEOUTS, GAME
8 strikeouts
 2x, last, 4/18/12,
 Baltimore at Chicago-AL

LONGEST OUTING, STARTER
9.0 innings
 2x, last, 6/5/10, Texas vs. Tampa Bay

LONGEST OUTING, RELIEVER
4.2 innings
 7/2/11, Texas vs. Florida

MOST WALKS, GAME
4 walks
 3x, last, 4/18/12,
 Baltimore at Chicago-AL

SCORELESS STREAK
16.0 innings
 4/12/13-5/15/13

LAST COMPLETE GAME
 6/5/10, Texas vs. Tampa Bay

FEWEST HITS, COMPLETE GAME
5 hits
 6/5/10, Texas vs. Tampa Bay

FEWEST WALKS, COMPLETE GAME
0 walks
 6/5/10, Texas vs. Tampa Bay

2017 SEASON

- Made his fifth Opening Day roster...Set career-best marks in ERA (2.61) and WHIP (0.97).
- Had 12 consecutive scoreless outings (11.1 innings) from June 21-July 23, the second-longest such stretch of his career (longest: 15).
- Retired 20 consecutive batters from August 30-September 17 after retiring 16 consecutive batters from July 26-August 3.
- Collected his 500th career strikeout on September 1 at Chicago-AL.

2016 SEASON

- Opened the year on the Disabled List while recovering from surgery to repair a core muscle injury...Appeared in 21 games for Cleveland before landing on the shelf again with a fractured vertebrae.
- Was released on August 25 and signed by the Orioles three days later on August 28.

2015 SEASON

- Had a 2.63 ERA in his final 35 games for Baltimore before being traded to the Cubs at the deadline...Posted a 5.74 ERA in 19 games for Chicago-NL.

2014 SEASON

- Began the season as Baltimore's closer, converting 11 of 17 save opportunities...Posted a 1.77 ERA (nine earned runs/45.2 innings) in his final 43 appearances of the season after Zack Britton took over the closer role.
- Earned a win and a save on the same day on May 1 vs Pittsburgh in a doubleheader, becoming the first player to do so in two years (Jonathan Papelbon, September 9, 2012).

POSTSEASON

- Did not allow a run in either of his appearances, totaling 1.2 shutout frames.

2013 SEASON

- Made his second-straight Opening Day roster.
- Pitched entirely in relief for the first time since his first pro season in 2007...Made a career-high 68 appearances.
- Ranked second among AL relievers and fourth in the majors in innings (86.1)...Issued only 14 walks to 336 batters faced, the seventh-lowest walk rate among all relievers (4.2 percent).
- Earned his first major league save on April 20 vs. Los Angeles-NL.

2012 SEASON

- Was on the Opening Day roster for the first time in his career...Had five stints with Baltimore...Started 20 of his first 23 appearances and had a 5.95 ERA entering September, then pitched exclusively in relief in his final 10 outings, posting a 0.71 ERA (one earned run/12.2 innings).

POSTSEASON

- Threw 1.1 scoreless, hitless innings over two appearances in the ALDS vs. the Yankees.

2011 SEASON

- Strained his right groin in a spring training start and began the season on the Disabled List for the second year in a row...Made his season debut on July 1 and appeared in eight games before being traded to Baltimore.
- Made 11 starts with the Orioles...Tossed at least 6.0 innings in nine of those outings and walked one or none in eight of them.

2010 SEASON

- Won a career-high 13 games in just 23 appearances...Made his season debut on June 5 after opening the season on the Disabled List...Won his first eight decisions...The Rangers were 16-6 in his starts.

POSTSEASON

- Made one start in each round of the Rangers' AL Pennant-winning run...Took the loss in Game 4 of the World Series.

2009 SEASON

- Spent the first month of the season in Frisco (AA) and was promoted to Oklahoma City (AAA) on May 2...Recalled on June 28 for the remainder of the season.
- Earned his first major league win on his 23rd birthday, July 3 vs. Tampa Bay.
- Had a 2.26 ERA through his first nine starts, the lowest by any Texas pitcher in history over his first nine starts of a season...Threw his first complete game on September 13 vs. Seattle (Game 1).

2008 SEASON

- Made his major league debut on August 1 vs. Toronto...Was the 4th-youngest player to appear on an AL roster during the season at 22 years, 29 days.

MINOR LEAGUE REVIEW

- **2008:** Began the season at Bakersfield (A) and rose through each level of the Rangers' system.
- **2007:** Made his pro debut with Spokane (A).

BACKGROUND

- Raymond Thomas Hunter graduated from Cathedral (IN) High School before attending the University of Alabama.
- Played baseball and football in high school.
- Was a starter and a reliever in his two seasons at Alabama...Was a freshman Second-Team All-American in 2006 and a pre-season All-American entering his sophomore year in 2007.
- Won a gold medal with the USA National Baseball Team in 2006.

CAREER TRANSACTIONS

- Selected by the Texas Rangers in the first round (54th overall) of the 2007 First-Year Player Draft.
- On the 15-Day Disabled List, March 26-April 27, 2010, with a left oblique strain.
- On the 15-Day Disabled List, March 25-June 30, 2011, with a right groin strain.
- Acquired by the Baltimore Orioles along with 1B Chris Davis from Texas in exchange for RHP Koji Uehara on July 30, 2011.
- On the 15-Day Disabled List, May 21-June 7, 2014, with a left groin strain.
- Acquired by the Chicago Cubs from Baltimore in exchange for OF Junior Lake on July 31, 2015.
- Signed by the Cleveland Indians as a free agent on February 16, 2016.
- On the 15-Day Disabled List, March 25-April 28, 2016, recovering from surgery to repair a core muscle injury.
- On the 15-Day Disabled List, July 10-August 24, 2016, with a fractured vertebrae.
- Signed by the Baltimore Orioles as a free agent on August 28, 2016.
- Signed by the Tampa Bay Rays as a minor league free agent on February 17, 2017.
- On the 10-Day Disabled List, April 23-May 24, 2017, with a right calf strain.
- Signed by the Philadelphia Phillies as a free agent on December 15, 2017.
- On the 10-Day Disabled List, March 26-April 21, 2018, with a right hamstring strain.
- On the 10-Day Injured List, March 25, 2019, with a right forearm strain...Transferred to the 60-Day IL, April 17-June 28.
- On the 10-Day Injured List, July 14, 2019, with a right forearm strain...Transferred to the 60-Day IL on July 27...Missed the rest of the season.
- Re-signed by the Philadelphia Phillies as a free agent on February 12, 2020.
- On the 10-Day Injured List, July 1-23, 2020, after testing positive for COVID-19.
- Signed by the New York Mets as a minor league free agent on February 14, 2021.
- On the 10-Day Injured List, May 21, 2021, with lower back pain...Transferred to the 60-Day IL on June 11...Missed the rest of the season.
- Acquired by the Tampa Bay Rays along with C Matt Dyer in exchange for LHP Rich Hill on July 23, 2021.
- Signed by the New York Mets as a minor league free agent on April 28, 2022.
- On the 15-Day Injured List, August 6 - August 26, with low back tightness.
- On the 15-Day Injured List, September 20 (retroactive to September 17), with low back tightness...Missed the rest of the season
- Signed by the New York Mets as a minor league free agent on February 2, 2023.



FRANCISCO LINDOR

#12 INF

@lindor12bc

@Lindor12BC

HT	5-11	WT	190	BT	S	TH	R
----	------	----	-----	----	---	----	---

OPENING DAY AGE: 29
 BIRTHDATE: NOVEMBER 14, 1993
 BIRTHPLACE: CAGUAS, PR
 RESIDES: CLERMONT, FL
 MLB SERVICE TIME: 7 YEARS, 113 DAYS
 SIGNED BY: MIKE SOPER (CLEVELAND)
 HOW OBTAINED: ACQUIRED FROM CLEVELAND IN A SIX-PLAYER TRADE ON JANUARY 7, 2021
 CONTRACT STATUS: SIGNED THROUGH 2032

☆ ALL-STAR: 2016-2019 (AL) ✕ SILVER SLUGGER: 2017-2018 🏆 GOLD GLOVE: 2016, 2019 🏆 PLATINUM GLOVE: 2016

MEET THE MET

- Prefers his full first name, Francisco...Is nicknamed "Mr. Smile"... His high school coach, Tim Layden, told ESPN's Joon Lee he has a "Million-dollar smile. That's what we'd always tell him: 'In case baseball doesn't work out, that smile will get you somewhere.'"
- Is a fan of F1 Racing...Attended the United States Grand Prix in Austin in 2019 and has followed ever since...His favorite driver is Lewis Hamilton.
- One of his favorite foods is pizza...His favorite slice in New York is the Spicy Spring from Prince Street Pizza.
- Dyed his hair blue before the 2021 season...He said he likes the color, noting that "everything in [his] life is blue right now - blue and orange"...He also likes how his hair fades to silver over time after it's dyed blue.
- Collaborated with New Balance for a new apparel line, including his first signature shoe, the Lindor 1...The line launched March 1, 2021.
- Is a big music fan...Enjoys listening to the Puerto Rican superstar Bad Bunny...Curated a clubhouse playlist with his teammates.
- Spent the first 11 years of his life living in Caguas, Puerto Rico before moving with his father, Miguel, to the Orlando, FL area to enroll at Montverde Academy in Clermont, Florida...Did not know one word of English upon enrolling as a 12-year-old and would write "I don't understand" to communicate.
- Was named the 2022 Marvin Miller Man of the Year by the MLB Players' Association...The award is given annually to a player whose on-field performance and contributions to his community inspire others to higher levels of achievement.
- On March 10, 2021, Lindor and Montverde celebrated the grand opening of Lindor Hall, the school's new middle school building... Lindor made a \$1 million donation toward the construction of the state-of-the-art building, which will serve 203 students...Also established the Francisco Lindor Scholarship Fund to provide financial assistance to students at the Academy.
- Francisco's favorites: Movie - Miracle...Music - Daddy Yankee... Road city - Chicago...Road stadium - Camden Yards...TV Show - Duck Dynasty...Athletes - Roberto Alomar, Jimmy Rollins and Barry Larkin...His favorite team growing up was the Boston Red Sox.

CAREER HIGHLIGHTS

- Is one of the game's top shortstops both offensively and defensively...Has been named an All-Star four times, won two Gold Gloves and earned two Silver Slugger Awards in seven major league seasons...Was also awarded the 2016 Platinum Glove (best overall defender).
- Leads all shortstops with 184 home runs since his rookie year (2015) and ranks third in the majors (second among shortstops) with a 58.1 UZR in that time span.

CAREER BESTS

HITS, GAME

4 hits

6x, last, 9/6/18, Cleveland at Toronto

HOME RUNS, GAME

3 home runs

9/12/21 vs. New York-AL

MULTI-HR GAMES

14 multi-homer games

1 three-homer game

13 two-homer games

LEADOFF HR

18 leadoff home runs

last, 9/3/19, Cleveland vs. Chicago-AL (Dylan Cease)

INSIDE-THE-PARK HR

None

WALK-OFF HOME RUNS

2 walk-off home runs

last, 8/8/18, Cleveland vs. Minnesota (Trevor Hildenberger)

PINCH-HIT HOME RUNS

None

RBI, GAME

7 RBI

7/2/18, Cleveland at Kansas City

STOLEN BASES, GAME

3 stolen bases

8/26/15, Cleveland vs. Milwaukee

HITTING STREAK

15 games

4/29/18-5/14/18

GRAND SLAMS

5 grand slams

last, 9/20/22 at Milwaukee (Taylor Rogers)

- Finished in the top 15 in AL MVP voting each season from 2016-2019...Was ninth in the NL MVP vote in 2022.
- Ranks 11th in the majors with 36.6 bWAR since 2015 and ninth with 10.4 defensive bWAR.
- Finished the 2021 season with exactly 1,000 career hits...He is the first player who debuted in 2015 or later to reach that milestone.
- Swiped his 100th career stolen base on May 8, 2021...Is one of 11 players since 2015 with 100 homers and 100 steals.
- Displayed more power in the second half of the season, hitting nine home runs in just 38 games after having 11 first-half homers in 87 games.
- Was slashing .333/.489/.500 with 10 RBI in 12 July games before suffering a right oblique strain.
- Had nine homers and 25 RBI in September, thanks to a .267/.359/.574 slashline (.933 OPS)...It was his best month in all three slashline categories.
- His 25 RBI in September were the most in a month in his career...Both his nine homers and 25 RBI were tied for sixth in the majors in September.

2022 SEASON

- Finished in ninth place on the NL MVP ballot.
- Set Mets records for home runs (26) and RBI (107) by a shortstop...His 107 RBI were a career-high.
- Ranked sixth in the majors with a 6.8 fWAR...Led all shortstops in that category...Ranked 13th in the majors and 10th in the NL with 98 runs scored... Was seventh in the NL with 170 hits.
- Tied for third in the majors with 161 games played... Missed one game all season after he suffered a fractured right middle finger on June 1...Was back in the lineup the next day and played in each of the Mets' remaining 109 games.
- Was one of five players with 25+ home runs, 100+ RBI and 15+ stolen bases.
- According to *Elias*, became the first player with a 10-game RBI streak, a 10-game run scored streak and a 10-game hit streak in the same season since Bobby Abreu (2005).
- Went deep from both sides of the plate in the Mets' home opener, April 15 vs. Arizona.
- Had a walk-off single in game one of a doubleheader vs. San Francisco on April 19...Was his fourth career walk-off RBI.
- Reached 500 career RBI on May 23 at San Francisco after hitting a two-run double.
- Had a 10-game RBI streak from May 22-June 1 with 20 RBI overall in that span...It was the longest streak in the majors this season and tied for the second-longest in Mets history...The only Met with a longer RBI streak was Mike Piazza (15 games).
- Scored at least once in a career-high 13 straight games from July 30-August 10...Tied a franchise record set by David Wright from July 13-29, 2008.
- Crushed a go-ahead grand slam (fifth GS of his career) on September 20 at Milwaukee.
- Collected his first hit as a Met in the season opener...Hit his first home run as a Met on April 21 at Wrigley Field.
- Hit his first-ever Citi Field home run on May 7 vs. Arizona, a game-tying shot in the seventh inning of a 5-4, extra-innings Mets win.
- Punctuated the Mets' 10-run sixth inning on July 9 vs. Pittsburgh with his third career grand slam (first Mets slam of the season).
- Went 3-4 with four RBI in the Mets' 11-9 win at Washington on September 4 (G1)...Hit the decisive, go-ahead, two-run homer in the ninth inning...It was the 150th home run of his career.
- On September 12, became the first player in the history of the Subway Series with a three-homer game...He is the 14th Met (15th time) to hit three dingers in one game...His third home run was a go-ahead blast in the eighth inning...Earlier in the game, became the 11th Met (25th time) to homer from both sides in one game.
- Swatted a grand slam, the fourth of his career and second of the season, on September 30 vs. Miami.
- Tripled on October 2 at Atlanta for his 1,000th career hit...Was his final hit of the season.

2020 SEASON

- Started all 60 games for Cleveland (58 at shortstop, two at DH)...Was one of 15 players to appear in every game during the abbreviated season...Led the AL in plate appearances.
- Ranked sixth in MLB with a 5.8 UZR (led all shortstops).

POSTSEASON

- Went 1-8 (.125) with a double and a run scored in Cleveland's Wild Card series loss to the Yankees.

2019 SEASON

- Recorded at least 40 doubles and 30 home runs for the third consecutive season, just the fifth player in MLB history to accomplish such a streak and only the second to do so prior to his age 26 season (Albert Pujols).
- Hit his 100th career home run on April 26 at Houston, the third-youngest MLB shortstop to reach the threshold.

POSTSEASON

- Had two hits, including a solo homer, in the Mets' Game 2 win in the NL Wild Card Series vs. San Diego.

2021 SEASON

- Became the second Mets SS ever to record a 20-homer season (also, Asdrúbal Cabrera, 22 in 2016).

- Captured his second career Rawlings Gold Glove Award after the season.
- Missed the first 18 games of the season after suffering a right calf strain in early February while working out in Florida...While rehabbing in Arizona in late March, he suffered a left ankle sprain running the bases.
- Was activated on April 20 and made his season debut that day in the second game of a DH vs. Atlanta...Started 142 of the club's remaining 143 contests.
- His 42 extra-base hits in the second half were tied for third in the AL as he finished sixth in second-half hits (86) and runs (56).

2018 SEASON

- Earned his third straight AL All-Star bid...Became the first shortstop in MLB history with at least 35 home runs, 40 doubles and 20 steals.
- Tied for the major league-lead in runs (129) and finished among MLB leaders in multi-hit games (second, 58), total bases (tied for second, 343) and extra-base hits (tied for fifth, 82).
- Was named AL Player of the Month in May, batting .373 (44-118) with 10 homers, 23 RBI and a 1.169 OPS.
- Enjoyed a career-high 15-game hitting streak, April 29-May 14.
- Connected for his second career walk-off home run on August 8 vs. Minnesota.
- Collected a single-game career-high seven RBI on July 2 at Kansas City, hitting his second career grand slam off Jakob Junis.

POSTSEASON

- Hit safely in all three games of the ALDS, which Cleveland lost to Houston...Belted a home run in Game 2 and Game 3, the first time in his career he homered in consecutive playoff games.

2017 SEASON

- His 33 home runs were tied for the most by a major league shortstop since Hanley Ramirez (33) in 2008...Also had the most extra-base hits (81) by a shortstop since Jimmy Rollins (88) and Hanley Ramirez (83) in 2007.
- Won his first Louisville Slugger Silver Slugger Award...Earned a fifth-place finish in the 2017 AL MVP voting.
- Collected an extra-base hit in 10 straight games, September 7-16, breaking the franchise record of nine straight held by Sandy Alomar (September 28, 1996-April 13, 1997) and Hal Trosky (1934)...Equaled the longest such streak in MLB in 2017 (Alex Bregman).
- Hit .360 (31-86) with 19 runs, four doubles, two triples, nine homers and 20 RBI over Cleveland's AL-record 22-game winning streak, August 24-September 14.
- Hit his first career grand slam on April 5 at Texas, homering from both sides of the plate.

POSTSEASON

- Was 2-18 (.111) with one home run, four RBI and four walks in the ALDS vs. New York.



2016 SEASON

- Named to the American League All-Star team... Finished tied for ninth in the AL MVP voting.
- Became the second-youngest shortstop to earn a Gold Glove behind Detroit's Alan Trammell in 1980.
- Finished second among AL shortstops in runs, hits and batting average and fourth in RBI. Saved 17 defensive runs for the season according to *Fangraphs*.
- Had his first career two-homer game on June 25 at Detroit.

POSTSEASON

- Hit .310 (18-58) with five runs, three doubles, two homers and six RBI in 15 games...Hit his first career Postseason homer on October 6.
- His seven multi-hit games were the most-ever for a player less than 23 years old...Was the youngest player to record eight or more hits in the World Series since Florida's Edgar Rentería (21) had nine hits in the 1997 World Series.

2015 SEASON

- Spent the last four months of the season at the major league level...Led AL rookies in batting average (.313) and WAR (4.6) despite being the eighth-youngest player in the AL at the time of his promotion.
- Collected his first major league hit in the second at-bat of his major league debut, a pinch-hit single at Detroit on June 14 off Joakim Soria.
- Hit his first major league home run on June 24 vs. Detroit (Buck Farmer).
- Hit .223 (23-103) in his first 26 games...Hit .345 (99-287) with 44 runs, 19 doubles, four triples, 10 homers and 42 RBI in 73 second-half games.... Ranked first in the AL in second-half average, third in hits and 10th in OPS (.930) after the break.
- Hit .370 (40-108) in 28 August games...From August 4 through the end of the season he batted .361 (MLB-high 78 hits in 216 at-bats).

MINOR LEAGUE REVIEW

- **2014:** Split the campaign between Akron (AA) and Columbus (AAA)...Ranked as MLB's fourth-best prospect in the MLB.com Top 100 entering 2015.
- **2013:** Ended the season ranked as the No. 10 prospect in baseball by MLB.com.
- **2011:** Made his pro debut with Mahoning Valley (A).

BACKGROUND

- Francisco Miguel Lindor graduated from Montverde (FL) Academy.
- Got engaged during the 2020-2021 offseason and was married in December 2021...He and his wife, Katia, have a daughter, Kalina...Are expecting their second child together in the summer of 2023.
- Frequently takes time out of his offseason to visit and conduct youth clinics in his native Puerto Rico as well as at Boys & Girls Clubs during the mornings in the regular season.
- Helped Team USA U16 to a gold medal in Taiwan in 2009, hitting .500 with three triples and six steals.
- Created the "Lindor Smiles" community initiative that benefits the Miracle League of Ohio, which provides an opportunity for children and adults with mental and/or physical challenges to play baseball.

CAREER TRANSACTIONS

- Selected by Cleveland in the first round (eighth overall) of the 2011 First-Year Player Draft.
- On the 10-Day Injured List, March 25-April 19, 2019, with a right calf strain/left ankle sprain.
- Acquired by the New York Mets with RHP Carlos Carrasco from Cleveland in exchange for INF Amed Rosario, INF Andrés Giménez, RHP Josh Wolf and OF Isaiah Greene on January 7, 2021.
- On the 10-Day Injured List, July 17-August 24, 2021, with a right oblique strain.

METS FROM BOTH SIDES

The following Mets have hit home runs from both sides of the plate in one game:

Player	Date
Lee Mazzilli.....	9/3/78 at Los Angeles
Howard Johnson	8/31/91 at Cincinnati
Bobby Bonilla.....	4/23/93 vs. San Diego
Bobby Bonilla.....	6/10/93 vs. Philadelphia
Bobby Bonilla.....	5/4/94 vs. San Francisco
Todd Hundley	6/18/94 at Florida
Bobby Bonilla.....	5/12/95 vs. Montreal
Todd Hundley	5/18/96 at San Francisco
Todd Hundley	6/10/96 vs. Atlanta
Carl Everett.....	4/20/97 vs. Chicago (G1)
Todd Hundley	5/5/97 vs. Colorado
Todd Hundley	7/30/97 vs. Cincinnati
Tony Clark	8/3/03 vs. St. Louis

Player	Date
José Reyes.....	8/23/03 at Atlanta
Carlos Beltrán	7/30/06 at Atlanta
José Reyes.....	8/15/06 at Philadelphia
Carlos Beltrán	6/30/07 at Philadelphia
Carlos Beltrán	9/17/08 at Washington
Carlos Beltrán	9/26/10 at Philadelphia
Carlos Beltrán	5/12/11 at Colorado
Asdrúbal Cabrera.....	8/26/16 vs. Philadelphia
Asdrúbal Cabrera.....	4/10/18 at Miami
José Reyes.....	8/1/18 at Washington
Jonathan Villar	7/9/21 vs. Pittsburgh
Francisco Lindor	9/12/21 vs. New York-AL
Francisco Lindor	4/15/22 vs. Arizona

CAREER STATISTICS

YEAR	TEAM	AVG	G	AB	R	H	2B	3B	HR	RBI	SH	SF	HB	BB	SO	SB	CS	SLG	OBP	E
2011	Mahoning Valley (A)	.316	5	19	4	6	0	0	0	2	0	0	0	1	5	1	0	.316	.350	1
2012	Lake County (A)	.257	122	490	83	126	24	3	6	42	4	1	11	61	78	27	12	.355	.352	18
2013	Carolina (A)	.306	83	327	51	100	19	6	1	27	6	3	2	35	39	20	5	.410	.373	18
	Akron (AA)	.289	21	76	14	22	3	1	1	7	0	0	1	14	7	5	2	.395	.407	4
2014	Akron (AAA)	.278	88	342	51	95	12	4	6	48	1	3	1	40	61	25	9	.389	.352	13
	Columbus (AAA)	.273	38	165	24	45	4	0	5	14	4	2	0	9	36	3	7	.388	.307	3
2015	Columbus (AAA)	.284	59	229	26	65	11	5	2	22	5	3	0	25	38	9	7	.402	.350	8
	CLEVELAND (AL)	.313	99	390	50	122	22	4	12	51	13	7	1	27	69	12	2	.482	.353	10
2016	CLEVELAND (AL)	.301	158	604	99	182	30	3	15	78	3	15	5	57	88	19	5	.435	.358	12
2017	CLEVELAND (AL)	.273	159	651	99	178	44	4	33	89	5	3	4	60	93	15	3	.505	.337	10
2018	CLEVELAND (AL)	.277	158	661	129	183	42	2	38	92	3	3	8	70	107	25	10	.519	.352	14
2019	Columbus (AAA)#	.417	3	12	4	5	1	0	2	2	0	0	0	1	1	0	0	1.000	.462	0
	CLEVELAND (AL)	.284	143	598	101	170	40	2	32	74	1	6	3	46	98	22	5	.518	.335	10
2020	CLEVELAND (AL)	.258	60	236	30	61	13	0	8	27	0	2	4	24	41	6	2	.415	.335	1
2021	METS	.230	125	452	73	104	16	3	20	63	6	3	5	58	96	10	4	.412	.322	10
2022	METS	.270	161	630	98	170	25	5	26	107	0	7	10	59	133	16	6	.449	.339	9
Minor League Totals		.280	419	1660	257	464	74	19	23	164	20	12	15	186	265	90	42	.389	.355	65
Major League Totals		.277	1063	4222	679	1170	232	23	184	581	31	46	40	401	725	125	37	.474	.342	76
#Rehab Assignment																				

CAREER PLAYOFF STATISTICS

YEAR	RND	TEAM/OPP	AVG	G	AB	R	H	2B	3B	HR	RBI	SH	SF	HBP	BB	SO	SB	CS	SLG	OBP	E
2016	ALDS	CLE vs. BOS	.250	3	12	1	3	1	0	1	1	0	0	0	0	5	0	0	.583	.250	0
	ALCS	CLE vs. TOR	.368	5	19	2	7	1	0	1	3	0	0	0	1	5	0	1	.579	.400	0
	WS	CLE vs. CHC	.296	7	27	2	8	1	0	0	2	0	0	0	3	6	1	2	.333	.367	0
2017	ALDS	CLE vs. NYY	.111	5	18	2	2	0	0	1	4	0	0	0	4	6	0	0	.278	.273	0
2018	ALDS	CLE vs. HOU	.364	3	11	3	4	0	0	2	2	1	0	0	2	0	0	.909	.364	0	
2020	ALWC	CLE vs. NYY	.125	2	8	1	1	1	0	0	0	0	0	0	1	3	0	0	.250	.222	0
2022	NLWC	NYM vs. SD	.200	3	10	2	2	0	0	1	1	0	0	1	1	2	1	0	.500	.333	0
Postseason Totals			.257	28	105	13	27	4	0	6	13	1	0	1	10	29	2	3	.467	.328	0
Wild Card Totals			.167	5	18	3	3	1	0	1	1	0	0	1	2	5	1	0	.389	.286	0
LDS Totals			.220	11	41	6	9	1	0	4	7	1	0	0	4	13	0	0	.537	.289	0

ALL-STAR GAMES

YEAR	LEAGUE/SITE	AVG	G	AB	R	H	2B	3B	HR	RBI	SH	SF	HB	BB	SO	SB	CS	SLG	OBP	E
2016	AL/San Diego	.000	1	2	0	0	0	0	0	0	0	0	0	0	0	0	0	.000	.000	0
2017	AL/Miami	.000	1	2	0	0	0	0	0	0	0	0	0	2	0	0	0	.000	.000	0
2018	AL/Washington	.000	1	1	0	0	0	0	0	0	0	0	0	0	0	0	0	.000	.000	0
2019	AL/Cleveland	.000	1	2	0	0	0	0	0	0	0	0	0	0	1	0	0	.000	.000	0
All-Star Game Totals		.000	4	7	0	0	0	0	0	0	0	0	0	0	3	0	0	.000	.000	0

WORLD BASEBALL CLASSIC

YEAR	CLUB	AVG	G	AB	R	H	2B	3B	HR	RBI	SH	SF	HB	BB	SO	SB	CS	SLG	OBP	E
2017	Puerto Rico	.370	7	27	7	10	1	0	2	4	0	1	1	2	0	0	0	.630	.419	0

CAREER FIELDING

POS	G	PO	A	E	PCT	TC	DP
SS	1046	1342	2568	76	.981	3986	574



TIM LOCASTRO

#83 OF

@timmylo

@TimmyLo16

NON-ROSTER IN WHITE

HT	6-1	WT	200	BT	R	TH	R
----	-----	----	-----	----	---	----	---

OPENING DAY AGE: 30
 BIRTHDATE: JULY 14, 1992
 BIRTHPLACE: SYRACUSE, NY
 RESIDES: SCOTTSDALE, AZ
 MLB SERVICE TIME: 3 YEARS, 122 DAYS
 SIGNED BY: JAMIE LEHMAN (TORONTO)
 HOW OBTAINED: SIGNED AS A MINOR LEAGUE FREE AGENT ON
 CONTRACT STATUS: SIGNED THROUGH 2023

MEET THE MET

- Attended Ithaca College (NY)...Set single-season school records for runs (71) and stolen bases (40) in 2013... Was named the 2013 Empire 8 Conference Player of the Year after leading the conference in batting average (.436), doubles (13) and triples (six).
- Was painting his parent's basement in Auburn, N.Y., in September 2017 when Gabe Kapler, then the Dodgers' director of player development, called to ask him about his off season routine and nutrition...According to the Los Angeles Times, Kapler called back a few hours later and asked Locastro if he had plans for the weekend as the club wanted to add him to the roster..."I've got good news and bad news," Locastro told his parents. "The bad news is the basement won't be finished for a little while. The good news is I'm going to the big leagues."
- Participated in the virtual SAARC Autism Speaks Arizona walk on Oct. 31, 2020 in support of his nephew, Finn O'Brien.

2022 SEASON

- Had six stints with the Yankees; April 17-May 31, July 16-22, July 26-28, August 2-17, August 29-September 30 and October 10-November 10, appearing in 38 games overall.

POSTSEASON

- Stole a base in his first career Postseason game after entering as a pinch-runner for the Yankees in Game 2 of the ALDS vs. Cleveland...Also pinch-ran in Game 2 of the ALCS at Houston.

CAREER HIGHLIGHTS

- Stole 29 consecutive bases to begin his career, before being thrown out on April 17, 2021 at Washington, marking the longest stolen base streak to start a career since 1951.
- Was hit by 22 pitches in 2019, tied for the fourth-most by a rookie in baseball history (also, Charlie Babb in 1903, New York Giants).
- In 2019, was the first rookie in the majors with a 100.0 percent stolen base percentage (min. 15 attempts) since Detroit's Quintin Berry (21 SB) in 2012.

2021 SEASON

- Began the year with Arizona before being traded to New York-AL.
- Set a career-high with four hits on April 10 vs. Cincinnati...Recorded a hit in a career-high nine straight games from April 4-17.
- Left the game on July 17 with right knee soreness and was placed on the 10-Day Injured List a day later with a torn right ACL...Underwent season-ending surgery on his right knee on July 21.

CAREER BESTS

HITS, GAME

4 hits

4/10/21, Arizona vs. Cincinnati

HOME RUNS, GAME

1 home run

7x, last 7/17/22, New York-AL vs. Boston

LEADOFF HR

1 leadoff home run

9/6/20, Arizona at San Francisco (Johnny Cueto)

INSIDE-THE-PARK HR

None

RBI, GAME

3 RBI

6/9/19, Arizona at Toronto

STOLEN BASES, GAME

2 stolen bases

3x, last 7/17/22, New York-AL vs. Boston

HITTING STREAK

9 games

4/8/21-4/17/21

GRAND SLAMS

None

LOCASTRO, TIM

2020 SEASON

- Batted .290 (20-69) while with Arizona and was 4-4 in stolen base attempts.
- In 16 starts, hit .317 (16-60) with 11 runs, three doubles, one triple, two home runs, five RBI, five walks and four stolen bases.
- Reached base safely in nine straight plate appearances from September 23-27, one plate appearance shy of Arizona's club record (10, by Paul Goldschmidt from August 17-September 18).

2019 SEASON

- Hit .250 (53-212) across four stints with the Diamondbacks.
- Established a club record with 22 hit-by-pitches surpassing Justin Upton's previous record of 19 set in 2011.
- Recorded three walk-off hits; a single in the 11th on June 1 against New York-NL, a single in the 10th on June 23 vs. San Francisco and a single in the ninth on September 29 vs. San Diego.

2018 SEASON

- Appeared in 18 games with Los Angeles-NL in two stints with the club (May 3-13, and September 1-October 1).
- Tallied his first big league hit on May 4 at San Diego with a double off current Met, Joey Lucchesi.

2017 SEASON

- Made his major league debut on September 29, as a September call-up with Los Angeles-NL, coming in as a pinch-runner and defensive replacement.

MINOR LEAGUE REVIEW

- **2022:** Played 47 games in with Scranton/Wilkes-Barre (AAA), batting .240 (40-167) with three homers, 18 RBI and seven stolen bases.
- **2019:** Appeared in 31 games for Reno (AAA), hitting .301 (37-123) with 25 runs, 11 doubles, 21 RBI and nine stolen bases.
- **2018:** Hit .279 (84-301) in 83 games with Oklahoma City (AAA)...Also appeared in six games for AZL Dodgers (R).
- **2017:** Spent the majority of the season in the minors, combining with Tulsa (AA) and Oklahoma City (AAA), batting .308 (145-471) across both teams...Named a Texas League mid-season All-Star.
- **2016:** Combined with Rancho Cucamonga (A) and Tulsa (AA) to hit .285 (151-530) in 131 games... Named an Organizational All-Star by *MiLB.com*.

- **2015:** Split the season between Lansing (A) and Rancho Cucamonga (A), batting .276 (110-398) in 111 games.
- **2014:** Hit .313 (80-256) in 67 games with Vancouver (A)...Named an *MiLB.com* Organizational All-Star and a Northwest League mid-season All-Star.
- **2013:** Made his professional debut with Bluefield (R), batting .283 (39-138) in 43 games.

BACKGROUND

- Timothy Donald Locastro is a New York native, born and raised in Auburn, NY where he attended Auburn HS.
- He is one of only two players to be drafted out of Ithaca College (also, RHP Tucker Healy in 2012).
- Set single-season school records for runs (71) and stolen bases (40) in 2013...Was named the 2013 Empire 8 Conference Player of the Year after leading the conference in batting average (.436), doubles (tied, 13) and triples (6).

CAREER TRANSACTIONS

- Selected by Toronto in the 13th round of the 2013 First-Player Draft.
- Acquired by Los Angeles-NL from Toronto along with RHP Chase De Jong for international signing money on July 2, 2015.
- Acquired by New York-AL from Los Angeles-NL in exchange for RHP Drew Finley and cash considerations on November 21, 2018.
- Acquired by Arizona from New York-AL in exchange for LHP Ronald Román on January 16, 2019.
- On the 10-Day Injured List, April 18-May 3, 2021, with a dislocated left pinkie finger.
- Acquired by New York-AL from Arizona in exchange for RHP Keegan Curtis on July 1, 2021.
- On the 10-Day Injured List, July 18, 2021, with a torn right ACL...Transferred to the 60-Day Injured List, July 25, 2021...Missed the rest of the season.
- Claimed off waivers by Boston on November 5, 2021.
- Signed a one-year contract with New York-AL on March 14, 2022.
- On the 10-Day Injured List, May 8-June 3, 2022, with a left lat strain.
- Signed by the New York Mets to a minor league deal on January 9, 2023.

CAREER STATISTICS

YEAR	TEAM	AVG	G	AB	R	H	2B	3B	HR	RBI	SH	SF	HBP	BB	SO	SB	CS	SLG	OBP	E
2013	Bluefield (R)	.283	43	138	28	39	5	3	1	13	4	1	6	13	12	2	2	.384	.367	7
2014	Vancouver (A)	.313	67	256	49	80	11	0	1	27	5	5	32	12	23	32	4	.367	.407	4
2015	Lansing (A)	.310	70	242	48	75	10	1	5	25	3	2	21	21	25	30	11	.421	.409	8
	Rancho Cucamonga (A+)	.224	41	156	30	35	9	2	1	14	1	2	11	14	30	11	5	.327	.328	5
2016	Rancho Cucamonga (A+)	.289	86	339	61	98	17	5	5	39	2	6	18	15	50	15	4	.413	.347	9
	Tulsa (AA)	.277	45	191	27	53	8	1	1	13	1	0	7	8	16	9	2	.346	.330	8
2017	Tulsa (AA)	.285	96	368	69	105	21	4	8	31	1	2	26	22	56	22	5	.429	.366	13
	Oklahoma City (AAA)	.388	31	103	18	40	10	0	2	9	0	1	5	6	12	12	2	.544	.443	0
	LOS ANGELES (NL)	.000	3	1	0	0	0	0	0	0	0	0	0	0	0	1	0	.000	.000	0
2018	AZL Dodgers (R)	.412	6	17	3	7	0	1	0	4	0	1	2	3	0	1	1	.529	.522	1
	Oklahoma City (AAA)	.279	83	301	61	84	23	2	4	25	1	0	26	28	52	18	2	.409	.389	6
	LOS ANGELES (NL)	.182	18	11	6	2	1	0	0	0	0	1	2	5	4	0	.273	.357	0	
2019	Reno (AAA)	.301	31	123	35	37	11	2	8	21	1	0	9	10	24	9	1	.618	.394	0
	ARIZONA	.250	91	212	38	53	12	2	1	17	1	1	22	14	44	17	0	.340	.357	1
2020	ARIZONA	.290	33	69	15	20	4	1	2	7	1	0	4	8	14	4	0	.464	.395	1
2021	ARIZONA	.178	55	118	11	21	2	0	1	5	0	0	9	6	26	5	3	.220	.271	0
	NEW YORK - AL	.190	9	21	4	4	2	0	1	2	0	1	0	1	7	0	0	.429	.217	0
2022	Scranton/WB (AAA)	.240	47	167	27	40	13	2	3	18	0	0	11	12	38	7	1	.395	.332	2
	NEW YORK - AL	.186	38	43	13	8	1	0	2	4	0	0	1	2	7	8	2	.349	.239	0
Minor League Totals		.289	646	2401	456	693	138	23	39	239	19	20	174	164	338	178	40	.414	.374	50
Major League Totals		.227	247	475	87	108	22	3	7	35	2	2	37	33	103	39	5	.331	.325	2

CAREER PLAYOFF STATISTICS

YEAR	RND	TEAM/OPP	AVG	G	AB	R	H	2B	3B	HR	RBI	SH	SF	HBP	BB	SO	SB	CS	SLG	OBP	E
2022	ALDS	NY/CLE	.000	1	1	0	0	0	0	0	0	0	0	0	0	0	1	0	.000	.000	0
Postseason Totals			.000	1	1	0	0	0	0	0	0	0	0	0	0	0	1	0	.000	.000	0

CAREER FIELDING

Pos	G	PO	A	E	PCT	TC	DP
OF	174	274	3	2	.993	279	0

SIX-HIT & FIVE HIT GAMES

There have been two six-hit games and 34 five-hit games in Mets history.

SIX-HIT GAMES

Player	Opponent	Date	AB	R	H	2B	3B	HR	RBI
Edgardo Alfonzo	at Houston	8/30/99	6	6	6	1	0	3	5
Wilmer Flores	vs. Chicago-NL	7/3/16	6	3	6	0	0	2	4

FIVE-HIT GAMES

Player	Opponent	Date	Player	Opponent	Date
Dick Smith	at Chicago	5/26/64	Mookie Wilson	at San Diego	5/23/86
Jim Hickman	at Milwaukee	9/30/64	Dave Magadan	Houston (G2)	7/24/87
Phil Linz	at Philadelphia	7/6/68	Kevin McReynolds	at Atlanta	7/14/88
Joe Foy	at SF (G2)	7/19/70	Howard Johnson	at Chicago	9/8/88
Tommie Agee	at Pittsburgh	8/8/70	Rico Brogna	at St. Louis	7/25/94
John Milner	St. Louis (G1)	9/8/72	José Vizcaíno	at Florida	9/23/95
Rusty Staub	at Los Angeles	5/24/73	Alex Ochoa	at Philadelphia	7/3/96
Rusty Staub	Philadelphia	9/20/75	Mike Piazza	at Pittsburgh	4/14/00
Joel Youngblood	at Montreal	8/9/78	Mike Piazza	at Atlanta	4/7/04
George Foster	at St. Louis	6/19/82	Ty Wigginton	at Arizona	5/10/04
Hubie Brooks	at St. Louis	6/28/83	José Reyes	vs. Atlanta	5/5/06
Wally Backman	Pittsburgh	4/26/85	Carlos Delgado	vs. Atlanta	8/21/08
Gary Carter	at Atlanta	7/4/85	Ronny Paulino	at Philadelphia	5/1/11
Keith Hernandez	at Montreal	8/8/85	Yoenis Céspedes	at Colorado	8/21/15
Keith Hernandez	at San Diego	9/2/85	Brandon Nimmo	at Baltimore	8/15/18
Keith Hernandez	at St. Louis	10/3/85	Pete Alonso	at Atlanta	8/15/19
Darryl Strawberry	at Atlanta	4/30/86	Amed Rosario	at Atlanta	8/15/19



JOEY LUCCHESI

#47 LHP

@joeyfuego23

@JoeyFuego44

HT	6-5	WT	225	BT	L	TH	L
----	-----	----	-----	----	---	----	---

OPENING DAY AGE: 29
 BIRTHDATE: JUNE 6, 1993
 BIRTHPLACE: NEWARK, CA
 RESIDES: SAN DIEGO, CA
 MLB SERVICE TIME: 4 YEARS, 67 DAYS
 SIGNED BY: TROY HOERNER (SAN DIEGO)
 HOW OBTAINED: ACQUIRED FROM SAN DIEGO IN A THREE-TEAM TRADE WITH PITTSBURGH ON JANUARY 19, 2021.
 CONTRACT STATUS: ELIGIBLE FREE AGENT AFTER 2024

MEET THE MET

- Pronounces his last name loo-KAY-see.
- Gained fame for a pitch he calls a “churve”...He holds it deep in his palm like a classic circle changeup, and for most of his college career, that’s all it was – a basic changeup...Early in his pro career, he began tinkering with his wrist action as he threw it, snapping off the pitch like a breaking ball...It soon became his go-to putaway weapon...Per Statcast, his curve had an average 8.9 inch vertical drop in 2019, which was the most movement of any pitcher’s changeup by more than a full inch.
- In 2021, the Mets celebrated reaching base by holding up the grip for the curve.
- Trying to scheme up a creative Twitter handle while at Southeast Missouri State, asked his college teammates for a nickname...One of them suggested “Fuego,” and years later, he still goes by the pseudonym.
- Gets a haircut the day before every start...When he arrives at a new mound, he prefers to spend time on the mound and visualize the start...He did it in college before every Friday night start...Also calls his father, Kenneth, before each start and the two talk through the next day’s game...Would have wanted to work with his father, an engineer, if he did not play pro baseball.
- His favorite player was Barry Zito growing up because of his 12–6 curveball.
- Is a big Golden State Warriors fan...Grew up playing basketball and loves the sport...His favorite players were Baron Davis and Monta Ellis.
- Enjoys playing video games and watching movies...His favorite movie is “Step Brothers.”
- His favorite snack is pistachio nuts.

2022 SEASON

- Pitched for the first time since undergoing “Tommy John” surgery in June 2021...Made eight rehab appearances across three minor league affiliates, posting a 2.13 ERA (three earned runs/12.2 innings)... Struck out 12 batters and walked three.

2021 SEASON

- Suffered a torn UCL in his left elbow during his final start of the season on June 18 at Washington... Underwent Tommy John surgery on June 24.
- In his final five outings of the year (May 22–June 18), put up his five longest and strongest starts of the season...Pitched to a 1.19 ERA (three earned runs/22.2 innings) with 24 strikeouts and six walks in that span... Of 111 other pitchers to throw at least 20.0 innings in that span, just two had a lower ERA: Jacob deGrom (0.33) and Sean Manaea (0.84)...It was the lowest ERA he has posted in a five-game stretch in his career.
- Made his Mets debut in relief on April 7 at Philadelphia, tossing 2.0 scoreless innings...His next appearance was his first start of the year on April 17 at Colorado.

CAREER BESTS

WIN STREAK

3 games
8/18/19–9/7/19

LOSS STREAK

4 games
9/13/19–8/1/20

STRIKEOUTS, GAME

11 strikeouts
5/24/19, San Diego at Toronto

DOUBLE-DIGIT STRIKEOUT GAMES

1 game
11, 5/24/19, San Diego at Toronto

LONGEST OUTING, STARTER

7.0 innings
3x, last, 6/17/19, San Diego vs. Milwaukee

MOST WALKS, GAME

5 walks
9/7/19, San Diego vs. Colorado

SCORELESS STREAK

14.0 innings
6/25/18–7/6/18

- Tossed 4.0 shutout innings, allowed just one hit and racked up a season-high eight punchouts on May 22 in his start against Miami.
- In relief, Lucchesi owned a 5.14 ERA (four earned runs/7.0 innings) in three games...Opponents hit .231 (6-26) with a .695 OPS when facing him in relief...As a starter, he posted a 4.31 ERA (15 earned runs/31.1 innings), a .248 BAA (28-113) and a .729 OPS against.
- Earned his first major league victory in his third career start on April 10 at Colorado.
- Logged a 1.66 ERA and a 2-0 record through his first four starts from March 30-April 15.
- Went on to allow three earned runs-or-fewer in eight of his first nine career outings from March 30-May 14.
- Optioned to El Paso (AAA) on July 12 to make a start over the All-Star break (July 18 at Albuquerque) before being recalled by San Diego on July 23.

2020 SEASON

- Appeared in three games for San Diego...Made two starts at the beginning of the season before being optioned...Returned to the major league roster to make one more appearance (0.1 inning in relief) on September 16.

2019 SEASON

- Among all qualifying NL lefties, ranked in the top-5 in opponent average (.233, third), OPS (.702, fourth) and WHIP (1.22, fifth)...Ranked fifth among qualifying major league pitchers with a .183 opposing batting average at home.
- Threw 5.0 innings or more in 80 percent (24 of 30) of his starts...He was 10-5 with a 2.91 ERA (45 earned runs/139.0 innings) in those starts and San Diego went 13-11 in those games.
- Tossed a career-high 7.0 innings on three occasions.
- On May 24 at Toronto, he became the 17th major league pitcher to make a start in the USA, Mexico and Canada...He tossed 6.2 innings of three-hit, three-run ball behind a career-high 11 strikeouts.
- Got the win on his 26th birthday on June 6 vs. Washington, three days after teammate Eric Lauer got the win on his 24th birthday on June 3 vs. Philadelphia...The duo became the first teammates in the majors to do so since Boston's Josh Beckett (May 5, 2012) and Andrew Miller (May 21, 2012).
- Among all MLB pitchers to toss at least 70.0 innings both at home and on the road, Lucchesi's -3.66 ERA differential from road (6.22) to home (2.56) was tied for the second-largest with Adam Wainwright, trailing only Steven Matz (-4.31).

2018 SEASON

- Selected to the major league roster on March 30 and started that same day vs. Milwaukee, becoming the first pitcher of the 2016 draft class to make his major league debut.
- Led the Padres staff in strikeouts (145) and ranked second in starts (26) and innings (130.0).
- Among all MLB rookies, ranked third in strikeouts, tied for fourth in starts, tied for fifth in wins (eight) and sixth in innings pitched.

MINOR LEAGUE REVIEW

- **2017:** Named the Padres Minor League Pitcher of the Year, going 11-7 with a combined 2.20 ERA (34 earned runs/139.0 innings), 148 strikeouts and 33 walks...Was a California League mid-season All-Star.
- **2016:** Made his pro debut for Tri-City (A)...Named a short-season All-Star by *Baseball America* and was a Postseason Northwest League All-Star.

BACKGROUND

- Joseph George Lucchesi graduated from Newark (CA) Memorial High School in 2011 and played two seasons at Chabot College before attending Southeast Missouri State.
- At Southeast Missouri State, became the first pitcher in conference history to win back-to-back Ohio Valley Conference Pitcher of the Year awards...As a senior, was named a Second Team All-American by the National Collegiate Baseball Writers Association...His 149 strikeouts his senior year set a new school and conference record and his 242 career strikeouts broke the Southeast Missouri record.

CAREER TRANSACTIONS

- Selected by San Diego in the fourth round of the 2016 First-Year Player Draft.
- On the 10-Day Disabled List, May 15-June 20, 2018, with a right hip strain.
- Acquired by the New York Mets from San Diego in a three-team trade on January 19, 2021...The Mets traded C Endy Rodríguez to Pittsburgh.
- On the 60-Day Injured List, June 19, 2021, to undergo Tommy John surgery on his left elbow...Missed the rest of the season.
- On the 60-Day Injured List, March 29, 2022, to recover from "Tommy John" surgery...Missed the entire season.

CAREER STATISTICS

YEAR	TEAM	W-L	ERA	G	GS	CG	SHO	SV	IP	H	R	ER	HR	HB	BB	SO	WP	BK
2016	Tri-City (A)	0-2	1.35	14	10	0	0	1	40.0	27	7	6	0	0	2	53	5	1
	Fort Wayne (A)	0-0	0.00	1	0	0	0	0	2.0	4	0	0	0	0	1	3	1	0
2017	Lake Elsinore (A)	6-4	2.52	14	14	0	0	0	78.2	56	26	22	9	2	19	95	6	2
	San Antonio (AA)	5-3	1.79	10	9	0	0	1	60.1	46	17	12	3	1	14	53	3	1
2018	SAN DIEGO (NL)	8-9	4.08	26	26	0	0	0	130.0	125	63	59	23	4	43	145	4	0
	Lake Elsinore (A)	0-0	0.00	1	1	0	0	0	4.0	0	0	0	0	1	0	6	0	0
	El Paso (AAA)	0-1	23.63	1	1	0	0	0	2.2	7	7	7	1	1	4	2	1	0
2019	SAN DIEGO (NL)	10-10	4.18	30	30	0	0	0	163.2	144	78	76	23	2	56	158	8	0
2020	SAN DIEGO (NL)	0-1	7.94	3	2	0	0	0	5.2	13	5	5	0	1	2	5	0	0
2021	METS	1-4	4.46	11	8	0	0	0	38.1	34	20	19	4	2	11	41	1	0
2022	St. Lucie (A)#	1-0	0.00	4	2	0	0	0	5.0	3	1	0	0	0	1	5	0	0
	Binghamton (AA)#	0-1	6.75	2	0	0	0	0	2.2	5	4	2	0	0	1	4	0	0
	Syracuse (AAA)#	0-0	1.80	2	2	0	0	0	5.0	4	1	1	0	0	1	3	0	0
Minor League Totals		12-11	2.25	49	39	0	0	2	200.1	152	63	50	13	5	43	224	16	4
Major League Totals		19-24	4.24	70	66	0	0	0	337.2	316	166	159	50	9	112	349	13	0

- rehabilitation assignment

CAREER FIELDING

POS	G	PO	A	E	PCT	TC	DP
P	70	9	48	5	.919	62	4

MARATHON GAMES

Date	Opponent	Innings	Score	Winner	Loser	Site
9/11/74	Cardinals	25	L, 3-4	S. Siebert	Webb	Shea
4/15/68	Astros	24	L, 0-1	Blasingame	Rohr	Houston
5/31/64	Giants	23	L, 6-8	G. Perry	Cisco	Shea
6/8/13	Marlins	20	L, 1-2	Slowey	Marcum	Citi Field
4/17/10	Cardinals	20	W, 2-1	Rodriguez	Mather	St. Louis
7/4/85	Braves	19	W, 16-13	Gorman	Camp	Atlanta
5/24/73	Dodgers	19	W, 7-3	Stone	Rau	LA
5/4/19	Brewers	18	L, 4-3	Williams	Flexen	Milwaukee
7/19/15	Cardinals	18	W, 3-1	C. Torres	Martinez	St. Louis
4/28/85	Pirates	18	W, 5-4	Gorman	Tunnell	Shea
8/26/80	Padres	18	L, 6-8	Rasmussen	Falcone	Shea
6/18/79	Astros	18	L, 2-3	Roberge	Hausman	Houston
9/16/75	Expos	18	W, 4-3	Baldwin	DeMola	Shea
8/1/72	Phillies	18	W, 3-2	Sadecki	Brandon	Shea
10/2/65	Phillies	18	0-0	-	-	Shea
8/5/71	Braves	17	L, 1-2	Barber	R. Taylor	Atlanta
8/19/68	Giants	17	L, 0-1	Linzy	R. Taylor	Shea
5/21/68	Pirates	17	W, 4-3	R. Taylor	Moose	Shea
5/13/66	Giants	17	L, 4-5	Priddy	Eilers	Shea
4/19/76	Cardinals	17	W, 4-3	Apodaca	Wallace	St. Louis
7/9/77	Expos	17	W, 7-5	P. Siebert	McEnaney	Shea
6/10/83	Expos	17	W, 4-2	Ownbey	B. Smith	Shea
9/29/93	Cardinals	17	W, 1-0	Greer	Lancaster	Shea
7/7/07	Astros	17	W, 5-3	Sele	Moehler	Houston



STARLING MARTE

#6 OF

@marte06

@Starlingmart

HT	6-1	WT	195	BT	R	TH	R
----	-----	----	-----	----	---	----	---

OPENING DAY AGE: 34

BIRTHDATE: OCTOBER 9, 1988

BIRTHPLACE: SANTO DOMINGO, DR

RESIDES: SANTO DOMINGO, DR

MLB SERVICE TIME: 9 YEARS, 162 DAYS

SIGNED BY: RENE GAYO & CHINO VALDEZ (PITTSBURGH)

HOW OBTAINED: SIGNED AS A FREE AGENT TO A FOUR-YEAR

CONTRACT ON NOVEMBER 30, 2021

CONTRACT STATUS: SIGNED THROUGH 2025

🏆 GOLD GLOVE: 2015, 2016 ★ ALL-STAR: 2016, 2022

CAREER BESTS

HITS, GAME

5 hits

4/15/18, Pittsburgh at Miami

HOME RUNS, GAME

2 home runs

5x, last, 8/17/22 at Atlanta

MULTI-HR GAMES

5 multi-homer games

5 two-homer games

LEADOFF HR

2 leadoff home runs

last, 5/5/13, Pittsburgh vs. Washington (Gio Gonzalez)

INSIDE-THE-PARK HR

1 inside-the-park home run

5/4/18, Pittsburgh at Milwaukee (Junior Guerra)

WALK-OFF HOME RUNS

6 walk-off home runs

last, 8/6/21, Oakland vs. Texas (Jimmy Herget)

PINCH-HIT HOME RUNS

None

RBI, GAME

5 RBI

4/18/15, Pittsburgh vs. Milwaukee

STOLEN BASES, GAME

3 stolen bases

3x, last, 8/1/21, Oakland at Los Angeles-AL

HITTING STREAK

17 games

7/4/18-7/24/18

GRAND SLAMS

2 grand slams

last, 7/20/18, Pittsburgh at Cincinnati

MARTE, STARLING

MEET THE MET

- Starling and his siblings grew up with his grandmother, who had 50 grandkids and 40+ great-grandkids...His grandma went by the name "Ponga," as very few people knew her real name...Ponga passed away in May, 2022...Marte hit a home run on the first pitch he saw after returning from the Bereavement List at Colorado on May 21, 2022.
- Named his daughter Tiana after the character from Disney's "The Princess and the Frog"...Wore a Mickey Mouse chain during the 2022 season.
- Enjoys watching anime.
- One of his childhood idols was Hall of Famer Vladimir Guerrero and says he wanted to emulate him at the plate...Played against Guerrero in the 2012-13 Dominican Winter League when Guerrero was playing for Licey and Marte was with Escogido.

CAREER HIGHLIGHTS

- Is the only active player with at least 100 career home runs and 300 career stolen bases...Enters 2023 ranked fourth among active players with 314 career steals.
- Ranks second among active players in hit by pitches (146) behind Anthony Rizzo (201)...Leads active players in outfield assists (93) and has 15 more than any other player since making his debut in 2012.
- Has at least one walk-off RBI in seven of his 11 major league seasons and 10 overall in his career.
- Is a two-time All-Star (2016, 2022) and Gold Glove recipient (2015-16).

2022 SEASON

- Received one 10th-place vote for NL MVP.
- Named an All-Star for the second time in his career (also, 2016).
- Ranked seventh in the NL in batting average...Tied for fourth in the NL and tied for ninth in the majors with five triples...Tied for 13th in the NL with 18 steals.
- Despite missing 44 games, still tied for 13th in the NL with 42 multi-hit games and tied for 11th with 11 three-hit games.
- Slashed .307/.359/.501 with 41 extra-base hits in 98 games from May 1 through the end of the season...Left the game on September 6 after being hit by a pitch on his right hand...X-rays showed a partial non-displaced fracture of his right middle finger...The injury cost him the rest of the regular season.
- Reached 300 career steals as he swiped third at Arizona on April 24.
- Lined a walk-off single on July 27 vs. the Yankees for the Mets' ninth-ever Subway Series walk-off win.

- Stole home on July 17 at Chicago-NL and again on August 19 at Philadelphia...Was the only player in MLB to steal home twice in 2022...The only other Met to steal home twice in a season was Hubie Brooks (1991).

POSTSEASON

- Returned to the roster for the NL Wild Card Series after missing a month on the Injured List...Had two hits and two stolen bases in his first game in over a month in Game 1 vs. San Diego.

2021 SEASON

- Split the season between Miami and Oakland... After being traded to the Athletics, posted some of the best numbers by a trade-deadline acquisition in Oakland history...Batted .316 with 25 steals in 56 games with the A's after hitting .306 with a .407 OBP and 22 steals in 63 games with the Marlins.
- Combined for a .310 batting average, 12 home runs, 55 RBI and a career-high-tying 47 stolen bases in 120 games overall...Added a career-high 43 walks for a career-high .383 on-base percentage.
- Led the majors in stolen bases while ranking fifth in the NL and tying for sixth in the AL...According to *Elias*, he is the first player in major league history to finish in the top 10 in steals in both the AL and NL in the same season...Was successful in 90.3% (47-52) of stolen base attempts, which was the best mark of his career.
- Ranked sixth in the majors in batting average and seventh in OBP.

2020 SEASON

- Was the only player in the majors to play 61 games in the 60-game season by virtue of a mid-season trade from Arizona to Miami...Appeared in 33 games for the D-backs and 28 for the Marlins.

POSTSEASON

- Played in one game of Miami's Wild Card Series vs. Chicago-NL...Went 2-4 with a double and a run scored...Suffered a fractured left hand when he was hit by a pitch and missed the rest of the Postseason.

2019 SEASON

- Set career-highs in runs, home runs, RBI, extra-base hits (60), slugging percentage and OPS (.845).
- Ranked sixth in the NL in steals, collecting at least 20 for the seventh season in a row.
- Traded to Arizona during the 2019-2020 offseason.

2018 SEASON

- Tallied his first 20-homer campaign...Voted team MVP by the Pittsburgh chapter of the BBWAA... Ranked third in the NL with 33 stolen bases.

- Had a career-high 17-game hitting streak from July 4-24.
- Hit his first career inside-the-park home run on May 4 at Milwaukee.

2017 SEASON

- Played three games for his native Dominican Republic in the World Baseball Classic before the season...Went 3-12 with a solo homer.
- Hit a walk-off home run to cap a four-hit performance on April 9 vs. Atlanta...Stole home as part of a double steal on April 11 vs. Cincinnati.
- Served an 80-game suspension after testing positive for Nandrolone, a performance-enhancing substance.

2016 SEASON

- Earned his first career All-Star nod...Singled off Andrew Miller as a pinch-hitter in the All-Star Game.
- Won his second straight Rawlings Gold Glove Award.
- Finished sixth in the NL in batting average...Led the NL with 17 outfield assists.
- Connected off J.J. Hoover for his first career grand slam on April 8 at Cincinnati.

2015 SEASON

- Won his first Rawlings Gold Glove Award...Led NL outfielders with 16 assists.
- Led the NL with 19 game-winning RBI...Delivered a walk-off single on June 12 vs. Philadelphia in the 13th inning...Slammed walk-off home runs on August 22 vs. San Francisco and October 2 vs. Cincinnati.

POSTSEASON

- Had an outfield assist in the Wild Card Game vs. Chicago-NL.

2014 SEASON

- Hit his first career walk-off home run on May 2 vs. Toronto.
- Recorded his second career multi-homer game on August 18 vs. Atlanta.
- Had the game-winning hit as the Pirates clinched a playoff berth on September 23 at Atlanta.

POSTSEASON

- Was 1-4 in the Wild Card Game vs. San Francisco.

2013 SEASON

- Ranked third in the National League in stolen bases and tied for second in triples...Ranked second in HBP.
- Hit a ninth-inning home run on September 23 at Wrigley Field to break a 1-1 tie and help the Pirates clinch their first Postseason berth since 1992.

POSTSEASON

- Went 3-24 (.125) in six games...Was 2-5 in the Wild Card Game vs. Cincinnati...Homed in Game 2 of the NLDS at St. Louis.

2012 SEASON

- Made his major league debut on July 26 at Houston...Homed on the first pitch he saw in the big leagues.

MINOR LEAGUE REVIEW

- 2012:** Named a *MiLB.com* Organizational All-Star for the second straight year...Was a mid- and Postseason International League All-Star.
- 2011:** Was a *MiLB.com* Organizational All-Star... Participated in the SiriusXM All-Star Futures Game at Chase Field, going 1-3 as the starting centerfielder...Named the Eastern League Rookie of the Year.
- 2009:** Had a 22-game hit-streak with West Virginia (A).
- 2008:** Was named a DSL All-Star.
- 2007:** Made his pro debut with the DSL Pirates (R).

BACKGROUND

- Full name is Starling Javier Marte.

CAREER TRANSACTIONS

- Signed by Pittsburgh as a non-drafted free agent on January 4, 2007.
- On the 15-Day Disabled List, August 19-September 7, 2012, with a strained right oblique.
- On the 15-Day Disabled List, August 19-September 7, 2013, with a right hand contusion.

- Signed by Pittsburgh to a six-year contract extension on March 26, 2014.
- On the Bereavement List, July 9-16, 2014.
- On the 7-Day Disabled List, July 23-August 5, 2014, with a concussion.
- On the Paternity Leave List, May 16-19, 2016.
- On the 15-Day Disabled List, September 28, 2016, with lower back tightness...Missed the rest of the season.
- Suspended by MLB for 80 games for violating MLB's Joint Drug Prevention and Treatment Program on April 18, 2017...Reinstated from the Restricted List on July 18.
- On the 10-Day Disabled List, May 16-26, 2018, with a strained right oblique.
- On the 10-Day Injured List, April 20-30, 2019, with an abdominal wall contusion.
- Acquired by Arizona from Pittsburgh in exchange for RHP Brennan Malone and INF Liover Peguero on January 27, 2020.
- Acquired by Miami from Arizona in exchange for LHP Caleb Smith, RHP Humberto Mejia and a player to be named later on August 31, 2020.
- On the 10-Day Injured List, April 19-May 28, 2021, with a non-displaced rib fracture.
- Acquired by Oakland from Miami in exchange for LHP Jesús Luzardo on July 28, 2021.
- Signed by the New York Mets as a free agent to a four-year contract on November 30, 2021.
- On the Bereavement List, May 17-21, 2022.
- On the 10-Day Injured List, September 10, 2022, with a fractured right middle finger...Missed the rest of the regular season.

OUTFIELD ASSIST LEADERS

Year	Leader	Assists	Year	Leader	Assists	Year	Leader	Assists
1974	Rusty Staub	19	1991	Kevin McReynolds	9	2009	Jeff Francoeur	5
1975	Rusty Staub	15	1992	Bobby Bonilla	7		Angel Pagan	5
1976	Dave Kingman	10	1993	Joe Orsulak	9	2010	Jeff Francoeur	11
1977	Lee Mazzilli	9	1994	Joe Orsulak	8	2011	Angel Pagan	5
1978	Steve Henderson	11	1995	Carl Everett	9	2012	Andres Torres	6
1979	Joel Youngblood	18	1996	Bernard Gilkey	18	2013	Juan Lagares	15
1980	Steve Henderson	6	1997	Bernard Gilkey	17	2014	Curtis Granderson	8
1981	Ellis Valentine	8	1998	Bernard Gilkey	9	2015	Curtis Granderson	9
1982	George Foster	12	1999	Roger Cedeno	9	2016	Yoenis Cespedes	9
	Mookie Wilson	12	2000	Jay Payton	7	2017	Juan Lagares	7
1983	George Foster	12	2001	Tsuyoshi Shinjo	12	2018	José Bautista	5
1984	Darryl Strawberry	11	2002	Timo Perez	9		Michael Conforto	5
1985	George Foster	7	2003	Cliff Floyd	15	2019	Michael Conforto	8
1986	Darryl Strawberry	10	2004	Richard Hidalgo	10	2020	Michael Conforto	6
1987	Kevin McReynolds	8	2005	Cliff Floyd	15	2021	Michael Conforto	7
1988	Kevin McReynolds	18	2006	Carlos Beltrán	13	2022	Starling Marte	9
1989	Kevin McReynolds	10	2007	Moises Alou	7			
1990	Kevin McReynolds	14	2008	Carlos Beltrán	8			

CAREER STATISTICS

YEAR	TEAM	AVG	G	AB	R	H	2B	3B	HR	RBI	SH	SF	HB	BB	SO	SB	CS	SLG	OBP	E
2007	DSL Pirates (R)	.220	45	132	27	29	4	1	1	11	6	1	7	10	29	16	2	.288	.307	2
2008	DSL Pirates (R)	.296	65	257	53	76	10	2	9	44	4	2	14	16	53	20	8	.455	.367	7
2009	GCL Pirates (R)	.000	2	7	1	0	0	0	0	0	0	0	0	0	1	0	0	.000	.000	0
	West Virginia (A)	.312	54	221	41	69	9	5	3	34	0	2	12	12	55	24	7	.439	.377	7
	Lynchburg (A)	1.000	1	2	0	2	0	0	0	1	0	0	0	0	0	0	0	1.000	1.000	0
2010	Bradenton (A)	.315	60	222	41	70	16	5	0	33	2	2	15	12	59	22	8	.432	.386	6
	GCL Pirates (R)	.346	8	26	6	9	3	0	2	5	0	0	1	1	6	4	1	.692	.393	1
2011	Altoona (AA)	.332	129	536	91	178	38	8	12	50	1	2	11	22	100	24	12	.500	.370	8
2012	Indianapolis (AAA)	.286	99	388	64	111	21	13	12	62	2	3	10	28	91	21	12	.500	.347	1
	PITTSBURGH (NL)	.257	47	167	18	43	3	6	5	17	2	2	3	8	50	12	5	.437	.300	3
	State College (AA)#	.000	1	5	0	0	0	0	0	0	0	0	0	0	3	0	0	.000	.000	0
2013	PITTSBURGH (NL)	.280	135	510	83	143	26	10	12	35	6	1	24	25	138	41	15	.441	.343	7
2014	PITTSBURGH (NL)	.291	135	495	73	144	29	6	13	56	0	0	17	33	131	30	11	.453	.356	6
	Indianapolis (AAA)#	.083	3	12	0	1	1	0	0	0	0	0	0	0	5	0	0	.167	.083	0
2015	PITTSBURGH (NL)	.287	153	579	84	166	30	2	19	81	3	5	19	27	123	30	10	.444	.337	2
2016	PITTSBURGH (NL)	.311	129	489	71	152	34	5	9	46	1	0	16	23	104	47	12	.456	.362	4
2017	PITTSBURGH (NL)	.275	77	309	48	85	7	2	7	31	0	2	8	20	63	21	4	.379	.333	1
	Bradenton (A)#	.200	3	10	2	2	0	0	0	0	0	0	0	0	2	1	0	.200	.200	0
	Indianapolis (AAA)#	.333	9	36	4	12	1	0	1	3	0	0	2	2	8	3	0	.444	.400	0
2018	PITTSBURGH (NL)	.277	145	559	81	155	32	5	20	72	1	3	8	35	109	33	14	.460	.327	3
2019	PITTSBURGH (NL)	.295	132	539	97	159	31	6	23	82	2	4	16	25	94	25	6	.503	.342	5
2020	ARIZONA (NL)	.311	33	122	23	38	8	1	2	14	0	1	5	10	19	5	2	.443	.384	0
	MIAMI (NL)	.245	28	106	13	26	6	0	4	13	0	0	4	2	22	5	0	.415	.286	1
2021	MIAMI (NL)	.305	64	233	52	71	11	1	7	25	1	1	8	32	57	22	3	.451	.405	2
	Jacksonville (AAA)#	.000	2	6	0	0	0	0	0	0	0	0	0	0	1	0	0	.000	.000	0
	OAKLAND (AL)	.316	56	234	37	74	16	2	5	30	0	1	5	11	42	25	2	.466	.359	1
2022	METS	.292	118	466	76	136	24	5	16	63	0	0	13	26	97	18	9	.468	.347	1
Minor League Totals		.301	481	1860	330	559	103	34	40	243	15	12	72	103	413	135	50	.457	.359	18
Major League Totals		.290	1252	4808	756	1392	257	51	142	565	16	20	146	277	1049	314	93	.453	.346	36

- rehabilitation assignment

CAREER PLAYOFF STATISTICS

YEAR	RND	TEAM/OPP	AVG	G	AB	R	H	2B	3B	HR	RBI	SH	SF	HBP	BB	SO	SB	CS	SLG	OBP	E
2013	NLWC	PIT vs. CIN	.400	1	5	1	2	1	0	0	0	0	0	0	0	0	0	0	.600	.400	0
	NLDS	PIT vs. STL	.053	5	19	1	1	0	0	1	1	0	0	1	1	5	1	0	.211	.143	0
2014	NLWC	PIT vs. SF	.250	1	4	0	1	0	0	0	0	0	0	0	1	0	0	.250	.250	0	
2015	NLWC	PIT vs. CHC	.000	1	4	0	0	0	0	0	0	0	0	0	1	0	0	.000	.000	0	
2020	NLWC	MIA vs. CHC	.500	1	4	1	2	1	0	0	0	0	0	1	0	0	0	0	.750	.600	0
2022	NLWC	NYM vs. SD	.167	3	12	0	2	0	0	0	0	0	0	0	1	1	2	0	.167	.231	0
Postseason Totals			.167	12	48	3	8	2	0	1	1	0	0	2	2	8	3	0	.271	.231	0
WC Totals			.241	7	29	2	7	2	0	0	0	0	0	1	1	3	2	0	.310	.290	0
DS Totals			.053	5	19	1	1	0	0	1	1	0	0	1	1	5	1	0	.211	.143	0

ALL-STAR GAMES

YEAR	LEAGUE/SITE	AVG	G	AB	R	H	2B	3B	HR	RBI	SH	SF	HB	BB	SO	SB	CS	SLG	OBP	E
2016	NL/San Diego	1.000	1	1	0	1	0	0	0	0	0	0	0	0	0	0	0	1.000	1.000	0
2022	NL/Los Angeles-NL	--	0	0	0	0	0	0	0	0	0	0	0	0	0	0	0	--	--	0

WORLD BASEBALL CLASSIC

YEAR	CLUB	AVG	G	AB	R	H	2B	3B	HR	RBI	SH	SF	HB	BB	SO	SB	CS	SLG	OBP	E
2017	Dominican Republic	.250	3	12	2	3	1	0	1	1	0	0	0	0	1	0	0	.583	.250	1

CAREER FIELDING

POS	G	PO	A	E	PCT	TC	DP
OF	1221	2241	93	36	.985	2370	12



RONNY MAURICIO

#60 INF

@el_chimii04

@chimy48

HT	6-3	WT	202	BT	S	TH	R
----	-----	----	-----	----	---	----	---

OPENING DAY AGE: 21
 BIRTHDATE: APRIL 4, 2001
 BIRTHPLACE: SAN PEDRO DE MACORIS, DR
 RESIDES: SAN PEDRO DE MACORIS, DR
 MLB SERVICE TIME: 0 YEARS, 0 DAYS
 SIGNED BY: MARCIANO ÁLVAREZ
 HOW OBTAINED: SIGNED AS A NON-DRAFTED FREE AGENT ON JULY 2, 2017
 CONTRACT STATUS: SIGNED THROUGH 2023

MAURICIO, RONNY

MEET THE MET

- According to *MLB Pipeline*, is the sixth-ranked prospect in the Mets organization.
- Played for Tigres Del Licey in the Dominican Winter League for the third consecutive season in 2022-23...Was named MVP of the Dominican Winter League after collecting 54 hits, 15 doubles, five home runs, 31 RBI and 11 steals...His .468 slugging percentage led the league, while his .803 OPS ranked second and his .287 average was third.
- His favorite players growing up were José Reyes and Javier Báez...Enjoys the spark and hustle they bring to the game...His favorite athlete is LeBron James, who he thinks is the greatest basketball player of all-time.
- Frequently posts dance videos on TikTok (@chimy48)

MINOR LEAGUE REVIEW

- **2022:** Spent the entire season with Binghamton (AA), where he tallied 26 home runs and 89 RBI... Finished the season batting .259 (132-509) in 123 games.
- **2021:** Belted 20 home runs, 19 of which were for Brooklyn (A+)...Spent the final week of the season with Binghamton (AA) where he hit .323 (10-31) in eight games...Was named a *MiLB.com* Organizational All-Star...Was the High-A East Offensive Player of the Week for the period ending May 9...Played for Tigres Del Licey in the Dominican Winter League...Hit .244 (22-90) in 25 games.

- **2020:** Arrived at the Mets' Alternate Training Site in Brooklyn in mid-August and spent the remainder of the year there...Played for Tigres del Licey in the Dominican Winter League...*Baseball America* rated him the best athlete and best defensive infielder in the Mets minor league system.
- **2019:** Was a South Atlantic League mid-season All-Star with Columbia (A)...After the season, *Baseball America* rated him as the Mets' top prospect.
- **2018:** Made his pro debut with GCL Mets (R) and was the Sterling Award recipient there, emblematic of the team's most valuable player... Spent the last week of the season with Kingsport (R) of the Appalachian League.

BACKGROUND

- Ronny Mauricio signed with the Mets as a 16-year-old in the Dominican Republic.

CAREER TRANSACTIONS

- Signed by the New York Mets as a non-drafted free agent on July 2, 2017.

CAREER STATISTICS

YEAR	TEAM	AVG	G	AB	R	H	2B	3B	HR	RBI	SH	SF	HBP	BB	SO	SB	CS	SLG	OBP	E
2018	GCL Mets (R)	.279	49	197	26	55	13	3	3	31	0	5	0	10	31	1	6	.421	.307	14
	Kingsport (R)	.233	8	30	6	7	3	0	0	4	0	2	0	3	9	1	0	.333	.286	2
2019	Columbia (A)	.268	116	470	62	126	20	5	4	37	3	3	5	23	99	6	10	.357	.307	23
2021	Brooklyn (A+)	.242	100	392	55	95	14	5	19	63	0	1	3	24	101	9	7	.449	.290	20
	Binghamton (AA)	.323	8	31	3	10	1	0	1	1	0	0	0	2	11	2	0	.452	.323	2
2022	Binghamton (AA)	.259	123	509	71	132	26	2	26	89	0	4	4	24	125	20	11	.472	.296	25
Minor League Totals		.261	404	1629	223	425	77	15	53	225	3	15	12	86	376	39	34	.424	.300	140



T.J. McFARLAND

#44 LHP

@66TJMac

NON-ROSTER WHITE

HT	6-3	WT	200	BT	L	TH	L
----	-----	----	-----	----	---	----	---

OPENING DAY AGE: 33
 BIRTHDATE: JUNE 8, 1989
 BIRTHPLACE: PALOS PARK, IL
 RESIDES: CLARENDON HILLS, IL
 MLB SERVICE TIME: 8 YEARS, 28 DAYS
 SIGNED BY: MIKE SOPER (CLEVELAND)
 HOW OBTAINED: SIGNED AS A MINOR LEAGUE FREE AGENT ON DECEMBER 20, 2022
 CONTRACT STATUS: SIGNED THROUGH 2023

MEET THE MET

- Earned his Bachelor of Science in Business Management, as well as a certificate in Financial Planning from the University of Phoenix in 2018, after 11 years of school...Promised his parents after he was drafted at age 17 that he would someday get his college degree.
- His hidden talent is impersonating people...He can mimic the voice of Harry Caray in the style of Will Ferrell on *Saturday Night Live*...Can also do a convincing Russian accent.
- Enjoys being by the water, including his time in Venezuela when he was a member of Caribe de Anzoategui during the 2013-14 Venezuelan Winter League, which finished in first place...Threw 39.1 innings in eight appearances with a 1-2 record and 2.97 ERA.

CAREER HIGHLIGHTS

- Ranks eighth among relief pitchers with a ground ball rate of 62.8 percent since 2013 (Min. 200 relief appearances).

2022 SEASON

- Appeared in 28 games for St. Louis and pitched to a 6.61 ERA (24 ER/32.2 IP) before he was designated for assignment on August 10...Was released on August 12...Signed with St. Louis on August 23 and made 14 relief appearances with Memphis (AAA).

2021 SEASON

- Signed as a minor league free agent with Washington on March 29 and was released on June 29...Signed a minor league contract with St. Louis on July 1.
- Made his Cardinals debut on July 16 and appeared in 38 games post-All-Star Break, most among MLB left-handers and second overall in the National League (Leone, 39).
- Established career-bests in WHIP (1.06), opponent OBP (.285) and opponent average (.237).
- Led all Cardinals pitchers and was tied for second in the NL with 15 appearances in August and September.
- His four wins were fourth-most on the Cardinals among relief pitchers.
- Induced 12 double plays to lead all NL relievers and was tied for the major league-lead with Kyle Zimmer.

POSTSEASON

- Appeared in the ninth inning of the Wild Card game at Los Angeles-NL and took the loss after allowing a walk to Cody Bellinger...Recorded two outs prior to issuing the walk.

2020 SEASON

- Went 2-0 with a 4.35 ERA (10 earned runs/20.2 innings) in 23 games with Oakland.

POSTSEASON

- Threw 1.0 hitless inning in Games 1 and 4 of the ALDS vs. Houston.

CAREER BESTS

WIN STREAK

5 games

8/5/20-8/25/21

LOSS STREAK

4 games

7/19/17-5/5/21

STRIKEOUTS, GAME

6 strikeouts

7/23/19, Arizona vs. Baltimore

LONGEST OUTING

5.0 innings

2x, last, 4/22/16, Baltimore vs. Texas

MOST WALKS, GAME

3 walks

3x, last, 7/8/18, Arizona vs. Los Angeles-NL

SCORELESS STREAK

18.1 innings

8/3/21-9/9/21

2019 SEASON

- Began the season on the 10-Day Injured List with left shoulder inflammation.
- Did not factor in a decision or have a save opportunity in a career-high 51 relief appearances with Arizona...Since the save became a stat in 1969, is one of three pitchers to appear in 50 or more games with no wins, losses or save opportunities, joining Aaron Loup (2018) and Sam Freeman (2015).
- Ranked third among National League relievers in ground-ball percentage (61.1).
- Set a career-high with six strikeouts on July 23 vs. Baltimore over 2.2 innings.

2018 SEASON

- Established career-bests in ERA (2.00), opponent SLG (.336) and opponent OPS (.631).
- Recorded his first career save on June 22 at Pittsburgh with a scoreless 13th inning in a 2-1 win.
- His 59.2 innings at the All-Star break were the most by a Diamondbacks reliever all-time.

2017 SEASON

- Went 4-5 with a 5.33 ERA (32 earned runs /54.0 innings), 29 strikeouts and 17 walks over 43 appearances in his first season with Arizona.
- Ranked among NL relievers in groundball percentage (first, 69.8) and ground ball/fly ball ratio (second, 4.88).

2016 SEASON

- Appeared in 16 games in his fourth season with Baltimore.
- Did not allow a run over a career-high-tying 5.0 innings on April 22 vs. Kansas City.

2015 SEASON

- Had five stints with Baltimore: May 8-24, June 3-14, June 24-25, June 28 (G2) and August 4-end of season.
- Finished second among AL relievers in ground ball percentage (65.7%) and third in ground ball/fly ball ratio (4.48).

2014 SEASON

- Posted a 2.68 ERA (16 earned runs/53.2 innings) in 36 relief outings.
- Made one start on July 1 vs. Texas, earning his first career win as a starter...Allowed two earned runs over 5.0 innings.

2013 SEASON

- Spent the season with Baltimore, making 38 appearances (one start).
- Made his major league debut on April 6 vs. Minnesota and threw 3.1 scoreless innings on one hit and five strikeouts.

- Struck out a season-high-tying five batters across 3.2 scoreless innings on June 15 vs. Boston.

MINOR LEAGUE REVIEW

- **2012:** Split the season between Akron (AA) and Columbus (AAA) and led all Cleveland farmhands with 16 wins...Went 8-2 with a 2.69 ERA (18 earned runs, 60.1 innings) in 10 starts with the Aeros to begin the season.
- **2011:** Tied for second in the Eastern League in complete games (two) and tied for fourth in starts (25)...Was named Eastern League Pitcher of the Week, June 28-July 4.
- **2010:** Finished third among all Cleveland farmhands in wins (11)...Tied for second in the Carolina League in wins and fourth in ERA (3.13)... Named to the Carolina League All-Star team.
- **2009:** Spent the season with Lake County (A), leading the club in wins (nine), finishing second in starts (23) and innings (120.2) and was third in strikeouts (85).
- **2008:** Began his pro career with Gulf Coast (R), leading the club in innings (55.0), finishing second in starts (10) and third in strikeouts (38).

BACKGROUND

- Timothy James McFarland graduated from Amos Alonso Stagg (IL) High School...Recorded 103 strikeouts over 66.2 innings during his senior season.
- He and his wife, Jenna, have a son, Hudson.

CAREER TRANSACTIONS

- Selected by Cleveland in the fourth round of the 2007 First-Year Player Draft.
- Selected by Baltimore in the Rule 5 Draft on December 6, 2012.
- On the 15-Day Disabled List, June 30-August 26, 2016, with left knee inflammation.
- Signed by Arizona as a free agent on March 2, 2017.
- On the 10-Day Disabled List, May 10-21, 2017, with a left ankle contusion.
- On the 10-Day Injured List, July 12-23, 2018, with a left neck strain.
- On the 10-Day Injured List, March 25-April 30, 2019, with left shoulder inflammation.
- Claimed off waivers by Oakland from Arizona on November 4, 2019.
- Signed by Washington as a minor league free agent on February 17, 2021.
- Signed by St. Louis as a minor league free agent on July 1, 2021.
- Signed by the New York Mets as a minor league free agent on December 20, 2022.

CAREER STATISTICS

YEAR	TEAM	W-L	ERA	G	GS	CG	SHO	SV	IP	H	R	ER	HR	HB	BB	SO	WP	BK
2008	GCL Indians (R)	3-4	5.07	12	10	0	0	0	55.0	70	38	31	3	4	15	38	12	0
2009	Lake County (A)	9-4	3.58	25	23	0	0	1	120.2	128	58	48	6	3	42	85	10	1
2010	Kinston (A)	11-5	3.13	24	19	1	0	0	126.2	121	50	44	9	4	40	92	6	1
	Akron (AA)	0-0	11.25	1	1	0	0	0	4.0	9	6	5	1	0	2	5	0	0
2011	Kinston (A)	0-1	2.25	2	2	0	0	0	12.0	9	5	3	2	0	1	12	0	0
	Akron (AA)	9-9	3.87	25	25	2	0	0	137.1	140	73	59	9	7	50	103	12	3
2012	Akron (AA)	8-2	2.69	10	10	1	0	0	60.1	61	18	18	1	3	12	41	1	0
	Columbus (AAA)	8-6	4.82	17	17	1	1	0	102.2	112	55	55	9	1	33	55	5	0
2013	BALTIMORE (AL)	4-1	4.22	38	1	0	0	0	74.2	83	37	35	7	0	28	58	2	0
2014	Aberdeen (A)	1-0	0.00	1	0	0	0	0	1.0	0	0	0	0	0	1	2	0	0
	Norfolk (AAA)	0-1	3.75	5	5	0	0	0	24.0	21	11	10	0	4	8	25	1	1
	BALTIMORE (AL)	4-2	2.76	37	1	0	0	0	58.2	70	22	18	2	4	13	34	0	0
2015	Norfolk (AAA)	2-3	2.91	16	9	0	0	1	52.2	42	20	17	0	0	14	31	1	0
	BALTIMORE (AL)	2-2	4.91	30	0	0	0	0	40.1	52	26	22	4	0	18	26	3	0
2016	GCL Orioles (R)#	0-0	0.00	1	1	0	0	0	3.0	0	0	0	0	0	1	1	0	0
	Frederick (A)#	0-0	19.29	2	2	0	0	0	2.1	7	5	5	2	0	1	4	0	0
	Bowie (AA)#	0-1	3.00	2	1	0	0	0	3.0	4	3	1	1	0	0	3	0	0
	Norfolk (AAA)#	1-1	4.44	8	4	0	0	0	26.1	33	13	13	3	2	7	11	3	0
	BALTIMORE (AL)	2-2	6.93	16	0	0	0	0	24.2	33	19	19	3	2	10	7	1	0
2017	Reno (AAA)	0-0	0.00	7	0	0	0	1	11.0	6	0	0	0	0	4	9	0	0
	ARIZONA (NL)	4-5	5.33	43	1	0	0	0	54.0	65	42	32	4	2	17	29	2	0
2018	ARIZONA (NL)	2-2	2.00	47	0	0	0	1	72.0	64	18	16	4	0	22	42	2	0
2019	RENO (AAA)#	0-0	4.50	3	0	0	0	0	4.0	3	2	2	1	0	1	7	0	0
	ARIZONA (NL)	0-0	4.82	51	0	0	0	0	56.0	71	35	30	6	1	20	35	1	0
2020	OAKLAND (AL)	2-0	4.35	23	0	0	0	0	20.2	26	10	10	5	1	5	9	1	0
2021	Rochester (AAA)	1-2	5.25	18	0	0	0	1	24.0	23	14	14	3	3	5	26	3	0
	Memphis (AAA)	1-0	2.57	4	0	0	0	1	7.0	6	3	2	0	1	2	8	0	0
	ST. LOUIS (NL)	4-1	2.56	38	0	0	0	0	38.2	32	11	11	3	0	9	21	0	0
2022	Memphis (AAA)	0-2	4.00	17	0	0	0	0	18.0	17	9	8	2	1	4	15	1	0
	ST. LOUIS (NL)	0-0	6.61	28	0	0	0	0	32.2	42	26	24	5	2	11	16	2	0
Minor League Totals		54-41	3.79	200	129	5	1	5	795.0	812	383	335	52	33	243	573	55	6
Major League Totals		24-15	4.13	351	3	0	0	1	472.1	538	246	217	43	12	153	277	14	0

#Rehab Assignment

CAREER PLAYOFF STATISTICS

YEAR	RND	TEAM/OPP	W-L	ERA	G	GS	CG	SHO	SV	IP	H	R	ER	HR	HB	BB	SO	WP	BK
2020	ALDS	OAK vs. HOU	0-0	0.00	2	0	0	0	0	2.0	0	1	0	0	0	1	2	0	0
2021	NLWC	STL vs. LAD	0-1	13.50	1	0	0	0	0	0.2	0	9	1	0	0	1	0	0	0
Postseason Totals			0-1	3.38	3	0	0	0	0	2.2	0	1	1	0	0	2	2	0	0
WC Totals			0-1	13.50	1	0	0	0	0	2.2	0	1	1	0	0	1	0	0	0
DS Totals			0-0	0.00	2	0	0	0	1	2.0	0	0	0	0	0	1	2	0	0

CAREER FIELDING

Pos	G	PO	A	E	PCT	TC	DP
P	351	28	88	4	.967	120	4



JEFF McNEIL

#1 INF/OF

@JeffMcNeil805

@JeffMcNeil805

HT	6-1	WT	195	BT	L	TH	R
----	-----	----	-----	----	---	----	---

OPENING DAY AGE: 30

BIRTHDATE: APRIL 8, 1992

BIRTHPLACE: SANTA BARBARA, CA

RESIDES: NIPOMO, CA

MLB SERVICE TIME: 4 YEARS, 69 DAYS

SIGNED BY: DREW TOUSSAINT

HOW OBTAINED: METS 12TH-ROUND PICK IN THE 2013 FIRST-YEAR PLAYER DRAFT

CONTRACT STATUS: SIGNED THROUGH 2026

🏆 NL BATTING TITLE: 2022 ☆ ALL-STAR: 2019, 2022 ✖ SILVER SLUGGER: 2022

MEET THE MET

- Welcomed his first child, Lucas, in July 2022...One week later, Lucas watched his dad start at second base for the NL All-Stars...Before the game, Lucas tagged along to the red carpet ceremony in Los Angeles.
- After signing a contract extension on January 30, 2023, said at his press conference, "The New York Mets are the only team I know...That's where I want to be. New York is my home."
- Began using a knobless bat in 2016 after Lamar Johnson, then the Mets minor league hitting coordinator, gave him one to try... Has used one ever since.
- Is a scratch golfer...Was named MLB's best golfer by Golf Magazine in 2019...Participated in the US Junior Amateur Golf Tournament in 2009...Jordan Spieth played in the same tournament...Played in the Santa Barbara City Golf Championship during the 2020-2021 offseason...Shot a 59 at Canyon Lakes Golf Course before the start of Summer Camp in 2020.
- Adopted a mixed pup named Willow from North Shore Animal League after a Bark in the Park promotion on July 26, 2019... McNeil homered that night...Willow is named after the street where he and his wife, Tatiana, were married in California...During the 2019-2020 offseason, adopted a cat named Mac.
- Was a judge at the 2019 Nathan's Hot Dog Eating Contest in Coney Island.
- His brother Ryan was a third-round pick by Chicago-NL in the 2012 First-Year Player Draft and pitched in the Cubs system from 2012-18.

CAREER HIGHLIGHTS

- Won the major league batting title in 2022, becoming the first Met to ever lead the majors in batting average (.326)...Earned the NL Silver Slugger Award at second base...José Reyes is the only other Met to capture the NL batting title (.327 in 2011).
- Has the ninth-highest OPS in Mets history (min. 2000 PA)...Ranks seventh in on-base percentage (.370) and 12th in slugging (.458).
- Was the first player to begin his career with three-straight seasons hitting .300 or better in 200 or more plate appearances since Albert Pujols and Ichiro Suzuki (each had 10 straight seasons from 2001-10)... Courtesy of *Elias*.
- Is a two-time NL All-Star...Started the Midsummer Classic at second base in 2022...Was selected to his first career All-Star team in 2019 in Cleveland...Joined Ron Hunt as the only Mets to start an All-Star game at second base.
- Set a Mets record by reaching 100 career hits in his 291st career at-bat...Moises Alou was previously the fastest Met to 100 hits (294 AB)...Also reached the 200-hit mark in his 599th at-bat, which ties him with Mike Hargrove for fifth-fastest among players who debuted in the expansion era, behind Wade Boggs (566), Ichiro Suzuki (573), Fred Lynn (587) and Pablo Sandoval (597)...Courtesy of *Elias*.

CAREER BESTS

HITS, GAME

4 hits

10x, last, 8/15/22 at Atlanta

HOME RUNS, GAME

2 home runs

9/11/19 vs. Arizona

MULTI-HR GAMES

1 multi-HR game

9/11/19 vs. Arizona

LEADOFF HR

3 leadoff HRs

last, 8/5/19 vs. Miami (Robert Dugger)

INSIDE-THE-PARK HR

None

WALK-OFF HOME RUNS

None

PINCH-HIT HOME RUNS

1 pinch-hit home run

8/3/19 at Pittsburgh (Michael Feliz)

RBI, GAME

3 RBI

10x, last, 5/28/22 vs. Philadelphia

STOLEN BASES, GAME

1 stolen base

19x, last, 9/11/22 at Miami

HITTING STREAK

16 games

7/7/21-7/30/21

GRAND SLAMS

None

McNEIL, JEFF

- Won the Mets' 2019 Heart and Hustle Award.
- Tied for sixth in NL Rookie of the Year voting in 2018...Led all rookies with a .329 batting average, the highest by a rookie in franchise history (min. 200 AB).
- In 2021, hit safely in a career-high 16 straight games (.390, 23-59) from July 7-30...Reached base in a career-high 19 consecutive games (.364/.425/.576 during the streak) from July 7-August 1.

2022 SEASON

- Set career-highs in most offensive categories, runs (73), hits (174), doubles (39), RBI (62), walks (40) and batting average (.326, min. 100 games).
- Split time defensively between second and third base and both corner outfield positions across a career-high 148 games...Served as the DH in four games.
- Finished eighth in MLB and fourth in the NL in OBP (.382)...Had 53 multi-hit games, tied for fourth in the majors...Ranked 11th in MLB and fifth in the NL with 174 hits.
- Ranked third in the majors and led the NL in strikeout rate overall (10.4 percent)...Ended the year with an 11-game streak without a strikeout, the longest such streak of his career.
- Was named to his second career All-Star Game, joining Ron Hunt (1964) as the only two second baseman to ever start for the Mets, and the first Met to start the Midsummer Classic since David Wright in 2013.
- Posted a 13-game hitting streak from July 29-August 10 batting .407 (22-54) with seven multi-hit games in that span.
- Went 3-4 with a homer, two RBI and two runs scored on April 8, his 30th birthday, marking the second straight year he has homered on his birthday.

POSTSEASON

- Went 2-11 (.182) in the Postseason, with a double, two RBI and a run scored in Game 2 of the NL Wild Card Series...His two-run double extended the lead in the Mets' 7-3 win over the Padres.

2021 SEASON

- Almost exclusively played second base until the end of August...All but one of his last 27 starts came in left field.
- Missed over a month with a strained left hamstring suffered in mid-May...After returning from the IL in late June, batted .351 (27-77) in July, 15th in the majors and 12th in the NL.
- Averaged 7.34 plate appearances per strikeout, fifth in the NL and 14th in the majors (min. 400 PA).
- Hit safely in a career-high 16 consecutive games (.390, 23-59) surrounding the All-Star break from July 7-30...Reached base in a career-high 19 consecutive games (.364/.425/.576 during the streak) from July 7-August 1.
- Crushed a game-tying home run to lead off the ninth inning on April 8, the Mets' home opener vs. Miami (also his birthday)...He became the 16th player in Mets history to hit a home run on his birthday.
- Collected a season-high four hits on May 2 at Philadelphia for his first multi-hit game of the season.
- Hit a walk-off, two-run single on July 7 vs. Milwaukee (G1)...It was his first career walk-off RBI and hit.



2020 SEASON

- Ranked ninth in the NL and 13th in the majors with a .311 average and finished 11th in the league and 18th in MLB with a .383 OBP.
- Batted .300 or better in nearly every situation: vs. LHP (.303), vs. RHP (.316), at home (.316), on the road (.306), in day games (.306), at night (.313), with runners on (.355), with runners in scoring position (.308), with RISP and two outs (.318), with the bases loaded (.400) and with two outs (.365).
- Ranked third in the majors (min. 50 AB) and led the NL with a .408 (29-71) average in Interleague games...His 1.038 OPS vs. the AL was seventh-best in the NL.
- Swung at the first pitch in 52.9 percent of his plate appearances...Luis Robert (54.2 percent) was the only player to do so more often.
- Was fifth in the NL with a .356 average and ninth with a .998 OPS in September.
- Ended the longest home run drought of his career (138 AB) on September 6 and went deep in four consecutive games for the first time in his career... Were his only four homers of the season.

2019 SEASON

- Made his first Opening Day roster and earned his first All-Star selection.
- Finished with the fourth-highest batting average (.318, 162-510) in the National League, which led the Mets.
- Also ranked tied for fifth in doubles (38), tied for fifth in hit by pitches (21), and eighth in on-base percentage (.384)...His 21 hit by pitches were tied for the second-most in franchise history, (Nimmo, 22 in 2018, Alonso, 21 in 2019).
- Had three separate stints on the IL: twice strained his left hamstring and missed the last week of the season after fracturing his right wrist on a hit-by-pitch.
- Also ranked among NL leaders in wRC+ (143, fifth), wOBA (.384, 10th) and strikeout percentage (13.2 percent, seventh-lowest).
- Had the eighth-best batting average with runners in scoring position in baseball (.350, 36-103) (min. 100 at-bats).
- Homered in three straight games for the first time in his career from August 3-5.
- His 53 multi-hit games in 2019 were tied for the fourth-most in the NL...With four games of at least four hits, trailed only Colorado's Charlie Blackmon (five games) in the NL.
- His 1.371 OPS on the first pitch was the highest in the majors since Matt Holliday recorded a 1.453 mark in 2007...Courtesy of *Elias*.
- Crushed three leadoff homers (July 3, July 14, and August 5).

2018 SEASON

- Finished tied for sixth in the NL Rookie of the Year Award voting, garnering one fifth-place vote...His .329 average and six triples led all NL rookies.
- Had his contract selected from Las Vegas (AAA) on July 24...Made his major league debut that night as a pinch-hitter and recorded his first MLB hit with a single.
- Made his first MLB start on July 26 at Pittsburgh (third base)...Hit his first major league homer and recorded his first RBI on July 31 at Washington.
- Hit .329 (74-225) with three homers, 11 doubles, six triples, 19 RBI, a .381 OBP and 35 runs scored... From his debut through the end of the season, led the Mets with 74 hits and a .329 average (eighth in majors, min. 200 PA).
- His .381 OBP was the third-highest by a Mets rookie in franchise history...Only Wally Backman (.387) and Dave Magadan (.386) posted a higher OBP in their rookie season (min. 200 PA).
- Hit safely in 34 of his last 40 starts, going 60-167 (.359) with nine doubles, six triples, 15 RBI and 29 runs scored.
- Had a hit in eight straight at-bats from August 19-22, the longest stretch by a Mets rookie in team history...John Milner held the previous record of seven...Research courtesy of *Elias*.

MINOR LEAGUE REVIEW

- **2018:** Was named the Sterling Award winner for Binghamton (AA), emblematic of the team's MVP... Hit .368 (46-125) with 10 doubles, two triples, five homers, 28 RBI and a 1.027 OPS in 31 games for Las Vegas (AAA).
- **2016:** Was limited to three games with Binghamton (AA) due to a core muscle repair (double sports hernia) and a torn labrum.
- **2015:** Earned mid-season and Postseason Florida State League All-Star honors...Led all FSL hitters with a .373 OBP and 80 runs scored.
- **2014:** Was named a mid-season SAL All-Star at Savannah (A).
- **2013:** Made his professional debut with Kingsport (R).

BACKGROUND

- Jeff McNeil graduated from Nipomo (CA) High School before attending Long Beach State.
- At Nipomo, played golf, baseball and basketball... Was a three-time All-League selection in golf and a two-time honoree in basketball.
- Was named to 2012 All-Academic Big West team.

- Participated in the MLB The Show Players' League to help raise money for the Boys & Girls Clubs of America and Canada during the coronavirus-induced league shutdown, advancing to the semifinals before falling to eventual champion Blake Snell...Thirty major league players participated in the league...McNeil went 21-8 in the "regular season" to earn the No. 4 seed in the eight-team playoff tournament...His family's dog, Willow, was often seated with Jeff during his game streams and McNeil fed Willow a treat each time he scored a run.
- Posted a message with his wife, Tatiana, thanking medical workers during the shutdown.
- Supported the Center for Disaster Philanthropy (CDP)...Fans who donated were entered into a raffle to win a pair of signed cleats.

CAREER TRANSACTIONS

- Selected by the New York Mets in the 12th round of the 2013 First-Year Player Draft.
- On the 10-Day Injured List, May 23-June 4 and August 14-24, 2019, with a strained left hamstring.
- On the 60-Day Injured List, September 26, 2019, with a fractured right wrist...Missed the rest of the season.
- On the 10-Day Injured List, May 17-June 21, 2021, with a strained left hamstring.
- On the Paternity List, July 11-14, 2022.
- Signed a four-year contract extension with the Mets on January 30, 2023.

CAREER STATISTICS

YEAR	TEAM	AVG	G	AB	R	H	2B	3B	HR	RBI	SH	SF	HBP	BB	SO	SB	CS	SLG	OBP	E
2013	Kingsport (R)	.329	47	164	26	54	9	2	0	18	3	5	10	17	14	11	2	.409	.413	5
2014	Savannah (A)	.332	59	232	38	77	20	2	2	38	3	2	8	20	34	15	3	.461	.401	7
	St. Lucie (A)	.246	58	207	31	51	8	2	1	13	7	1	4	22	25	2	2	.319	.329	6
2015	St. Lucie (A)	.312	119	468	80	146	18	6	1	40	11	3	12	35	59	16	5	.382	.373	13
	Binghamton (AA)	.200	4	15	0	3	0	0	0	0	0	0	0	1	2	0	1	.200	.250	0
2016	Binghamton (AA)	.250	3	12	2	3	1	0	1	2	0	0	0	2	1	1	0	.583	.357	0
2017	St. Lucie (A)	.324	30	105	13	34	7	0	3	15	0	0	4	7	19	2	2	.476	.388	6
	Las Vegas (AAA)	.254	18	71	12	18	5	0	1	6	0	2	2	3	10	2	0	.366	.295	2
2018	Binghamton (AA)	.327	57	214	49	70	16	3	14	43	0	0	5	22	23	3	0	.626	.402	10
	Las Vegas (AAA)	.368	31	125	23	46	10	2	5	28	0	3	1	14	19	3	0	.600	.427	3
	METS	.329	63	225	35	74	11	6	3	19	4	0	5	14	24	7	1	.471	.381	3
2019	METS	.318	133	510	83	162	38	1	23	75	0	1	21	35	75	5	6	.531	.384	7
	Brooklyn (A)#	.250	1	4	1	1	0	0	0	0	0	0	0	0	0	0	0	.250	.250	0
	Syracuse (AAA)#	----	1	0	1	0	0	0	0	0	0	0	0	0	0	1	0	----	1.000	0
2020	METS	.311	52	183	19	57	14	0	4	23	0	3	3	20	24	0	2	.454	.383	5
2021	METS	.251	120	386	48	97	19	1	7	35	0	1	10	29	58	3	0	.360	.319	8
	Syracuse (AAA)#	.400	4	15	4	6	2	0	1	2	0	0	0	1	4	0	0	.733	.438	0
	Brooklyn (A+)#	.000	1	2	0	0	0	0	0	0	0	0	0	0	0	0	0	.000	.000	0
2022	METS	.326	148	533	73	174	39	1	9	62	0	5	11	40	61	4	0	.454	.382	4
Minor League Totals		.312	433	1634	280	509	96	17	29	205	24	16	47	144	210	56	15	.444	.380	52
Major League Totals		.307	516	1837	258	564	121	9	46	214	4	10	50	138	242	19	9	.458	.370	27

#- rehabilitation assignment

ALL-STAR GAME

YEAR	LEAGUE/SITE	AVG	G	AB	R	H	2B	3B	HR	RBI	SH	SF	HBP	BB	SO	SB	CS	SLG	OBP	E
2019	NL/Cleveland	.000	1	1	0	0	0	0	0	0	0	0	0	0	0	0	0	.000	.000	0
2022	NL/Los Angeles-NL	.000	1	1	0	0	0	0	0	0	0	0	1	0	0	0	0	.000	.000	0
All-Star Game Totals		.000	2	2	0	0	0	0	0	0	0	0	1	0	0	0	0	.000	.000	0

CAREER PLAYOFF STATISTICS

YEAR	RND	TEAM/OPP	AVG	G	AB	R	H	2B	3B	HR	RBI	SH	SF	HBP	BB	SO	SB	CS	SLG	OBP	E
2022	NLWC	NYM vs. SD	.182	3	11	1	2	1	0	0	2	0	0	0	0	1	0	0	.273	.182	0
Postseason Totals			.182	3	11	1	2	1	0	0	2	0	0	0	0	1	0	0	.273	.182	0

CAREER FIELDING

POS	G	PO	A	E	PCT	TC	DP
2B	288	417	564	13	.987	994	141
3B	47	22	62	7	.923	91	9
OF	198	282	10	7	.977	299	2



TYLOR MEGILL

#38 RHP

@tylor_megill

HT	6-7	WT	230	BT	R	TH	R
----	-----	----	-----	----	---	----	---

OPENING DAY AGE: 27
 BIRTHDATE: JULY 28, 1995
 BIRTHPLACE: LONG BEACH, CA
 RESIDES: LONG BEACH, CA
 MLB SERVICE TIME: 1 YEAR, 103 DAYS
 SIGNED BY: BRIAN REID
 HOW OBTAINED: METS EIGHTH-ROUND PICK IN THE 2018 FIRST-ROUND PLAYER DRAFT
 CONTRACT STATUS: SIGNED THROUGH 2023

MEET THE MET

- Nicknamed “Big Drip” by Mets teammates.
- Threw the first 5.0 innings of MLB’s first no-hitter of the 2022 season on April 29, 2022 vs. Philadelphia at Citi Field.
- Started his first career Opening Day on April 7, 2022 at Washington...Threw 5.0 shutout innings.
- His brother, Trevor, plays for the Minnesota Twins...The two attended college together at Loyola Marymount University... Tylor and Trevor both debuted in the majors in 2021...Elias notes that there have been three other pairs of brothers to make their major league debut in the same season since 2000: Scott & Tyler Heineman (2019), Joe & A.J. Jimenez (2017) and Donovan & Jhonatan Solano (2012).
- Played water polo in high school.
- His dad, Kevin, was a rower at UCLA.
- His parents named him Tylor with an “OR” ending to match the ending in his brother’s name, Trevor.
- Was discovered by his agent when he showed up to catch for his brother Trevor, who was being scouted...The agent (then scout) asked, “Why don’t you pitch?”...Tylor said, “I’ve never pitched.”
- Tylor Megill was the last Mets pitcher to record a hit before MLB adopted the universal DH in 2022. Megill doubled to the gap in center field in Atlanta on October 1, 2021.

2022 SEASON

- Earned his first career Opening Day start on April 7 at Washington...Entering the game, his 89.2 career innings pitched were the fewest of any Mets Opening Day starter...Became the third starter in club history to not allow a run or a walk on Opening Day (Tom Seaver in 1972, Noah Syndergaard in 2017).
- Threw the first 5.0 innings and combined with four Mets relievers to throw the second no-hitter in franchise history on April 29 vs. Philadelphia...Was MLB’s first no-hitter of the season.
- Did not give up a hit through 9.0 consecutive innings from April 29-May 4, the fifth-longest such streak by a starter in Mets history.
- Registered the second-longest scoreless innings streak of his career from September 24, 2021-April 17, 2022 (17.1 IP).
- Recorded his 100th career strikeout on Opening Day, punching out César Hernández looking in the opening frame.
- Had three stints on the Injured List, resulting in seven rehab outings (three starts) between Binghamton (AA) and Syracuse (AAA).

POSTSEASON

- Made his first Postseason roster for the National League Wild Card Series, but did not pitch.

CAREER BESTS

WIN STREAK

5 games

10/1/21-4/29/22

LOSS STREAK

3 games

8/2/21-8/24/21

STRIKEOUTS, GAME

10 strikeouts

9/10/21 vs. New York-AL

DOUBLE-DIGIT STRIKEOUT GAMES

1 game

9/10/21 vs. New York-AL

LONGEST OUTING, STARTER

7.0 innings

9/10/21 vs. New York-AL

MOST WALKS, GAME

4 walks

9/24/21 at Milwaukee

SCORELESS STREAK

17.2 innings

7/10/21-7/28/21

LAST COMPLETE GAME

9/4/21 at Washington (6.0 IP, Lost, 4-3)

MEGILL, TYLOR

2021 SEASON

- Made his major league debut on June 23.
- Among pitchers to make their first 18 career starts with the Mets, he ranked seventh with 99 strikeouts.
- Posted a MLB-leading 1.04 ERA in July (min. 25.0 IP)...Only three other pitchers in Mets history had a better ERA in the month of July: Jon Matlack had 0.86 ERA in July 1972 and Rick Aguilera had a 0.89 ERA in July 1985; Carlos Carrasco recently accomplished the feat with a 0.90 ERA in July 2022.
- Held righties to a .200 batting average, the 10th-best mark in the NL (min. 175 batters faced)...His .244 opponent OBP against righties ranked fourth in the NL behind Max Scherzer (.211), Trevor Bauer (.227) and Corbin Burnes (.232).

MINOR LEAGUE REVIEW

- **2021:** Made eight starts between Binghamton (AA) and Syracuse (AAA)...Went 2-1 with a 3.35 ERA (15 earned runs/40.1 innings), 12 walks and 59 strikeouts...Averaged 13.16 strikeouts per 9.0 innings and walked just 2.68 per 9.0 IP.
- **2019:** Pitched at three levels...Columbia (A) of the South Atlantic League, St. Lucie (A) of the Florida State League and Binghamton (AA) of the Eastern League...Combined to strike out 92 in 71.2 innings... Made 22 appearances, 11 starts...Earned two saves.

- **2018:** Made his professional debut with Brooklyn (A) of the New York-Penn League...Had 36 strikeouts in 28.0 innings.

BACKGROUND

- Tylor J. Megill graduated from Los Alamitos High School (CA)...Was an All-Region selection as a senior and a 2014 Perfect Game second-team All-American.
- Attended Cypress College in 2016 and Loyola Marymount University in 2015, before pitching two years at the University of Arizona (2017 & 2018).

CAREER TRANSACTIONS

- Selected by the New York Mets in the eighth round of the 2018 First-Year Player Draft.
- On the 15-Day Injured List, May 15-June 10, 2022, retroactive to May 12, with right biceps inflammation.
- On the 15-Day Injured List, June 17, 2022, with a right shoulder strain...Transferred to the 60-Day IL, June 27-September 19, 2022.
- On the Injured List, October 5-6, 2022.

CAREER STATISTICS

YEAR	TEAM	W-L	ERA	G	GS	CG	SHO	SV	IP	H	R	ER	HR	HB	BB	SO	WP	BK
2018	Brooklyn (A)	1-2	3.21	10	2	0	0	0	28.0	18	17	10	2	2	14	36	5	0
2019	Columbia (A)	3-2	2.61	14	3	0	0	2	31.0	23	11	9	1	1	15	41	3	0
	St. Lucie (A)	3-4	4.04	7	7	0	0	0	35.2	36	20	16	1	0	10	42	2	0
	Binghamton (AA)	0-1	5.40	1	1	0	0	0	5.0	5	3	3	0	0	0	9	1	0
2021	Binghamton (AA)	2-1	3.12	5	5	0	0	0	26.0	21	9	9	1	0	7	42	0	0
	Syracuse (AAA)	0-0	3.77	3	3	0	0	0	14.1	11	6	6	2	1	5	17	0	0
	METS	4-6	4.52	18	18	1	0	0	89.2	88	46	45	19	2	27	99	1	0
2022	METS	4-2	5.13	15	9	0	0	0	47.1	46	27	27	7	1	13	51	1	0
	Binghamton (AA)#	0-0	3.18	3	2	0	0	0	5.2	3	2	2	1	0	0	11	0	0
	Syracuse (AAA)#	0-0	14.73	4	1	0	0	0	3.2	5	6	6	0	1	3	3	1	0
Minor League Totals		9-10	3.68	47	24	0	0	2	149.1	122	74	61	8	5	54	201	12	0
Major League Totals		8-8	4.73	33	27	1	0	0	137.0	134	73	72	26	3	40	150	2	0

#Rehab Assignment

CAREER FIELDING

POS	G	PO	A	E	PCT	TC	DP
P	33	9	10	0	1.000	19	0



DANNY MENDICK

#15 INF

@dmendick
@dmendick01

HT	5-10	WT	195	BT	R	TH	R
----	------	----	-----	----	---	----	---

OPENING DAY AGE: 29
 BIRTHDATE: SEPTEMBER 28, 1993
 BIRTHPLACE: ROCHESTER, NY
 RESIDES: SCOTTSDALE, AZ
 MLB SERVICE TIME: 2 YEARS, 168 DAYS
 SIGNED BY: JOEL GRAMPIETRO (CHICAGO-AL)
 HOW OBTAINED: SIGNED AS A FREE AGENT TO A ONE-YEAR CONTRACT ON DECEMBER 22, 2022
 CONTRACT STATUS: SIGNED THROUGH 2023

MEET THE MET

- Is an avid golfer and hockey player in the offseason.
- Created videos titled "Dancing for Dubs" with teammate Zack Collins after White Sox victories during the 2020 season.

2022 SEASON

- Was limited to 31 games with Chicago-AL due to a torn ACL in his right knee suffered in June.
- Batted .343/.425/.600 (12-35) with two home runs, seven RBI and a 1.025 OPS in the seventh inning or later.
- Went 9-25 (.360) with one home run, seven RBI and a .945 OPS vs. left-handers, 12-40 (.300) at home and 9-27 (.333) with 10 RBI with RISP.
- Notched a career-long, nine-game hitting streak from June 9-19.

2021 SEASON

- Made 22 starts at shortstop, 21 at second base, seven in right field and one at third base across six separate stints...Also made two appearances in left field, one in center and one as pitcher.
- Batted .326 (14-43) with 20 RBI with RISP and .333 (7-21) with nine RBI with RISP/two outs.
- Matched his career high with three hits and reached base four times in the White Sox home opener on April 8 vs. Kansas City.
- Pitched a scoreless eighth inning on April 19 at Boston.
- Hit his first grand slam off Derek Law on May 17 at Minnesota and drove in a career-high five runs.

2020 SEASON

- Made his first career Opening Day roster.
- Made 29 starts with Chicago-AL, including 25 at second base, three at third base and one at shortstop.
- Recorded a career-high three hits on August 5 vs. Milwaukee and August 10 at Detroit.
- Hit all three of his home runs in a nine-game span between August 16 and August 27.

2019 SEASON

- Made his MLB debut as a pinch-runner on September 3 at Cleveland...Struck out in his first at-bat as a pinch-hitter on September 4 at Cleveland.
- Made his first career start at third base on September 5 at Cleveland, going 2-4...Recorded his first hit in the sixth, an infield single off Hunter Wood.
- Hit his first home run on September 8 vs. Los-Angeles-AL, a solo shot off Jaime Barria.

CAREER BESTS

HITS, GAME

3 hits

3x, last, 4/8/21, Chicago-AL vs. Kansas City

HOME RUNS, GAME

1 home run

10x, last, 6/15/22, Chicago-AL at Detroit

LEADOFF HR

None

WALK-OFF HOME RUNS

None

PINCH-HIT HOME RUNS

None

RBI, GAME

5 RBI

5/17/21, Chicago-AL at Minnesota

STOLEN BASES, GAME

1 stolen base

6/14/22, Chicago-AL at Detroit

HITTING STREAK

9 games

6/9/22-6/18/22

GRAND SLAMS

1 grand slam

5/17/21, Chicago-AL at Minnesota (Derek Law)

MENDICK, DANNY

MINOR LEAGUE REVIEW

- **2019:** Established career-highs in games played (133), hits (133), home runs (17) and RBI (64) with Charlotte (AAA).
- **2018:** Spent the entire season with Birmingham (AA)...Was named a Southern League mid-season All-Star...Led the Southern League in putouts (171), assists (348) and fielding percentage (.970).
- **2017:** Played in 126 games between Birmingham (AA) and Winston Salem (AA)...Named a Carolina League mid-season All-Star...Was named the Best Defensive Second Baseman in the Carolina League by *Baseball America* following the season.
- **2016:** Was named a South Atlantic League mid-season All-Star with Kannapolis (A).
- **2015:** Made his professional debut with the AZL White Sox (R)...Tied for the team lead in walks (20) and ranked second in runs scored (34) and home runs (six).

BACKGROUND

- Daniel Christopher Mendick graduated from Pittsford (N.Y.) Mendon High School.
- Attended the University of Massachusetts-Lowell where he was selected to the ABCA/Rawlings NCAA Division I Second Team as a senior.
- Played two seasons at Monroe Community College in Rochester, N.Y.

CAREER TRANSACTIONS

- Selected by Chicago-AL in the 22nd round of the 2015 First-Year Player Draft.
- On the 60-Day Injured List, June 23-November 9, 2022, with a right ACL tear.
- Signed by the New York Mets as a free agent to a one-year deal on December 22, 2022.

CAREER STATISTICS

YEAR	TEAM	AVG	G	AB	R	H	2B	3B	HR	RBI	SH	SF	HBP	BB	SO	SB	CS	SLG	OBP	E
2015	AZL White Sox (R)	.256	49	180	34	46	8	1	5	27	2	2	4	20	28	8	2	.394	.340	7
2016	Charlotte (AAA)	.000	2	2	1	0	0	0	0	0	0	0	0	0	2	0	0	.000	.000	0
	Winson-Salem (A)	.125	15	48	6	6	2	0	0	2	0	0	0	5	10	0	0	.167	.208	2
2017	Kannapolis (A)	.274	98	369	40	101	20	2	2	34	1	2	9	31	75	8	5	.355	.343	15
	Winston-Salem (A)	.289	84	263	45	76	18	4	7	30	2	3	6	31	40	11	4	.468	.373	6
2018	Birmingham (AA)	.197	41	147	14	29	5	0	3	21	1	0	0	17	27	1	2	.293	.280	7
	Birmingham (AA)	.247	132	453	62	112	25	0	14	59	2	7	10	57	90	20	10	.395	.340	17
2019	Charlotte (AAA)	.279	133	477	75	133	26	1	17	64	3	7	5	66	96	19	8	.444	.368	4
	CHICAGO (AL)	.308	16	39	6	12	0	0	2	4	0	0	0	1	11	0	0	.462	.325	0
2020	CHICAGO (AL)	.243	33	107	11	26	4	1	3	6	0	1	0	6	25	0	1	.383	.281	1
2021	CHICAGO (AL)	.220	71	164	14	36	5	0	2	20	1	1	2	18	42	0	1	.287	.303	1
	Charlotte (AAA)	.271	25	96	16	26	4	0	3	8	0	0	1	7	20	1	1	.406	.327	1
2022	CHICAGO (AL)	.289	31	97	22	28	4	1	3	15	1	0	1	7	23	1	0	.443	.343	0
	Charlotte (AAA)	.303	9	33	9	10	4	0	1	2	0	0	1	3	12	2	2	.515	.378	3
Minor League Totals		.261	588	2068	302	539	112	8	52	247	11	21	36	237	400	70	34	.398	.344	62
Major League Totals		.251	151	407	53	102	13	2	10	45	2	2	3	32	101	1	2	.366	.309	2

CAREER PITCHING

YEAR	TEAM	W-L	ERA	G	GS	CG	SHO	SV	IP	H	R	ER	HR	HB	BB	SO	WP	BK
2021	CHICAGO-AL	0-0	0.00	1	0	0	0	0	1.0	1	0	0	0	1	0	1	0	0

CAREER FIELDING

POS	G	PO	A	E	PCT	TC	DP
P	1	0	0	0	N/A	0	0
2B	65	80	137	2	.991	219	31
3B	59	50	104	0	1.000	154	19
SS	12	8	17	0	1.000	25	2
OF	11	9	0	0	1.000	9	1



NICK
MEYER

#90 C

@nickmeyer8

@nickscards22

NON-ROSTER WRITE

HT	6-1	WT	200	BT	R	TH	R
----	-----	----	-----	----	---	----	---

OPENING DAY AGE: 26

BIRTHDATE: FEBRUARY 18, 1997

BIRTHPLACE: WESTMINSTER, CO

RESIDES: SAN LUIS OBISPO, CA

MLB SERVICE TIME: 0 YEARS, 0 DAYS

SIGNED BY: TYLER HOLMES

HOW OBTAINED: METS SIXTH-ROUND PICK IN THE 2018 FIRST-YEAR PLAYER DRAFT

CONTRACT STATUS: SIGNED THROUGH 2023

MEET THE MET

- Was born with two thumbs on his left hand and one was removed when he was two years old, leaving him without a knuckle...The condition is called pre-axial polydactyly.
- Has volunteered with the Special Olympics on numerous occasions.
- Enjoys all sports...Wants to be a sports broadcaster.
- His brother Josh, also a catcher, played baseball at Grand Canyon University.
- Enters the season ranked 27th on the Mets' Top Prospect list (*MLB Pipeline*).

MINOR LEAGUE REVIEW

- **2022:** Played a career-high 79 games combined with Binghamton (AA) and Syracuse (AAA)...Set career-highs in home runs (six), stolen bases (14) and RBI (37)...Recorded his first career multi-homer game on August 16th with Binghamton... Drove in a career-high five runs on June 18 with Syracuse.

- **2021:** Posted a .286/.362/.357 slashline in 11 games with Syracuse (AAA) as he reached Triple-A for the first time in his career.
- **2020:** Played for the Tully Monsters in the City of Champions Cup in Joliet, Illinois...The team was managed by former major leaguer and two-time World Series Champion Scott Spiezio...Hit .247 (22-89) with two doubles, a triple, two home runs, 13 RBI, 21 stolen bases, 15 walks and a .717 OPS in Independent ball.
- **2019:** Was honored as a Florida State League mid-season All-Star for St. Lucie (A).
- **2018:** Made his pro debut with Brooklyn (A).

BACKGROUND

- Nicholas Meyer graduated from Santa Margarita Catholic (CA) High School before attending the Cal Poly San Luis Obispo.

CAREER TRANSACTIONS

- Selected by the New York Mets in the sixth round of the 2018 First-Year Player Draft.

CAREER STATISTICS

YEAR	TEAM	AVG	G	AB	R	H	2B	3B	HR	RBI	SH	SF	HBP	BB	SO	SB	CS	SLG	OBP	E
2018	Brooklyn (A)	.226	43	137	15	31	4	1	0	9	0	2	1	9	19	2	1	.270	.275	8
2019	GCL Mets (R)	.000	4	12	0	0	0	0	0	1	1	0	0	2	4	0	0	.000	.143	0
	St. Lucie (A)	.182	64	209	19	38	4	1	1	11	1	0	3	16	43	12	2	.225	.250	10
2020	Tully (Ind.)	.247	27	89	17	22	2	1	2	13	0	5	3	15	20	21	3	.360	.357	-
2021	Binghamton (AA)	.243	51	177	27	43	4	0	3	12	4	3	6	19	39	5	2	.316	.332	9
	Syracuse (AAA)	.286	11	42	2	12	3	0	0	6	1	0	0	5	7	1	2	.357	.362	3
2022	Syracuse (AAA)	.247	51	158	25	39	9	0	3	23	2	1	3	25	40	11	3	.361	.358	4
	Binghamton (AA)	.209	28	91	16	19	1	1	3	14	1	1	0	20	20	3	1	.341	.348	10
Minor League Totals		.220	252	826	104	182	25	3	10	76	10	7	13	96	172	34	11	.294	.309	44

MEYER, NICK



BRYCE MONTES DE OCA

#63 RHP

@brycemo 📷

@Bmontes43 🐦

HT	6-7	WT	265	BT	R	TH	R
----	-----	----	-----	----	---	----	---

OPENING DAY AGE: 26

BIRTHDATE: APRIL 23, 1996

BIRTHPLACE: LAWRENCE, KS

RESIDES: LAWRENCE, KS

MLB SERVICE TIME: 0 YEARS, 33 DAYS

SIGNED BY: NATHAN BEUSTER

HOW OBTAINED: METS NINTH-ROUND PICK IN THE 2018 FIRST-YEAR PLAYER DRAFT

CONTRACT STATUS: SIGNED THROUGH 2023

MEET THE MET

- According to *MLB Pipeline*, enters the season as the No. 22 prospect in the Mets organization.
- Was the valedictorian of his high school in 2014.
- Enjoys cooking...Makes his own red sauce at home.
- Played football and basketball in high school in addition to baseball...Often had to bring his birth certificate to games because opponents questioned his age due to his size.
- Missed over 1,100 days due to injury, Covid-19 before making his professional debut in 2021 with Brooklyn (A)...After making the major leagues, his fiancée, Tory, made the trip to New York for his big league debut.
- Enjoys Christopher Nolan movies, especially Inception and Interstellar.

2022 SEASON

- Made his major league debut on September 3 vs. Washington...Worked 0.2 scoreless inning with one hit, one walk and one strikeout.
- Struck out three batters in 1.0 inning on September 10 at Miami.

MINOR LEAGUE REVIEW

- **2022:** Went a combined 3-3 with a 3.33 ERA for Binghamton (AA) and Syracuse (AAA)...Finished second among Mets minor leaguers in games (44) and saves (11).
- **2021:** Made his pro debut with Brooklyn (A)...Went 1-3 with six saved and a 4.73 ERA for the Cyclones before being promoted to Binghamton (AA) on September 7...Did not allow a run in two games for the Rumble Ponies.

BACKGROUND

- Bryce Montes de Oca graduated from Lawrence High School (KS) before attending the University of Missouri, where he was the number one high school recruit in the State of Kansas.
- Was named SEC Pitcher of the Week after throwing the first 7.0 innings of Missouri's combined no-hitter vs. UMBC on March 2, 2018...Struck out a career-high 12 batters.

CAREER TRANSACTIONS

- Selected by the New York Mets in the ninth round of the 2018 First-Year Player Draft.
- On the 15-Day Injured List, September 12-October 6, 2022, with left hamstring tightness.

CAREER STATISTICS

YEAR	TEAM	W-L	ERA	G	GS	CG	SHO	SV	IP	H	R	ER	HR	HB	BB	SO	WP	BK
2021	Brooklyn (A)	1-3	4.73	28	0	0	0	6	32.1	22	20	17	1	5	27	42	9	0
	Binghamton (AA)	0-0	0.00	2	0	0	0	0	1.2	1	0	0	0	0	5	0	0	0
2022	Binghamton (AA)	1-1	3.12	14	1	0	0	3	17.1	11	8	6	0	1	14	24	0	0
	Syracuse (AAA)	2-2	3.44	30	0	0	0	8	34.0	24	14	13	0	6	24	56	7	1
METS		0-0	10.80	3	0	0	0	0	3.1	7	4	4	0	0	2	6	1	0
Minor League Totals		4-6	3.80	72	1	0	0	17	85.1	58	42	36	12	12	65	127	16	1

CAREER FIELDING

POS	G	PO	A	E	PCT	TC	DP
P	3	2	1	0	1.000	3	0



ZACH MUCKENHIRN

#71 LHP

NON-ROSTER WHITE

HT	6-0	WT	205	BT	L	TH	L
----	-----	----	-----	----	---	----	---

OPENING DAY AGE: 28
 BIRTHDATE: FEBRUARY 27, 1995
 BIRTHPLACE: DELNO, MN
 RESIDES: DELNO, MN
 MLB SERVICE TIME: 0 YEARS, 0 DAYS
 SIGNED BY: SCOTT THOMAS (ORIOLES)
 HOW OBTAINED: SIGNED TO A MINOR LEAGUE CONTRACT ON NOVEMBER 23, 2022
 CONTRACT STATUS: SIGNED THROUGH 2023

MUCKENHIRN, ZACH

MEET THE MET

- Was a mathlete in high school...Double majored in mathematics and computer science in college.
- Threw a three-hit shutout for the University of North Dakota against USC, the No. 12 team in the nation, in the final Opening Day game in the history of the school's baseball program in 2016...Led the Fighting Hawks to a 1-0 win and was named National College Baseball Writers Association Division I Pitcher of the Week as a result...Struck out nine and set down the final 15 batters he faced.

MINOR LEAGUE REVIEW

- **2022:** Played in a career-high 47 games for Charlotte (AAA) with a 3.11 ERA and two saves
- **2021:** Made 30 appearances with Birmingham, posting a 1.77 ERA across 40.2 innings...Named a *MiLB.com* Organizational All-Star with the White Sox.
- **2019:** Played 37 games with Bowie (AA)...Did not allow a run in 27 games and earned five saves...Promoted to Norfolk (AAA) at the end of the season, throwing 3.2 innings over four appearances.
- **2018:** Started in Delmarva (A) before being promoted to Frederick (A) and Bowie (AA), playing in 44 games across all levels...Posted a 3.64 ERA across 64.1 innings...Did not allow an earned run in 28 of his 44 games...Earned a career-high eight saves in nine opportunities.

- **2017:** Split time with Aberdeen (A) and Delmarva (A)...Allowed two earned runs or less in 11 of his 21 starts with Delmarva...Set a career-high with eight strikeouts and 7.0 innings in separate games.
- **2016:** Made his professional debut on June 26 vs. Connecticut, going 2.0 innings with three strikeouts...Allowed one earned run or less in 11 of his 12 appearances with Aberdeen (A).

BACKGROUND

- Zachary E. Muckenhirn attended the University of North Dakota on the school's final baseball team as their program ended the following year.
- Was the highest draft pick in UND Baseball history, breaking a half-century-old mark.
- Attended Delano High School in Minnesota.

CAREER TRANSACTIONS

- Drafted by the Baltimore Orioles in the 11th round of the 2016 First-Year Player Draft.
- Signed by Chicago-AL as a minor league free agent on May 1, 2021.
- Signed by the New York Mets as a minor league free agent on November 23, 2022.

CAREER STATISTICS

YEAR	TEAM	W-L	ERA	G	GS	CG	SHO	SV	IP	H	R	ER	HR	HB	BB	SO	WP	BK
2016	Aberdeen (A)	5-2	2.43	12	3	0	0	0	33.1	38	10	9	2	0	3	34	2	1
2017	Aberdeen (A)	1-1	5.59	5	0	0	0	0	9.2	8	7	6	1	0	2	14	1	0
	Delmarva (A)	4-9	5.09	22	21	0	0	0	115.0	156	80	65	12	4	34	89	8	0
2018	Delmarva (A)	1-0	2.12	12	0	0	0	3	17.0	11	5	4	0	1	6	27	1	0
	Frederick (A)	1-1	2.21	12	0	0	0	4	20.1	16	5	5	1	0	4	25	2	0
	Bowie (AA)	0-0	5.67	20	0	0	0	1	27.0	26	17	17	1	0	18	27	5	0
2019	Bowie (AA)	3-5	3.21	37	0	0	0	5	53.1	39	22	19	3	1	24	65	5	0
	Norfolk (AAA)	0-1	17.18	4	0	0	0	0	3.2	9	7	7	1	0	4	8	0	0
2021	Birmingham (AA)	3-1	1.77	30	0	0	0	1	40.2	30	8	8	3	0	19	42	4	0
2022	Charlotte (AAA)	3-1	3.11	47	0	0	0	2	55.0	51	19	19	9	0	23	56	3	0
Minor League Totals		21-21	3.82	201	24	0	0	16	375.0	384	180	159	33	6	137	387	31	1



OMAR NARVÁEZ

#2 C

@omarnarvaez10

HT	5-11	WT	220	BT	L	TH	R
----	------	----	-----	----	---	----	---

OPENING DAY AGE: 31
 BIRTHDATE: FEBRUARY 10, 1992
 BIRTHPLACE: MARACAY, VENEZUELA
 RESIDES: HIALEAH, FL
 MLB SERVICE TIME: 6 YEARS, 89 DAYS
 SIGNED BY: RONNIE BLANCO (TAMPA BAY)
 HOW OBTAINED: SIGNED AS A FREE AGENT TO A ONE-YEAR CONTRACT ON DECEMBER 22, 2022
 CONTRACT STATUS: SIGNED THROUGH 2023. PLAYER OPTION FOR 2024 SEASON

★ ALL-STAR: 2021

MEET THE MET

- Name is pronounced “nahr-VIE-ez.”
- Enjoys golf and spending time with his family.
- Hit his first career walk-off home run in 2019 off Alex Colomé... He and Colomé were traded for each other during the previous offseason.

2022 SEASON

- Ranked seventh in the majors in pitch framing, according to *Baseball Savant*.
- Missed two weeks in August with a left quad strain.

2021 SEASON

- Was an All-Star for the first time...Went 1-2 in the All-Star Game with a single off the White Sox’ Liam Hendriks.
- On September 11 at Cleveland caught the second no-hitter in Brewers franchise history (Corbin Burnes and Josh Hader).
- His .278 batting average as a catcher ranked third in the majors, trailing the Giants’ Buster Posey (.312) and the Royals’ Salvador Pérez (.290)...His .354 OBP as a catcher ranked third in MLB, trailing Posey (.399) and the Dodgers’ Will Smith (.369).

POSTSEASON

- Hit .375 (3-8) with one RBI in the NLDS vs. Atlanta

2020 SEASON

- Made 32 starts, all at catcher...Did not commit a passed ball all season

POSTSEASON

- Started Game 1 of the Wild Card Series vs. the Dodgers.

2019 SEASON

- His 22 home runs as a catcher ranked fourth in the American League (seventh in MLB).
- His .373 OBP, .516 SLG and .889 OPS as a catcher led the AL and ranked second in the majors.
- Notched his first career walk-off hit on May 13 vs. Oakland with an RBI-single in the 10th inning.
- Belted his first career walk-off homer on September 14 vs. Chicago-AL with a solo shot in the 10th inning off Alex Colomé, whom he was traded for on November 30, 2018.

2018 SEASON

- From July 5-24, recorded a season-high eight-game hitting streak, batting .481 (13-27) with two home runs and seven RBI.

CAREER BESTS

HITS, GAME

5 hits

7/3/21, Milwaukee at Pittsburgh

HOME RUNS, GAME

2 home runs

2x, last, 7/16/19, Seattle at Oakland

MULTI-HR GAMES

2 multi-HR games

2 two-homer games

LEADOFF HR

None

INSIDE-THE-PARK HR

None

WALK-OFF HOME RUNS

1 walk-off home run

9/14/19, Seattle vs. Chicago-AL (Alex Colomé)

PINCH-HIT HOME RUNS

None

RBI, GAME

4 RBI

4x, last, 8/11/21, Milwaukee at Chicago-NL

STOLEN BASES, GAME

None

HITTING STREAK

9 games

2x, last, 5/26/22-6/16/22

GRAND SLAMS

None

2017 SEASON

- Made his first career Opening Day roster with the White Sox...Started 75 games behind the plate.

2016 SEASON

- Made his major league debut on July 17 at Los Angeles-AL, going 1-for-3 with a run...His first career hit was a double off Jered Weaver in his first plate appearance.
- Began his career on an eight-game hitting streak, batting .409 (9-22) with two RBI.
- Belted his first major league homer on September 30 vs. Minnesota with a solo shot off Pat Dean.

MINOR LEAGUE REVIEW

- **2015:** Was a Carolina League midseason and postseason All-Star.

BACKGROUND

- Omar David Narváez Beltrán graduated from Instituto Escuela in Maracay, VZ, where he also played soccer.

CAREER TRANSACTIONS

- Signed by the Tampa Bay Rays as a non-drafted free agent on July 4, 2008.
- Selected by Chicago-AL from Tampa Bay in the Minor League phase of the Rule 5 Draft on December 12, 2013.
- Acquired by Seattle from Chicago-AL in exchange for RHP Alex Colomé on November 30, 2018.
- Acquired by Milwaukee from Seattle in exchange for RHP Adam Hill and a 2020 Competitive Balance Round B draft pick on December 5, 2019.
- On the 10-Day Injured List, May 1-12, 2021, with a strained left hamstring.
- On the Injured List, June 2-10, 2022.
- On the 10-Day Injured List, August 4-20, 2022, with a strained left quad.
- Signed by the Mets as a free agent to a one-year contract with a player option for 2024 on December 22, 2022.

CAREER STATISTICS

YEAR	TEAM	AVG	G	AB	R	H	2B	3B	HR	RBI	SH	SF	HBP	BB	SO	SB	CS	SLG	OBP	E
2009	VSL Rays (R)	.315	47	165	23	52	7	3	0	27	2	1	2	19	13	4	4	.394	.390	6
2010	VSL Rays (R)	.308	46	143	29	44	4	1	1	20	1	2	2	27	11	3	0	.371	.420	6
2011	GCL Rays (R)	.221	47	140	11	31	4	0	0	15	1	1	1	16	16	1	1	.250	.304	1
2012	Princeton (R)	.305	43	151	24	46	7	1	1	16	2	1	2	17	19	4	2	.384	.380	2
2013	Hudson Valley (A)	.267	39	150	13	40	6	2	0	13	1	1	2	8	21	0	2	.333	.311	2
2014	Kannapolis (A)	.291	38	127	7	37	3	0	0	20	0	5	1	9	11	0	0	.315	.331	6
	Winston-Salem (A)	.279	47	140	18	39	8	0	2	16	1	4	2	27	21	3	2	.379	.393	3
2015	Winston-Salem (A)	.274	98	339	38	93	10	0	1	27	1	3	2	40	31	1	0	.313	.352	13
2016	Birmingham (AA)	.222	13	45	4	10	2	0	0	5	0	0	0	4	8	0	0	.267	.286	0
	Charlotte (AAA)	.245	41	143	14	35	6	0	2	11	2	1	1	9	17	0	0	.329	.292	2
	CHICAGO (AL)	.267	34	101	13	27	4	0	1	10	0	2	0	14	14	0	0	.337	.350	2
2017	CHICAGO (AL)	.277	90	253	23	70	10	0	2	14	3	0	1	38	45	0	0	.340	.373	7
2018	CHICAGO (AL)	.275	97	280	30	77	14	1	9	30	2	0	2	38	65	0	2	.429	.366	7
2019	SEATTLE (AL)	.278	132	428	63	119	12	0	22	55	0	3	4	47	92	0	0	.460	.353	6
2020	MILWAUKEE (NL)	.176	40	108	8	19	4	0	2	10	0	0	2	16	39	0	0	.269	.294	3
2021	MILWAUKEE (NL)	.266	123	391	54	104	20	0	11	49	0	6	7	41	84	0	0	.402	.342	6
2022	Nashville (AAA)#	.375	2	8	1	3	1	0	0	2	0	0	0	0	1	0	0	.500	.375	0
	MILWAUKEE (NL)	.206	84	262	21	54	12	1	4	23	1	1	3	29	57	0	0	.305	.292	5
Minor League Totals		.277	461	1551	182	430	58	7	7	172	11	19	15	176	169	16	11	.337	.353	48
Major League Totals		.258	600	1823	212	470	76	2	51	191	6	12	19	223	396	0	2	.386	.343	36

#- rehabilitation assignment

ALL-STAR GAME

YEAR	LEAGUE/SITE	AVG	G	AB	R	H	2B	3B	HR	RBI	SH	SF	HBP	BB	SO	SB	CS	SLG	OBP	E
2021	NL/Colorado	.500	1	2	0	1	0	0	0	0	0	0	0	0	0	0	0	.500	.500	0

CAREER PLAYOFF STATISTICS

YEAR	RND	TEAM/OPP	AVG	G	AB	R	H	2B	3B	HR	RBI	SH	SF	HBP	BB	SO	SB	CS	SLG	OBP	E
2020	NLWC	MIL vs. LAD	.000	2	1	0	0	0	0	0	0	0	0	0	0	1	0	0	.000	.000	0
2021	NLDS	MIL vs. ATL	.375	3	8	0	3	1	0	0	1	0	0	0	0	0	0	0	.500	.375	0
Postseason Totals			.333	5	9	0	3	1	0	0	1	0	0	0	0	1	0	0	.444	.333	0

CAREER FIELDING

POS	G	PO	A	E	PCT	TC	DP
C	533	4098	214	35	.992	4347	14
1B	1	5	0	1	.833	6	0
2B	2	1	0	0	1.000	1	0



TOMÁS
NIDO

3 C

@tnido7

@tnido24

HT	6-0	WT	211	BT	R	TH	R
----	-----	----	-----	----	---	----	---

OPENING DAY AGE: 28
 BIRTHDATE: APRIL 12, 1994
 BIRTHPLACE: GUAYNABO, PR
 RESIDES: OVIEDO, FL
 MLB SERVICE TIME: 4 YEARS, 89 DAYS
 SIGNED BY: MIKE SILVESTRI
 HOW OBTAINED: METS EIGHTH-ROUND PICK IN THE 2012 FIRST-YEAR PLAYER DRAFT
 CONTRACT STATUS: FREE AGENT AFTER 2024

MEET THE MET

- Comes from a family with deep athletic roots...His mother, Liana Vicéns, competed at age 11 in the 1968 Olympics in Mexico City as a swimmer and is the youngest known competitor in the history of the Olympic Games...His uncle, Miguel Nido, played tennis at Clemson and competed at the 1992 Olympics in Barcelona...His great uncle Juan "Pachín" Vicéns was a basketball player who played for Kansas State and Leones de Ponce...The Auditorio Juan Pachín Vicéns is named after him, an auditorium located in his home city of Ponce...His cousin Chris Nido played golf at the University of Florida and recently turned pro.
- His first career home run came off Jeff Brigham (now his batterymate), September 13, 2018 in game two of a doubleheader vs. Miami.
- Played baseball with Francisco Lindor as a kid in Puerto Rico... Played for Los Panteras, a youth team, before Lindor moved to the U.S.
- Enjoys playing golf.
- Is an avid watch collector.
- He and his wife, Danielle, had a baby girl named Eleni Rayne during the 2020-2021 offseason...Welcomed a second daughter named Noa Enrique this offseason on January 11, 2023.
- His family calls him Kiké, a shortened version of his middle name (Enrique).

2022 SEASON

- Was a finalist for the Gold Glove Award...Caught a career-high 96 games, including 86 starts.
- Set career-high marks in games played, hits (68), doubles (15), RBI (28), runs (31) and walks (14).
- His seven-game hitting streak from September 7-19 was tied for the longest of his career (also, June 19-July 21, 2021).
- Batted .333/.340/.608 in September with nine RBI and nine runs scored in 15 games...Hit three home runs in the month.
- Had a career-high four hits and three RBI on June 1 vs. Washington.

POSTSEASON

- Went 1-8 in the NL Wild Card Series vs. San Diego, starting all three games behind the plate.

2021 SEASON

- Spent time on the IL in four separate stints, including three as he battled a sprained left thumb in the second half...Despite missing time, still set or tied career-high marks in games played (58), runs scored (16), hits (34), doubles (five) and extra-base hits (nine).

CAREER BESTS

HITS, GAME

4 hits

6/1/22 vs. Washington

HOME RUNS, GAME

2 home runs

8/13/20 vs. Washington (Austin Voth)

LEADOFF HR

None

WALK-OFF HOME RUNS

1 walk-off home run

5/25/19 vs. Detroit (Buck Farmer)

PINCH-HIT HOME RUNS

None

RBI, GAME

6 RBI

8/13/20 vs. Washington

STOLEN BASES, GAME

1 stolen base

8/12/21 vs. Washington

HITTING STREAK

7 games

2x, last, 9/7/22 (G1)-9/19/22

GRAND SLAMS

1 grand slam

8/13/20 vs. Washington (Seth Romero)

- Hit all three of his home runs and tallied 11 of his 13 RBI in May.
- Threw out 12 of 21 attempted base stealers (57.1%).
- Had a career-high three hits and tied a career-best with two runs scored on May 17 at Atlanta.

2020 SEASON

- Placed on the Injured List, August 25, after testing positive for COVID-19...Missed the rest of the season.
- Hit safely in each of his first six starts.
- Collected a career-high six RBI and hit his first career grand slam as he had his first career multi-homer game on August 13 vs. Washington.

2018 SEASON

- Appeared in 34 games, including 24 starts, behind the plate in three stints with the Mets.

2017 SEASON

- Made his major league debut as a pinch-hitter on September 13 at Chicago-NL.
- Registered his first major league hit and RBI on September 14 at Chicago-NL as a pinch-hitter.

MINOR LEAGUE REVIEW

- **2017:** Participated in the *SiriusXM* Futures Game...Went 2-2 with two RBI for team World...Was an Eastern League mid-season All-Star (starting catcher).

- **2016:** Won the Florida State League batting title...Won the Sterling Award for St. Lucie (A), emblematic of the most valuable player on his team...Named a Florida State mid-season and Postseason League All-Star...Was also tabbed a High Class-A All-Star by *Baseball America*.

- **2015:** Named a South Atlantic League mid-season All-Star.

BACKGROUND

- Tomás Enrique Nido [toe-MAS NEE-doh] graduated from Orangewood Christian (FL) High School...Played four years of baseball, two years of basketball and two years of volleyball while at Orangewood Christian...Committed to Florida State before signing with the Mets.

CAREER TRANSACTIONS

- Selected by the New York Mets in the eighth round of the 2012 First-Year Player Draft.
- On the 7-Day Injured List, August 24-September 1, 2019, with a concussion.
- On the Injured List, August 25-the end of the 2020 season, after testing positive for COVID-19.
- On the 10-Day Injured List, June 23-July 2, 2021, with a right wrist contusion.
- On the 10-Day Injured List, August 16-27, August 31-September 14, and September 29-end of the 2021 season, with a sprained left thumb.
- On the Injured List, August 15-22, 2022.

CAREER STATISTICS

YEAR	TEAM	AVG	G	AB	R	H	2B	3B	HR	RBI	SH	SF	HBP	BB	SO	SB	CS	SLG	OBP	E
2012	Kingsport (R)	.242	38	124	15	30	6	0	2	15	0	3	1	12	23	1	0	.339	.307	7
2013	Brooklyn (A)	.185	33	119	3	22	6	0	1	11	1	0	1	4	21	0	1	.261	.218	4
2014	Brooklyn (A)	.277	58	188	20	52	6	1	1	21	0	1	0	14	41	2	2	.335	.325	7
2015	Savannah (A)	.259	86	317	39	82	14	2	6	40	1	4	1	12	86	1	1	.372	.284	14
2016	St. Lucie (A)	.320	90	344	38	110	23	2	7	46	0	4	3	19	42	0	1	.459	.357	9
2017	Binghamton (AA)	.232	102	367	41	85	19	1	8	60	0	6	1	30	63	0	0	.354	.287	5
	METS	.300	5	10	0	3	1	0	0	3	0	0	0	0	2	0	0	.400	.300	0
2018	Binghamton (AA)	.274	58	215	23	59	18	1	5	30	0	4	2	7	36	0	0	.437	.298	4
	Las Vegas (AAA)	.235	6	17	3	4	2	0	0	1	0	0	0	2	2	0	0	.353	.316	0
	METS	.167	34	84	10	14	3	0	1	9	0	2	0	4	27	0	0	.238	.200	4
2019	Syracuse (AAA)	.289	12	38	3	11	1	0	0	4	0	1	0	1	13	0	0	.316	.300	2
	METS	.191	50	136	9	26	5	0	4	14	1	0	0	7	37	0	0	.316	.231	3
2020	METS	.292	7	24	4	7	1	0	2	6	0	0	0	2	6	0	0	.583	.346	1
2021	METS	.222	58	153	16	34	5	1	3	13	0	0	3	5	44	1	0	.327	.261	5
	Syracuse (AAA)#	.364	3	11	2	4	0	0	0	2	0	0	0	0	0	0	0	.364	.364	1
2022	METS	.239	98	284	31	68	15	0	3	28	12	2	1	14	76	0	0	.324	.276	5
Minor League Totals		.264	486	1740	187	459	95	7	30	230	2	23	9	101	327	4	5	.378	.304	53
Major League Totals		.220	252	691	70	152	30	1	13	73	13	4	4	32	192	1	0	.323	.257	18

- rehabilitation assignment

CAREER PLAYOFF STATISTICS

YEAR	RND	TEAM/OPP	AVG	G	AB	R	H	2B	3B	HR	RBI	SH	SF	HBP	BB	SO	SB	CS	SLG	OBP	E
2022	NLWC	NYM vs. SD	.125	3	8	0	1	0	0	0	0	0	0	0	1	4	0	0	.125	.222	0

CAREER FIELDING

POS	G	PO	A	E	PCT	TC	DP
C	236	1943	72	18	.991	2033	11
3B	1	0	0	0	---	0	0



BRANDON NIMMO

#9 OF

@bnimmo24

@You_Found_Nimmo

HT	6-3	WT	206	BT	L	TH	R
----	-----	----	-----	----	---	----	---

OPENING DAY AGE: 30
 BIRTHDATE: MARCH 27, 1993
 BIRTHPLACE: CHEYENNE, WY
 RESIDES: PORT ST. LUCIE, FL
 MLB SERVICE TIME: 6 YEARS, 42 DAYS
 SIGNED BY: JIM REEVES
 HOW OBTAINED: METS FIRST-ROUND (13TH OVERALL) PICK IN THE 2011 FIRST-YEAR PLAYER DRAFT
 CONTRACT STATUS: SIGNED THROUGH 2029

STERLING ORGANIZATIONAL PLAYER OF THE YEAR: 2016

MEET THE MET

- Was promised a car, a 2010 Nissan Altima, for accepting a scholarship to the University of Arkansas...Still has that car today...After re-signing with the Mets on an eight-year contract in 2022, said he "splurged" on an Audi RSQ8, but plans to keep the Altima, saying "I don't think I can get rid of her. I purely think it's sentimental at this point...But the Golden Goddess, she'll always be around."...Said he may drive the Altima to the first day of the season each year to remember where he came from and stay humble.
- Has spent his entire career with the Mets since being selected 13th overall by New York in 2011...Signed an eight-year contract as a free agent during the 2022-23 offseason to remain with the club...Said at the press conference announcing his new deal: "Feels good to put this jersey back on and know it's not coming off."
- Is consistently among the league leaders in walk rate and sprints to first base after drawing a base on balls...Doesn't remember when he started that habit, but traces it back to his dad telling him to hustle down the line so he would be able to take second base in case the catcher did not catch ball four.
- His wife, Chelsea, has worked as an ER Nurse in Elmhurst, Queens.
- Is an avid fisherman - especially shark fishing.
- Took batting practice from assistant minor league clubhouse manager and left-handed thrower Drew Dunton during the 2020-2021 offseason to improve his approach against southpaws... Nimmo has batted .278 (83-299) with a .382 OBP against LHP in 2021 after hitting .243 with a .358 OBP against lefties from 2016-2020.
- His dad encouraged him to swing left-handed...Was a switch-hitter until he was about 10 years old...Does most things right-handed, including golf...His dad did not want him to mess up his swing and it was much harder to find spare lefty clubs.
- His favorite player growing up was Todd Helton...Nimmo and his father worked on emulating Helton's swing when Nimmo was a kid...Nimmo and Helton spoke for the first time during spring training in 2021.
- Was the first-ever first-round pick and 16th major league player from Wyoming.

CAREER HIGHLIGHTS

- Owns the fourth-highest OBP (min. 2,000 PA) in Mets history (.385) behind John Olerud (.425), Dave Magadan (.391) and Keith Hernandez (.387)...Ranks 10th in OPS in Mets history with a .827 mark.
- Ranks sixth in the majors with a .388 OBP since the start of 2018 (min. 2,000 PA)...Trails Mike Trout (.424), Juan Soto (.424), Freddie Freeman (.400), Bryce Harper (.393) and Aaron Judge (.392).

CAREER BESTS

HITS, GAME

5 hits

8/15/18 at Baltimore

HOME RUNS, GAME

2 home runs

3x, last, 10/1/21 at Atlanta

MULTI-HR GAMES

3 multi-home run games

3 two-home run games

LEADOFF HR

7 home runs

last, 10/4/22 (G2) vs. Washington (Paolo Espino)

INSIDE-THE-PARK HR

1 inside-the-park home run

6/18/18 at Colorado (Tyler Anderson)

WALK-OFF HOME RUNS

1 walk-off home run

7/11/18 vs. Philadelphia (Mark Leiter Jr.)

PINCH-HIT HOME RUNS

2 pinch-hit home runs

last, 9/3/18 at Los Angeles-LN (Kenta Maeda)

RBI, GAME

4 RBI

3x, last, August 12, 2021 (G1) vs. Washington

STOLEN BASES, GAME

2 stolen bases

5/29/18 at Atlanta

HITTING STREAK

11 games

5/3/22 (G2)-5/15/22

GRAND SLAMS

None

- Has been hit by a pitch 57 times, the most in franchise history.

2022 SEASON

- Ranked sixth in the majors and fourth in the NL with a career-high 102 runs...Finished fifth in the NL with a .367 OBP and 12th in the league with 71 walks.
- Set career-highs in hits (159), RBI (64) and doubles (30) and tied a career-high in extra-base hits (53)... Tied for first in the NL and second in the majors in triples (seven).
- Reached base in 26 straight games from April 11-May 15, his second-longest such streak across a single season, which included a career-high 11-game hitting streak from May 3-15 and another 10-game hitting streak from May 17-27.
- Robbed Justin Turner of a home run to preserve the Mets lead in the seventh inning of a 2-1 win vs. Los Angeles-NL on August 31.
- Opened the team's second game of their doubleheader on October 4 with a leadoff home run to start what would be back-to-back-to-back home runs from him, Lindor and McNeil.

POSTSEASON

- Hit .333 (4-12) with one triple and one RBI in the NL Wild Card Series vs. San Diego.

2021 SEASON

- Had two separate stints on the 10-day Injured List...Missed about two months with a bone bruise on his left index finger and was out two weeks with a strained right hamstring.
- Posted a .401 OBP, making him one of five players who had at least 350 plate appearances to reach base at that clip or better.
- Had a leadoff triple twice in the span of four games in late September...Became the first Met with multiple leadoff three-baggers in a season since José Reyes (2007, 2008 and 2011).
- Had the highest batting average on the club at home (min. 150 ABs), hitting .304 (51-168) at Citi Field...Tied Pete Alonso for the team lead with 13 doubles at home.

2020 SEASON

- Posted a .404 OBP, good for 10th in the majors...Is the third player in franchise history to reach base at a .400 clip or better in multiple seasons.
- Ranked 10th in the NL with 33 walks and tied for fourth in the league with three triples...Walked once every 6.82 plate appearances, ninth in the NL...Tied for eighth in the league with six HBP.
- Tied for ninth in the NL with a .338 (25-74) average in September...Had 10 multi-hit games in the season's last month...Reached base in the first 21 games of the season after ending 2019 on a

15-game on-base streak...That 36-game on-base streak was the second-longest in franchise history and the longest of his career.

2019 SEASON

- Missed over three months with neck injuries.
- Walked 46 times in 254 plate appearances (18.1 percent walk rate)...Led the NL and ranked second in the majors only to Mike Trout, walking once every 5.52 PA (min. 200 PA).
- Ranked seventh in the NL with a .430 OBP in September...His 20 walks in the season's final month were tied for fifth in the league.
- Drew a bases-loaded walk in the 11th inning on September 24 vs. Miami for his second career walk-off RBI.

2018 SEASON

- Made his first Opening Day roster.
- His .404 OBP was the second-best in the NL and fourth-best in the majors...Ranked ninth in the NL with 80 walks.
- Finished the season with an .886 OPS, the 11th-best in the NL...His eight triples were tied for fourth-most in the NL.
- Became the eighth Met to record a bWAR of at least 4.0 and a .400 OBP, joining Keith Hernandez and John Olerud (3x each), Mike Piazza, Cleon Jones, Dave Magadan and Edgardo Alfonzo... Became the 10th Met age 25 or younger to post a 4.0 bWAR.
- Drew 29 walks in September, second-most in the majors and the most walks in a calendar month in team history (Keith Hernandez, 28 in July 1984).

2017 SEASON

- Had the fourth-best on-base percentage (.379) among major league rookies (third-best among NL rookies)...Trailed Aaron Judge (.422), Rhys Hoskins (.396) and José Martínez (.379)...His 33 walks were seventh-most among NL rookies.
- Notched his first career multi-homer game on September 7 vs. Cincinnati...Finished the day 3-4 with three RBI and three runs scored.

2016 SEASON

- Received his first call-up to the majors on June 25 and stayed with the Mets through July 18...Was also with the Mets July 29-August 2, August 4-10 and September 6 through the end of the season.
- Made his MLB debut on June 26 at Atlanta and went 0-4...Tallied his first big league hit a day later on June 27 at Washington (a single off Joe Ross).
- Recorded his first RBI on June 30 vs. Chicago-NL.
- Hit his first major league homer off Jason Hammel in the fourth inning on July 1 vs. Chicago-NL at Citi Field...Finished the game with three RBI.

MINOR LEAGUE REVIEW

- **2016:** Named the Sterling Organizational Co-Player of the Year along with infield prospect Amed Rosario...The annual award is given to the top player(s) in the Mets' minor league system... Finished second in the PCL with a .352 average... Led the league in OBP (.423) and was fourth in slugging (.541)...Received the Webster Award at the end of the season, given annually to the Mets minor leaguer who best exemplifies the integrity and character displayed by Richard Webster.
- **2015:** Participated in the *SiriusXM* Futures Game in Cincinnati on July 12...Went 1-2 with an RBI and one run scored while playing center field...Named a Eastern League mid-season All-Star.
- **2014:** Won the Sterling Award for St. Lucie (A)... Named to the FSL mid-season All-Star team.
- **2013:** Named a South Atlantic League All-Star. Participated in the *SiriusXM* Futures Game at Citi Field...Was 0-2.

BACKGROUND

- Brandon Tate Nimmo [NIH-mo] graduated from Cheyenne East (WY) High School where he played American Legion ball for Post 6 because his high school did not have a baseball team...Won the MVP at the 2010 Under Armour All-America Game at Wrigley Field...Also played football and ran track.
- Committed to the University of Arkansas before signing with the Mets.
- His father wrestled collegiately, while his brother played outfield for four years at the University of Nebraska, including the 2005 College World Series.
- Participated in the inaugural Kids Holiday Shopping Spree on December 14, 2016 at Target in College Point, Queens...Helped children pick out holiday gifts for them and their families.

- Played for Team Italy during the 2017 World Baseball Classic (three games)...Suffered a strained right hamstring while playing for Italy.
- Attended Governor Andrew Cuomo's New York State of the State in Albany on January 4, 2018.
- Received the Ben Epstein/Dan Castellano Good Guy Award at the New York BBWAA Dinner on January 26, 2019.
- Was Santa at the Mets annual Kids Holiday Party from 2017-19...Was an elf at the Mets annual Kids Holiday Party in December 2016 and 2022 to help hand out presents to children.

CAREER TRANSACTIONS

- Drafted by the New York Mets in the first-round (13th overall) of the 2011 First-Year Player Draft.
- On the 10-Day Disabled List, March 30-May 16, 2017, with a right hamstring injury.
- On the 10-Day Disabled List, July 8-28, 2017, with a partially collapsed lung.
- On the 10-Day Disabled List, August 20-August 28, 2018, retroactive to August 17, with a bruised left index finger.
- On the 10-Day Injured List, May 22, 2019, retroactive to May 21, with a stiff neck...Transferred to the 60-Day Injured List, August 8-September 1.
- On the 10-Day Injured List, May 5-July 2, 2021, with a left index finger bone bruise.
- On the 10-Day Injured List, September 4-17, 2021, with a strained right hamstring.

METS FAMILY

The following is a list of Mets players who have played more than 10 years with the club:

Player	Number of Years	Years
Ed Kranepool.....	18.....	1962-1979
David Wright.....	15.....	2004-2018
John Franco.....	14.....	1990-2004
Bud Harrelson.....	13.....	1965-1977
Jerry Grote.....	12.....	1966-1977
Cleon Jones.....	12.....	1963-1975
Tom Seaver.....	12.....	1967-1977, 1983
Craig Swan.....	12.....	1973-1984
Ron Hodges.....	12.....	1973-1984
Jerry Koosman.....	12.....	1967-1978
José Reyes.....	12.....	2003-2011, 2016-2018
Dwight Gooden.....	11.....	1984-1994

CAREER STATISTICS

YEAR	TEAM	AVG	G	AB	R	H	2B	3B	HR	RBI	SH	SF	HBP	BB	SO	SB	CS	SLG	OBP	E
2011	GCL Mets (R)	.241	7	29	5	7	0	0	2	4	0	0	0	3	9	0	0	.448	.313	0
	Kingsport (R)	.111	3	9	0	1	0	0	0	0	0	0	0	3	5	0	0	.111	.333	0
2012	Brooklyn (A)	.248	69	266	41	66	20	2	6	40	1	1	7	46	78	1	5	.406	.372	1
2013	Savannah (A)	.273	110	395	62	108	16	6	2	40	1	2	11	71	131	10	7	.359	.397	7
2014	St. Lucie (A)	.322	62	227	59	73	9	5	4	25	0	0	2	50	51	9	3	.458	.448	1
	Binghamton (AA)	.238	65	240	38	57	12	4	6	26	2	0	1	36	54	5	1	.396	.339	1
2015	Binghamton (AA)	.279	68	269	26	75	12	3	2	16	0	1	6	26	55	0	2	.368	.354	1
	St. Lucie (A)	.125	4	16	3	2	1	0	0	2	0	0	0	4	3	0	0	.188	.300	0
	Las Vegas (AAA)	.264	32	91	19	24	3	1	3	8	0	1	2	18	20	5	4	.418	.393	1
2016	Las Vegas (AAA)	.352	97	392	72	138	25	8	11	61	2	1	3	46	73	7	8	.541	.423	3
	METS	.274	32	73	12	20	1	0	1	6	0	0	1	6	20	0	0	.329	.338	1
2017	METS	.260	69	177	26	46	11	1	5	21	1	2	2	33	60	2	0	.418	.379	1
	Las Vegas (AAA)	.227	42	163	23	37	12	1	3	17	0	0	2	33	49	0	0	.368	.364	1
	St. Lucie (A)#	.222	5	18	4	4	2	0	1	4	0	0	0	5	4	0	0	.500	.391	0
2018	METS	.263	140	433	77	114	28	8	17	47	0	0	22	80	140	9	6	.483	.404	1
	Las Vegas (AAA)	.500	1	4	2	2	0	0	0	1	0	0	1	0	0	0	0	.500	.600	0
	St. Lucie (A)#	.333	2	6	1	2	0	0	0	0	0	0	0	2	0	1	0	.333	.500	0
2019	METS	.221	69	199	34	44	11	1	8	29	1	3	5	46	71	3	0	.407	.375	1
	St. Lucie (A)#	.214	5	14	1	3	0	1	0	0	0	0	0	3	2	0	1	.357	.353	0
	Syracuse (AAA)#	.200	10	35	10	7	2	0	1	6	0	0	1	8	8	3	0	.343	.364	0
2020	METS	.280	55	186	33	52	8	3	8	18	0	0	6	33	43	1	2	.484	.404	2
2021	METS	.292	92	325	51	95	17	3	8	28	2	0	5	54	79	5	4	.437	.401	1
	Syracuse (AAA)#	.172	9	29	5	5	1	0	0	0	0	0	2	5	3	0	0	.207	.333	0
2022	METS	.274	151	580	102	159	30	7	16	64	3	3	16	71	116	3	2	.433	.367	0
Minor League Totals		.277	591	2203	371	611	115	31	41	250	6	6	38	359	545	41	31	.414	.387	16
Major League Totals		.269	608	1973	335	530	106	23	63	213	7	8	57	323	529	23	14	.441	.385	7

- rehabilitation assignment

PLAYOFF STATISTICS

YEAR	RND	TEAM/OPP	AVG	G	AB	R	H	2B	3B	HR	RBI	SH	SF	HBP	BB	SO	SB	CS	SLG	OBP	E
2022	NLWC	NYM vs. SD	.333	3	12	0	4	0	1	0	1	0	0	0	1	1	0	0	.500	.385	0

WORLD BASEBALL CLASSIC

YEAR	CLUB	AVG	G	AB	R	H	2B	3B	HR	RBI	SH	SF	HB	BB	SO	SB	CS	SLG	OBP	E
2017	Italy	.182	3	11	3	2	0	0	1	2	0	0	0	2	2	0	0	.455	.308	0

CAREER FIELDING

Pos	G	PO	A	E	PCT	TC	DP
OF	557	1119	15	7	.994	1141	4





STEPHEN NOGOSEK

#85 RHP

@nogo_backwardsk30

@StephenNogosek

HT	6-2	WT	205	BT	R	TH	R
----	-----	----	-----	----	---	----	---

OPENING DAY AGE: 28

BIRTHDATE: JANUARY 11, 1995

BIRTHPLACE: ROSEVILLE, CA

RESIDES: GRANITE BAY, CA

MLB SERVICE TIME: 0 YEARS, 166 DAYS

SIGNED BY: JUSTIN HOROWITZ (BOSTON)

HOW OBTAINED: ACQUIRED ALONG WITH RHP GERSON BAUTISTA AND RHP JAMIE CALLAHAN FROM BOSTON IN EXCHANGE FOR RHP ADDISON REED ON JULY 31, 2017

CONTRACT STATUS: SIGNED THROUGH 2023

MEET THE MET

- Graduated from the University of Oregon during the 2020-21 offseason...Credits his head coach at Oregon, Mark Wasikowski for pushing him to complete his degree.
- His sister Jessica played college softball at Long Beach State.
- Started sporting a mustache in 2021 because he wanted to try something different.
- Enjoys the outdoors...Hunts and fishes in the offseason...Also likes to watch bull riding.
- Pitched for the U.S. National Team following the 2015 season.

2022 SEASON

- Had five separate stints with the club...Went 1-1 with a 2.45 ERA (six earned runs/22.0 innings) across 12 games.
- Logged career-highs with 22.0 innings pitched and 12 appearances...Pitched in eight games (9.2 innings) in his first two major league seasons combined.
- Threw 3.0 hitless innings with two walks and three strikeouts in his season debut on May 11 at Washington.
- In the minors, posted a 2.30 ERA (11 earned runs/43.0 innings) with Syracuse (AAA) in 31 games.

2021 SEASON

- Made one appearance for the Mets, tossing 3.0 innings at Cincinnati on July 20.

2019 SEASON

- Made his major league debut on June 19 at Atlanta.

MINOR LEAGUE REVIEW

- **2021:** Struck out 55 batters across 39.0 innings, including 52 in 35.0 innings for Syracuse (AAA).

- **2019:** His 1.07 ERA on the season was the sixth-best in the minors (min. 50.0 IP)...Did not allow an earned run in his first 23 appearances (30.1 IP) for Syracuse (AAA).
- **2018:** Was named a Florida State League mid-season All-Star for St. Lucie (A).
- **2017:** Was named a South Atlantic League mid-season All-Star for Greenville (A).
- **2016:** Made his professional debut with Lowell (A).

BACKGROUND

- Stephen James Nogosek [nuh-goh-SICK] was a Pac-12 Conference first-team all-league pick following his junior season at the University of Oregon where he went 2-2 with a 1.11 ERA and 16 saves...Ended his collegiate career ranked second in Ducks history in saves and appearances (85).
- Was a three-year captain at Woodcreek High where he played the infield and pitched...Holds Sierra Foothill League record in passing yards, passing touchdowns and rushing yards by a quarterback.

CAREER TRANSACTIONS

- Selected by the Boston Red Sox in the sixth round of the 2016 First-Year Player Draft.
- Acquired by the New York Mets along with RHP Gerson Bautista and RHP Jamie Callahan from Boston in exchange for RHP Addison Reed on July 31, 2017.
- On the 10-Day Injured List, July 24-September 6, 2021, with right shoulder soreness.
- Signed by the New York Mets as a minor league free agent on December 1, 2021.
- On the Injured List, August 21-September 17, 2022, with a left oblique strain.

CAREER STATISTICS

YEAR	TEAM	W-L	ERA	G	GS	CG	SHO	SV	IP	H	R	ER	HR	HB	BB	SO	WP	BK
2016	Lowell (R)	1-0	2.03	10	0	0	0	0	13.1	9	3	3	2	1	7	19	1	0
	Greenville (A)	0-2	5.14	10	0	0	0	2	14.0	17	9	8	1	0	3	12	0	0
2017	Greenville (A)	2-3	2.55	23	0	0	0	13	35.1	24	10	10	4	3	11	45	1	0
	Salem (A)	2-1	4.08	13	0	0	0	6	17.2	15	8	8	3	2	10	18	2	0
	St. Lucie (A)	1-1	5.06	9	0	0	0	0	16.0	16	9	9	0	0	8	15	2	0
2018	St. Lucie (A)	1-1	3.06	23	0	0	0	1	32.1	22	12	11	4	2	18	37	3	0
	Binghamton (AA)	0-0	8.10	16	0	0	0	0	20.0	16	20	18	3	0	21	21	5	0
2019	Syracuse (AAA)	3-0	1.15	24	0	0	0	2	31.1	12	5	4	1	2	13	30	1	0
	Binghamton (AA)	0-0	0.95	11	0	0	0	1	19.0	13	4	2	0	0	12	20	0	0
	METS	0-1	10.80	7	0	0	0	0	6.2	12	8	8	2	0	2	6	0	0
2021	Syracuse (AAA)	1-5	5.14	27	0	0	0	6	35.0	35	23	20	2	0	16	52	2	0
	METS	0-1	6.00	1	0	0	0	0	3.0	3	2	2	2	0	0	5	0	0
	FCL Mets (R)#	0-0	0.00	1	1	0	0	0	1.0	0	0	0	0	0	0	2	0	0
2022	St. Lucie (A)#	0-0	3.00	3	2	0	0	0	3.0	4	1	1	0	0	1	1	0	0
	Syracuse (AAA)	2-0	2.30	31	0	0	0	4	43.0	31	13	11	2	3	15	53	1	1
	METS	1-1	2.45	12	0	0	0	0	22.0	20	10	6	4	1	7	21	1	0
Minor League Totals		13-13	3.36	201	3	0	0	35	281.0	214	117	105	22	13	135	325	17	1
Major League Totals		1-3	4.55	20	0	0	0	0	31.2	35	20	16	8	1	9	32	1	0

- rehabilitation assignment

CAREER FIELDING

Pos	G	PO	A	E	PCT	TC	DP
P	201	15	26	2	.953	43	5

1-0 LOSSES DECIDED BY A HOME RUN

Date	Opponent	Inning	Opponent Batter	Mets Pitcher
7/10/63	vs. Los Angeles	8	Johnny Roseboro	Carl Willey
7/27/63	at Houston	8	Johnny Bateman	Roger Craig
9/2/63 (2)	vs. Cincinnati	1	Pete Rose	Jay Hook
5/5/65	vs. Philadelphia	6	Jim Bunning*	Warren Spahn
5/28/66	vs. Philadelphia	7	Bill White	Bob Friend
4/13/68	at Los Angeles	2	Ron Fairly	Don Cardwell
8/17/68	vs. Houston	6	Jimmy Wynn	Jim McAndrew
5/20/71	at Philadelphia	2	Deron Johnson	Gary Gentry
9/16/71	vs. Chicago	8	Juan Pizarro*	Tom Seaver
4/17/73	vs. Chicago	4	Rick Monday	Tom Seaver
6/7/74	at Houston	2	Lee May	Harry Parker
7/17/76	vs. Houston	1	Cesar Cedeño	Tom Seaver
7/28/76	vs. Pittsburgh	13	Richie Hebner	Ken Sanders
4/26/78	vs. Pittsburgh	11	Ed Ott	Bob Myrick
6/4/80	vs. St. Louis	10	Ken Reitz	Neil Allen
6/8/85	vs. St. Louis	9	Tommy Herr	Tom Gorman
9/11/85	vs. St. Louis	10	Cesar Cedeño	Jesse Orosco
7/28/90	vs. St. Louis	7	Willie McGee	David Cone
9/9/97	vs. Philadelphia	8	Rico Brogna	Dave Mlicki
6/16/03	at Florida	3	Iván Rodríguez	Tom Glavine
9/18/03	vs. Montreal	3	Todd Zeile	Steve Trachsel
9/19/04	at Pittsburgh	3	Humberto Cota	Aaron Heilman
4/9/16	vs. Philadelphia	5	Ryan Howard	Bartolo Colón
9/14/16	at Washington	7	Wilson Ramos	Fernando Salas
5/1/19	vs. Cincinnati	9	José Iglesias	Edwin Díaz
6/21/21 (G2)	vs. Atlanta	5	Ronald Acuña Jr.	Miguel Castro

* Pitcher



ERIC
ORZE
#92 RHP
@eorze

NON-ROSTER INVITE

HT	6-4	WT	192	BT	R	TH	R
----	-----	----	-----	----	---	----	---

OPENING DAY AGE: 25
 BIRTHDATE: AUGUST 21, 1997
 BIRTHPLACE: ELK GROVE, IL
 RESIDES: NEW ORLEANS, LA
 MLB SERVICE TIME: 0 YEARS, 0 DAYS
 SIGNED BY: JET BUTLER
 HOW OBTAINED: METS FIFTH-ROUND PICK IN THE 2020 FIRST-YEAR PLAYER DRAFT
 CONTRACT STATUS: SIGNED THROUGH 2023

MEET THE MET

- In 2018, he was diagnosed with testicular cancer... Just a few months later, was diagnosed with stage 0 melanoma...As of 2020, Orze is a cancer survivor.
- Throws a splitfinger that he tends to use as his strikeout pitch.
- Ranked No. 19 on the Mets' Top Prospects List by *MLB Pipeline*.

MINOR LEAGUE REVIEW

- 2022:** Went 4-3 with a 5.13 ERA, one save and a 12.17 K/9 ratio in 32 games with Syracuse (AAA)... Had two separate stints on the 7-Day Injured List, July 19-26 and August 2-September 1...Made two rehab appearances with St. Lucie (A).

- 2021:** In his first pro season, ascended through the Mets system, reaching Syracuse (AAA) after starting the year with Brooklyn (A)...Recorded a 12.14 K/9 ratio in 49.2 innings at three levels of the organization.

BACKGROUND

- Eric Paul Orze graduated from Glenbard North High School in Illinois before attending the University of New Orleans.

CAREER TRANSACTIONS

- Selected by the New York Mets in the fifth round of the 2020 First-Year Player Draft.

CAREER STATISTICS

YEAR	TEAM	W-L	ERA	G	GS	CG	SHO	SV	IP	H	R	ER	HR	HB	BB	SO	WP	BK
2021	Brooklyn (A)	1-2	4.05	13	0	0	0	1	20.0	19	10	9	2	1	6	26	0	0
	Binghamton (AA)	2-0	2.60	11	0	0	0	4	17.1	12	5	5	2	2	1	25	2	0
	Syracuse (AAA)	1-0	2.19	10	0	0	0	0	12.1	7	3	3	1	0	7	16	2	1
2022	Syracuse (AAA)	4-3	5.13	32	0	0	0	1	47.1	42	32	27	11	1	13	64	5	1
	St. Lucie (A)#	0-0	0.00	2	0	0	0	0	3.0	2	0	0	0	0	0	5	0	0
Minor League Totals		8-5	3.96	38	0	0	0	6	100.0	82	50	44	16	4	28	136	9	1

#Rehab Assignment

ORZE, ERIC



ADAM OTTAVINO

#0 RHP

@adamottavino

HT	6-5	WT	246	BT	S	TH	R
----	-----	----	-----	----	---	----	---

OPENING DAY AGE: 37
 BIRTHDATE: NOVEMBER 22, 1985
 BIRTHPLACE: NEW YORK, NY
 RESIDES: WESTCHESTER, NY
 MLB SERVICE TIME: 11 YEARS, 87 DAYS
 SIGNED BY: ST. LOUIS
 HOW OBTAINED: SIGNED AS A FREE AGENT TO A ONE-YEAR CONTRACT ON MARCH 14, 2022
 CONTRACT STATUS: SIGNED THROUGH 2023 WITH PLAYER OPTION FOR 2024

MEET THE MET

- Has worn No. 0 throughout his career, donning the uniform number each season since 2013...Is the fifth Met in team history to wear No. 0... Struck out Royals right fielder Terrance Gore (No. 0) on April 19, 2019 while with the Yankees, the first time in major league history a pitcher wearing No. 0 faced a batter wearing No. 0.
- Worked at a commercial property rented by his father-in-law in Harlem during the 2017-2018 offseason to work on his pitch design...Used high-speed cameras to measure spin rate...Installed a mound, artificial turf and netting to create a homemade bullpen.
- Is an avid photographer and documented his Tommy John surgery rehabilitation for *The Players' Tribune*.
- Was in attendance for David Wells' perfect game at Yankee Stadium in 1998.
- Graduated from Berkeley Carroll High School in Park Slope in 2003...His mother, Eve, is ++an elementary school teacher at P.S. 39 in Brooklyn.
- His father, John, has appeared on Broadway and in movies and TV shows, including 17 episodes of *Law & Order* and *Law & Order: SVU*.
- Tossed 3.0 scoreless innings for Italy in the 2009 World Baseball Classic vs. Venezuela.
- He and his wife, Brette, have two daughters, Bradley and Oakley and are expecting a child.

CAREER HIGHLIGHTS

- 243 of his 307 appearances between 2018-2022 have been scoreless, the most such appearances in that span.
- His 727 career strikeouts are seventh-most among active relief pitchers.
- Has seven seasons with at least 70 strikeouts since 2012, the fifth-most such seasons during that span by a relief pitcher...Has four seasons with six or more wins since 2012, tied with Chris Stratton for the most by a relief pitcher during that span.
- Did not allow a homer in a career-best 65 straight games (263 batters faced) from September 13, 2020-September 3, 2021.
- Owned a 37-game scoreless streak from September 7, 2014-August 24, 2016, tied with Mike Myers for the fourth-longest streak in MLB history.

2022 SEASON

- His 2.06 ERA (15 earned runs/65.2 innings) was the fourth-best mark by a Mets relief pitcher in their first season with the club (min. 50.0 IP), courtesy of *Elias*.
- Led the Mets bullpen and was tied for sixth among National League relief pitchers with six wins.
- Tied for sixth in the NL with 20 holds.

CAREER BESTS
WIN STREAK 6 games 7/26/21-4/19/22
LOSS STREAK 5 games 9/9/13-8/15/14
STRIKEOUTS, GAME 5 strikeouts 2x, last, 6/28/12, Colorado vs. Washington
LONGEST OUTING, RELIEVER 4.1 innings 6/27/10, St. Louis at Kansas City
LONGEST OUTING, STARTER 5.2 innings 5/29/10, St. Louis at Chicago-NL
MOST WALKS, GAME 6 walks 5/29/10, St. Louis at Chicago-NL
SCORELESS STREAK 32.0 innings 9/7/14-8/27/16

OTTAVINO, ADAM

- Had three saves over four appearances from August 25-September 1...Did not record a save in any of his prior 50 games.
- Recorded the final out of the Mets playoff berth-clinching game on September 20 at Milwaukee.

POSTSEASON

- Struck out two batters in 1.0 inning of the Mets 7-3 win over the Padres in Game 2 of the NL Wild Card Series.

2021 SEASON

- Established career-highs in saves (11) and wins (seven) in 69 games with the Boston Red Sox... Was tied for the AL lead with 22 holds and was the only AL pitcher with 20 or more holds and 10 or more saves.
- Did not allow a home run to a left-handed batter for the second straight season (101 lefties faced)... Was one of nine pitchers in the majors to face 100 or more lefties without giving up a home run.
- Played in his 500th career game on July 2 at Oakland.

POSTSEASON

- Tossed 1.0 scoreless inning in Boston's Game 1 loss to Tampa Bay in the ALDS.
- Threw 3.0 innings in four games of the ALCS.

2020 SEASON

- Led the Yankees with 24 relief appearances, 19 of which were scoreless.
- Did not allow a home run to a left-handed batter (24 lefties faced).

POSTSEASON

- Allowed one run on one walk in 0.2 inning in Game 2 of the ALDS at Tampa Bay.

2019 SEASON

- Registered a career-best 1.90 ERA (14 earned runs/66.1 innings) with the Yankees.
- His 61 scoreless outings were the fourth-most in the majors and tied for second-most in the AL.
- Recorded his 500th career strikeout on June 5 at Toronto (Randal Grichuk).

POSTSEASON

- Struck out two batters through one-third of an inning in Game 2 of the ALCS at Houston, becoming the first pitcher in Postseason history to record more strikeouts than outs in a game.

2018 SEASON

- Surpassed 100 strikeouts for the first time in his career in 75 relief appearances with Colorado.
- His 112 strikeouts ranked fourth in the majors among relievers and second in the National League.

POSTSEASON

- Made his Postseason debut, going 0-1 with a 4.91 ERA over three relief appearances.

2017 SEASON

- Ranked second on the Rockies with 63 appearances in his first full season since Tommy John surgery.
- Tied a Colorado franchise record with four wild pitches on June 25 at Los Angeles-NL.

2016 SEASON

- Spent the first half of the season recovering from Tommy John surgery, returned to major league action in July.

2015 SEASON

- Struck out 13 and did not allow a run through 10 appearances (10.1 IP) with Colorado before landing on the Disabled List and missing the rest of the season.
- Underwent Tommy John surgery on May 7, performed by Dr. James Andrews.

2014 SEASON

- Converted his first save opportunity on July 30 at Chicago-NL while with Colorado when he entered in the bottom of the 10th inning.

2013 SEASON

- Made his first career Opening Day roster with the Rockies.

2012 SEASON

- Was recalled by Colorado on May 5 after beginning the year with Colorado Springs (AAA).
- Earned his first career win on June 1 vs. Los Angeles-NL, tossing 1.2 scoreless innings of relief with two hits...Was his first of five wins on the year.

2010 SEASON

- Made his MLB debut with St. Louis on May 29 at Chicago-NL...Punched out Kosuke Fukudome, his first batter faced, for his first career strikeout.
- Made the only three starts of his major league career before moving to the bullpen permanently.

MINOR LEAGUE REVIEW

- **2011:** Spent the year with Memphis (AAA)...Tied for sixth in the PCL with 120 strikeouts.
- **2009:** Led all Cardinals minor leaguers in starts and tied for second with 119 strikeouts...Had his contract selected by St. Louis following the minor league season.
- **2008:** Made eight starts for Peoria in the Arizona Fall League following the season.
- **2007:** Named a Florida State League mid-season and postseason All-Star with Palm Beach (A)... Earned FSL Pitcher of the Week honors on July 2.
- **2006:** Did not allow an earned run in his first 19.1 pro innings pitched...Was named New York-Penn League Pitcher of the Week on July 9 while with State College.

BACKGROUND

- Adam Robert Ottavino attended Northeastern University where he played baseball from 2004-2006 before becoming the second-highest MLB draft pick in the school's history.
- Holds the Northeastern school record with 290 career strikeouts...Named 2005 America East Pitcher of the Year.
- Graduated from Berkeley Carroll High School in Park Slope, Brooklyn in 2003...Was selected by the Tampa Bay Rays in the 30th round of the 2003 First-Year Player Draft, but did not sign.
- In 2019, participated in the Yankees' HOPE Week to honor the program AdaptAbility, which customizes adaptive bicycles for children with special needs.
- Joined the Players Alliance on Coney Island on December 2, 2020 for an event part of the "Pull Up Neighbor" initiative, helping to pass out items of need to the community.

CAREER TRANSACTIONS

- Selected by St. Louis in the first round (30th overall) of the 2006 First-Year Player Draft.
- On the 15-Day Disabled List, July 7, 2010, with a strained right shoulder...Transferred to the 60-Day DL, August 16-September 29.
- Claimed off waivers by Colorado on April 3, 2012.
- On the 15-Day Disabled List, April 27, 2015, with right triceps inflammation...Transferred to the 60-Day DL, May 14...Missed the rest of the season.
- On the 60-Day Disabled List, February 18-July 5, 2016, recovering from Tommy John surgery.
- On the 10-Day Disabled List, May 30-June 9, 2017, with right shoulder inflammation.
- On the 10-Day Disabled List, May 28-June 14, 2018, with a left oblique strain.
- Signed by New York-AL to a three-year contract as a free agent on January 24, 2019.
- Acquired by Boston along with RHP Franklin German and cash considerations in exchange for a PTBNL or cash considerations on January 25, 2021.
- Signed by the New York Mets as a free agent to a one-year contract on March 14, 2021.
- Signed by the New York Mets as a free agent to a one-year contract with a player option for 2024 on December 27, 2022.

TWO WINS, ONE DAY

Only three pitchers in Mets history have won both ends of a doubleheader: Craig Anderson, Willard Hunter and Jesse Orosco. Anderson did it on May 12, 1962, beating the Braves at the Polo Grounds, 3-2 and 8-7, with a combined three innings of shutout relief. Hunter accomplished the feat on August 23, 1964 at Shea when 1.2 innings of hitless relief earned him 2-1 and 5-4 wins over Chicago-NL. Orosco joined the group on July 31, 1983 at Shea when he held the Pirates scoreless over a total of five relief innings en route to a pair of 12-inning wins, 7-6 and 1-0. John Franco earned a save and a win (respectively) in a July 30, 1996 doubleheader vs. the Pirates at Shea.

CAREER STATISTICS

YEAR	TEAM	W-L	ERA	G	GS	CG	SHO	SV	IP	H	R	ER	HR	HB	BB	SO	WP	BK
2006	State College (A)	2-2	3.14	6	6	0	0	0	28.2	23	12	10	1	1	13	26	0	0
	Quad Cities (A)	2-3	3.44	8	8	0	0	0	36.2	28	21	14	3	4	19	38	3	0
2007	Palm Beach (A)	12-8	3.08	27	27	1	0	0	143.1	130	63	49	10	8	63	128	6	0
2008	Springfield (AA)	3-7	5.23	24	24	1	0	0	115.1	133	75	67	16	10	52	96	6	0
2009	Memphis (AAA)	7-12	4.75	27	27	0	0	0	144.0	141	80	76	12	10	82	119	13	1
2010	Memphis (AAA)	5-3	3.97	9	9	0	0	0	47.2	43	23	21	5	3	12	43	3	0
	ST. LOUIS (NL)	0-2	8.46	5	3	0	0	0	22.1	37	21	21	5	0	9	12	1	0
2011	Memphis (AAA)	7-8	4.85	26	25	0	0	0	141.0	154	85	76	14	9	71	120	8	1
2012	Colo. Springs (AAA)	0-0	3.20	13	0	0	0	0	19.2	22	8	7	2	0	7	25	1	0
	COLORADO (NL)	5-1	4.56	53	0	0	0	0	79.0	76	42	40	9	1	34	81	8	0
2013	COLORADO (NL)	1-3	2.64	51	0	0	0	0	78.1	73	27	23	5	2	31	78	9	1
2014	COLORADO (NL)	1-4	3.60	75	0	0	0	1	65.0	67	26	26	6	4	16	70	4	0
2015	COLORADO (NL)	1-0	0.00	10	0	0	0	3	10.1	3	0	0	0	1	2	13	0	0
2016	Modesto (A)#	0-0	6.75	4	0	0	0	1	2.2	6	2	2	0	0	2	6	2	0
	Albuquerque (AAA)#	0-1	4.76	6	0	0	0	0	5.2	2	3	3	1	0	3	6	0	0
	COLORADO (NL)	1-3	2.67	34	0	0	0	7	27.0	18	9	8	3	2	7	35	4	0
2017	COLORADO (NL)	2-3	5.06	63	0	0	0	0	53.1	48	30	30	8	4	39	63	8	0
2018	COLORADO (NL)	6-4	2.43	75	0	0	0	6	77.2	41	25	21	5	6	36	112	7	0
2019	NEW YORK (AL)	6-5	1.90	73	0	0	0	2	66.1	47	17	14	5	2	40	88	3	1
2020	NEW YORK (AL)	2-3	5.89	24	0	0	0	0	18.1	20	12	12	2	1	9	25	1	0
2021	BOSTON (AL)	7-3	4.21	69	0	0	0	11	62.0	55	31	29	5	7	35	71	4	0
2022	METS	6-3	2.06	66	0	0	0	3	65.2	48	15	15	6	5	16	79	7	0
Minor League Totals		38-44	4.27	150	126	2	0	1	684.2	682	372	325	64	45	324	607	42	2
Major League Totals		38-34	3.44	598	3	0	0	33	625.1	533	255	239	59	35	274	727	56	2

- rehabilitation assignment

CAREER PLAYOFF STATISTICS

YEAR	RND	TEAM/OPP	W-L	ERA	G	GS	CG	SHO	SV	IP	H	R	ER	HR	HB	BB	SO	WP	BK
2018	NLWC	COL vs. CHC	0-0	9.00	1	0	0	0	0	1.0	2	1	1	0	0	1	2	1	0
	NLDS	COL vs. MIL	0-1	3.38	2	0	0	0	0	2.2	1	1	1	0	0	2	1	1	0
2019	ALDS	NY Yankees vs. MIN	0-0	0.00	3	0	0	0	0	1.0	1	0	0	0	0	2	1	0	0
	ALCS	NY Yankees vs. HOU	0-0	11.57	5	0	0	0	0	2.1	6	4	3	1	0	1	3	1	0
2020	ALDS	NY Yankees vs. TB	0-0	13.50	1	0	0	0	0	0.2	0	1	1	0	0	1	0	0	0
2021	ALDS	BOS vs. TB	0-0	0.00	1	0	0	0	0	1.0	0	0	0	0	0	0	0	0	0
	ALCS	BOS vs. HOU	0-0	3.00	4	0	0	0	0	3.0	3	1	1	1	0	0	3	0	0
2022	NLWC	NY Yankees vs. SD	0-0	9.00	1	0	0	0	0	1.0	0	1	1	0	1	3	2	0	0
Postseason Totals			0-1	5.68	18	0	0	0	0	12.2	13	9	8	2	1	10	12	3	0
WC Totals			0-0	9.00	2	0	0	0	0	2.0	2	2	2	0	1	4	4	1	0
DS Totals			0-1	3.38	7	0	0	0	0	5.1	2	2	2	0	0	5	2	1	0
CS Totals			0-0	6.75	9	0	0	0	0	5.1	9	5	4	2	0	1	6	1	0

WORLD BASEBALL CLASSIC

YEAR	CLUB	W-L	ERA	G	GS	CG	SHO	SV	IP	H	R	ER	HR	HB	BB	SO	WP	BK
2009	Italy	0-0	0.00	1	1	0	0	0	3.0	1	0	0	0	0	1	3	0	0

CAREER FIELDING

POS	G	PO	A	E	PCT	TC	DP
P	532	37	48	8	.914	93	2



KEVIN PARADA

NON-ROSTER invitee

#95 C

@kevinparada

@parada_kevin

HT	6-1	WT	210	BT	R	TH	R
----	-----	----	-----	----	---	----	---

OPENING DAY AGE: 21

BIRTHDATE: AUGUST 3, 2001

BIRTHPLACE: PASADENA, CA

RESIDES: PASADENA, CA

MLB SERVICE TIME: 0 YEARS, 0 DAYS

SIGNED BY: CHRIS HEIDT

HOW OBTAINED: METS FIRST-ROUND PICK (11TH OVERALL) IN THE 2022 FIRST-YEAR PLAYER DRAFT

CONTRACT STATUS: SIGNED THROUGH 2023

MEET THE MET

- According to MLB Pipeline, he enters 2023 as the Mets' third-best prospect and the No. 36 prospect in the majors.
- After being drafted, said on *MLB Central* that every significant moment in his life to that point had happened within 20 miles of the draft site in downtown Los Angeles...He was born and raised in nearby Pasadena, CA.
- Was set on Georgia Tech instead of signing out of high school.
- Set a Georgia Tech home run record (26) in 2022.
- Has a unique batting stance, leaning slightly backward with his stance slightly open and his bat over his right shoulder and away from his body, almost parallel to his back. He also raises his left elbow to partially cover his face as a timing mechanism to initiate his swing.
- Told Baseball America that he wants to continue Georgia Tech's legacy of catchers who played in the big leagues.

- When he was young, his mother told him he couldn't play catcher, but she eventually relented when she saw how persistent he was at the position.

MINOR LEAGUE REVIEW

- **2022:** Made his professional debut, appearing in 13 games with FCL Mets and St. Lucie.

BACKGROUND

- Kevin Parada graduated from Loyola (CA) High School before attending Georgia Tech.
- Earned first-team All-America honors from Collegiate Baseball Newspaper and was one of three finalists for the Golden Spikes Award in 2022.

CAREER TRANSACTIONS

- Selected by the Mets in the first round (11th overall) in the 2022 First-Year Player Draft.

CAREER STATISTICS

YEAR	CLUB	AVG	G	AB	R	H	2B	3B	HR	RBI	SH	SF	HB	BB	SO	SB	CS	SLG	OBP	E
2022	FCL Mets (R)	.273	3	11	1	3	2	0	0	3	0	0	1	2	1	0	0	.455	.429	0
	St. Lucie (A)	.276	10	29	5	8	1	0	1	5	0	1	1	10	12	0	1	.414	.463	0
Minor League Totals		.275	13	40	6	11	3	0	1	8	0	1	2	12	13	0	1	.425	.455	0



PARADA, KEVIN



JOSÉ PERAZA

#81 INF

NON-ROSTER INFINITE

HT	6-0	WT	210	BT	R	TH	R
----	-----	----	-----	----	---	----	---

OPENING DAY AGE: 28
 BIRTHDATE: APRIL 30, 1994
 BIRTHPLACE: BARNIAS, VENEZUELA
 RESIDES: BARNIAS, VENEZUELA
 MLB SERVICE TIME: 6 YEARS, 121 DAYS
 SIGNED BY: ROLANDO PETIT (ATLANTA)
 HOW OBTAINED: SIGNED AS A MINOR LEAGUE FREE AGENT ON
 DECEMBER 10, 2022
 CONTRACT STATUS: FREE AGENT AFTER 2024

2022 SEASON

- Played in 71 games combined with the Class AAA affiliates of the Yankees and Red Sox.
- Was on the 7-Day Injured List from August 16 through the end of the season with Boston.

2021 SEASON

- Appeared in 64 games with the Mets, hitting .204 (29-142) with seven doubles, six home runs, 20 RBI and one stolen base.
- Missed most of the second half with a fractured right middle finger...Was on the active roster from April 10-17, April 27, April 30-July 19 and September 15 through the end of the season.
- Five of his six home runs gave the Mets the lead and 10 of his 20 RBI either tied the game or gave the Mets the lead.
- Broke a scoreless tie with a solo shot on June 5 in a win at San Diego...Had a go-ahead, two-run shot on June 13 vs. San Diego... Hit a go-ahead, two-run double in the Mets' six-run seventh inning rally on July 4 (Game 1) at Yankee Stadium.

2020 SEASON

- Played in 34 games for Boston, hitting .225 (25-111) with eight doubles, a triple, a home run, eight RBI and a stolen base.
- Made the third pitching appearance of his career, pitching the ninth inning in a 17-8 loss vs. Tampa Bay...Allowed two hits and one run.
- Was optioned to Boston's alternate training site on September 9.

2019 SEASON

- Led the Reds in starts at second base (50)...Also made 22 starts at shortstop, 13 in left field, two in center field and one at third base...His five games at third base were the first of his career.
- Made the first two pitching appearances of his career...With two outs in the ninth inning on July 30 vs. Pittsburgh, in a game that featured nine ejections, threw four pitches and induced a Jacob Stallings flyout to center field...On August 16 vs. St. Louis, threw a scoreless ninth inning with one hit allowed.

2018 SEASON

- Established career-highs in games (157), runs (85), hits (182), doubles (31), home runs (14), RBI (58) and walks (29).
- Was one of only two players in the majors and the only player in the NL with at least 182 hits, 31 doubles, 14 homers and 23 stolen bases (Francisco Lindor, 183-42-38-25).
- Tied Lindor for the major league lead in hits by a shortstop...Among all NL players, ranked tied for third in sacrifice bunts, tied for fourth in hits and tied for fifth in multi-hit games.

CAREER BESTS

HITS, GAME

5 hits

7/14/18, Cincinnati at St. Louis

HOME RUNS, GAME

2 home runs

4/27/18, Cincinnati at Minnesota

MULTI-HR GAMES

1 multi-HR game

4/27/18, Cincinnati at Minnesota

LEADOFF HR

3 leadoff HRs

last, 8/4/18, Cincinnati at Washington (Jeremy Hellickson)

INSIDE-THE-PARK HR

None

WALK-OFF HOME RUNS

None

PINCH-HIT HOME RUNS

2 pinch-hit home runs

last, 7/7/21 vs. Milwaukee (Josh Hader)

RBI, GAME

4 RBI

2x, last, 7/1/18, Cincinnati vs. Milwaukee

STOLEN BASES, GAME

3 stolen bases

2x, last, Cincinnati vs. Chicago-NL

HITTING STREAK

13 games

5/13/17-5/28/17

GRAND SLAMS

1 grand slam

7/1/18, Cincinnati vs. Milwaukee (Aaron Wilkerson)

- Led the National League in most plate appearances per strikeout (9.1).
- Hit his only career grand slam on July 1 vs. Milwaukee.

2017 SEASON

- Established career highs in triples (four) and stolen bases (23).
- Ranked tied for sixth in the NL in stolen bases (23).

2016 SEASON

- Played in just 72 games (56 starts) with Cincinnati but still ranked among NL rookie leaders in batting average (.324, second), stolen bases (21, fourth), OBP (.352, sixth), multi-hit games (22, seventh) and hits (78, eighth).
- His .324 (78-241) batting average was the highest this season by any player age 22 or younger...His 355 (61-172) batting average after the All-Star break also led all NL rookies.

2015 SEASON

- Played in seven games for Los Angeles-NL, batting .182 (4-22) with three stolen bases.
- Made his MLB debut on August 10 vs. Washington...Started at second base and tripled off Gio Gonzalez for his first career hit.
- Did not play after September 13 because of a strained left hamstring.

MINOR LEAGUE REVIEW

- **2016:** Was an *MiLB.com* organizational All-Star and following the season, was rated by *Baseball America* the 17th-best prospect in the International League.
- **2015:** Hit .293 (141-448) with 33 stolen bases in 118 games for the Class AAA affiliates of the Braves and Dodgers.
- **2014:** Split the season between Lynchburg (A) and Mississippi (AA)...Was the Braves' Minor League Player of the Year... Started at second base for the World Team in the *SiriusXM* All-Star Futures Game at Minnesota's Target Field.

- **2013:** Was Rome's (A) Player of the Year...Led the Braves' organization with 64 stolen bases...Hit .288 (129-448) with 18 doubles, eight triples, one home run and 47 RBI over 114 games.
- **2012:** Was the GCL Braves' Player of the Year and Player of the Month for July, batting .318 (27-85) with three doubles, three triples, 10 RBI and six stolen bases over 21 games.
- **2011:** Was the Braves' Dominican Summer League Player of the Year and Batter of the Month for July

BACKGROUND

- Full name is José Francisco Peraza Polo.

CAREER TRANSACTIONS

- Signed by Atlanta as a non-drafted free agent, on July 2, 2010.
- Acquired by Los Angeles-NL along with LHP Alex Wood, LHP Luis Avilán, RHP Jim Johnson, RHP Bronson Arroyo and cash, as part of three-team deal with Atlanta and Miami on July 30, 2015.
- Acquired by Cincinnati along with INF Brandon Dixon and OF Scott Schebler, as part of a three-team deal in which the White Sox received from the Reds INF Todd Frazier and the Dodgers received from the White Sox OF Trayce Thompson, INF Micah Johnson and RHP Frankie Montas on December 16, 2015.
- Signed by Boston as a free agent on December 13, 2019.
- Signed by the New York Mets as a minor league free agent on November 4, 2020.
- On the 10-Day Injured List, July 20-September 15, 2021, with a fractured right middle finger.
- Signed by New York-AL as a minor league free agent on November 28, 2021.
- Signed by Boston on July 29, 2022.
- Signed by the New York Mets as a minor league free agent on December 15, 2022.

CAREER STATISTICS

YEAR	TEAM	AVG	G	AB	R	H	2B	3B	HR	RBI	SH	SF	HBP	BB	SO	SB	CS	SLG	OBP	E
2011	DSL Braves (R)	.281	66	235	29	66	5	3	1	22	6	3	10	15	27	28	7	.346	.340	16
2012	GCL Braves (R)	.318	21	85	17	27	3	3	0	10	3	0	4	6	10	3	.348	.424	7	
	Danville (R)	.281	32	121	21	34	4	0	1	18	5	0	4	9	18	15	2	.351	.339	8
2013	Rome (A)	.288	114	448	72	129	18	8	1	47	9	7	6	34	64	64	15	.341	.371	29
2014	Lynchburg (A)	.342	66	284	44	97	13	8	1	27	3	4	3	10	32	35	7	.365	.454	8
	Mississippi (AA)	.335	44	185	35	62	7	3	1	17	2	0	1	7	15	25	8	.363	.422	2
2015	Gwinnett (AAA)	.294	96	391	52	115	10	7	3	37	12	7	2	15	35	26	7	.318	.379	19
	Okla. City (AAA)	.289	22	90	11	26	3	1	1	5	2	0	0	2	10	7	0	.304	.378	3
	DODGERS (NL)	.182	7	22	3	4	1	1	0	1	1	0	0	1	2	3	0	.250	.318	2
2016	Louisville (AAA)	.281	71	288	40	81	15	3	2	21	10	1	2	21	43	10	7	.333	.375	12
	CINCINNATI (NL)	.324	72	241	25	78	8	2	3	25	0	3	5	7	33	21	10	.352	.411	3
2017	CINCINNATI (NL)	.259	143	487	50	126	9	4	5	37	3	1	7	20	70	23	8	.297	.324	8
2018	CINCINNATI (NL)	.288	157	632	85	182	31	4	14	58	8	5	9	29	75	23	6	.326	.416	22
2019	CINCINNATI (NL)	.239	141	376	37	90	18	2	6	33	0	2	8	17	58	7	6	.285	.346	9
	Louisville (AAA)	.600	4	15	3	9	2	0	0	1	0	0	0	0	2	2	1	.733	1.333	0
2020	BOSTON (AL)	.225	34	111	13	25	8	1	1	8	0	1	3	5	18	1	1	.275	.342	5
2021	METS (NL)	.204	64	142	21	29	7	0	6	20	0	0	3	9	26	1	0	.266	.388	1
	Syracuse (AAA)#	.270	10	37	5	10	2	0	0	4	0	0	0	2	2	1	0	.308	.324	0
2022	Scranton/WB (AAA)	.239	63	209	20	50	12	0	5	29	0	3	5	12	27	3	1	.293	.368	7
	Worcester (AAA)	.214	8	28	2	6	1	0	0	2	0	0	2	0	4	0	0	.267	.250	1
Minor League Totals		.295	617	2416	351	712	95	36	16	240	49	25	35	131	285	226	58	.337	.384	105
Major League Totals		.266	618	2011	234	534	82	14	35	182	12	12	35	89	282	79	31	.306	.372	50

#- rehabilitation assignment

CAREER PITCHING

YEAR	TEAM	W-L	ERA	G	GS	CG	SHO	SV	IP	H	R	ER	HR	HB	BB	SO	WP	BK
2019	CINCINNATI (NL)	0-0	0.00	2	0	0	0	0	1.1	1	0	0	0	0	0	0	0	0
2020	BOSTON (AL)	0-0	27.00	1	0	0	0	0	0.1	2	1	1	0	0	0	0	0	0
Major League Totals		0-0	5.40	3	0	0	0	0	1.2	3	1	1	0	0	0	0	0	0

CAREER FIELDING

POS	G	PO	A	E	PCT	TC	DP
P	3	0	1	0	1.000	1	0
2B	236	312	472	15	.981	799	123
3B	15	6	14	3	.870	23	3
SS	285	273	653	31	.968	957	124
OF	66	74	0	1	.987	75	0



MICHAEL
PÉREZ

#84 C

@mykii7

NON-ROSTER INVITEE

HT	5-10	WT	195	BT	L	TH	R
----	------	----	-----	----	---	----	---

OPENING DAY AGE: 30
 BIRTHDATE: AUGUST 7, 1992
 BIRTHPLACE: BAYAMON, PUERTO RICO
 RESIDES: WESLEY CHAPEL, FL
 MLB SERVICE TIME: 3 YEARS, 81 DAYS
 SIGNED BY: CHRIS PELEKOUDAS (SEATTLE)
 HOW OBTAINED: SIGNED AS A MINOR LEAGUE FREE AGENT ON JANUARY 20, 2023
 CONTRACT STATUS: SIGNED THROUGH 2023

MEET THE MET

- Grew up watching Iván Rodríguez and Yadier Molina and aims to uphold the legacy of Puerto Rican-born catchers in the majors... Yadier and José Molina hail from the same hometown (Bayamon, PR) as Pérez...Also looks up to his countryman Roberto Clemente.
- His pregame routine consists of swinging a bat 10 times with his left hand, then switching and taking 10 more swings with his right, followed by a few normal swings; he created the routine in 2016 to help prepare him mentally for the game.
- Has three children: two daughters and a son...Both of his daughters are involved with gymnastics and he helps them practice by performing moves like splits and jumps with them around the house.
- Has had two very eventful birthdays as a professional player...On August 7, 2019, caught a combined no-hitter for Durham (AAA) in Buffalo...A year later, drove in the only run of the Rays' 1-0 win over the Yankees with an eighth-inning sac-fly.
- Has played in the Puerto Rican Winter League seven times, including appearances for Carolina (2011-2012), Manati (2012-2013), San Juan (2014-2015) and Santurce (2018-2023)...Also played in the Dominican Winter League in 2019-2020 and 2022-2023.

2022 SEASON

- Homered in each of his first two games of the season for Pittsburgh, May 8 at Cincinnati and May 9 vs. Los Angeles-NL.
- Had the best game of his career on June 30 vs. Milwaukee, going 4-4 with three home runs, five RBI and three runs scored.
- Acquired by the Mets in a mid-season trade and appeared in six games for New York from August 15-21.

2021 SEASON

- Set career-highs in every offensive category, including games, homers and RBI...Made 58 appearances (57 starts) behind the dish.
- Smacked his first career pinch-hit home run off the Dodgers' Nate Jones on June 8.

2020 SEASON

- Made 38 appearances (27 starts) behind the plate for the Rays during their AL Championship season...Also played one game at first base.
- Hit a sacrifice fly in the eighth inning to give the Rays a 1-0 win vs. New York-AL on August 7, his 28th birthday...Became the 13th player since 1901 to record the only RBI of a 1-0 win on his birthday.

POSTSEASON

- Went 2-for-7 in eight Postseason games with Tampa Bay...Both hits came in a starting effort in Game 3 of the ALDS vs. the Yankees...Hit a two-run homer off Chad Green in the sixth inning of Tampa Bay's 8-4 win.

CAREER BESTS

HITS, GAME

4 hits

6/30/22, Pittsburgh vs. Milwaukee

HOME RUNS, GAME

3 home runs

6/30/22, Pittsburgh vs. Milwaukee

MULTI-HR GAMES

1 multi-homer games

1 three-homer game

LEADOFF HR

None

INSIDE-THE-PARK HR

None

WALK-OFF HOME RUNS

None

PINCH-HIT HOME RUNS

1 pinch-hit home run

6/8/21, Pittsburgh vs. Los Angeles-NL

RBI, GAME

5 RBI

6/30/22, Pittsburgh vs. Milwaukee

STOLEN BASES, GAME

1 stolen base

5/28/22, Pittsburgh at San Diego

HITTING STREAK

5 games

2x, last, 7/10/21-7/24/21

GRAND SLAMS

None

PÉREZ, MICHAEL

2019 SEASON

- Made his first career Opening Day roster with Tampa Bay.

2018 SEASON

- Started behind the plate in his major league debut and doubled for his first career hit on July 26 at Baltimore...Started 22 of Tampa Bay's next 30 games after being acquired via trade on July 25 before suffering a season-ending left hamstring injury.

MINOR LEAGUE REVIEW

- **2019:** Caught a combined no-hitter for Durham (AAA) on his birthday, August 7 at Buffalo.
- **2013-14, 2017:** Recognized by Baseball America as the "Best Defensive Catcher" in the D-backs organization.
- **2012:** Named a Postseason All-Star for Missoula (R).
- **2011:** Homered in his first professional at bat for the AZL D-backs.

BACKGROUND

- Michael Perez Mendez attended Francisco Oller High School and Colegio Vocacional Para Adultos in Puerto Rico.

CAREER TRANSACTIONS

- Selected by the Arizona Diamondbacks in the fifth round of the 2013 First-Year Player Draft.
- Acquired by Tampa Bay from Arizona along with minor league RHP Brian Shaffer in exchange for RHP Matt Andriese on July 25, 2018.
- On the 10-Day Injured List, August 31, 2018, with a left hamstring strain...Missed the rest of the season.
- On the 10-Day Injured List, May 8-June 9, 2019, with right oblique tightness.
- Claimed off waivers by Pittsburgh on October 30, 2020.
- Acquired by the New York Mets from Pittsburgh in exchange for cash on July 23, 2022.
- Signed by the Mets as a minor league free agent on January 20, 2023.

CAREER STATISTICS

YEAR	TEAM	AVG	G	AB	R	H	2B	3B	HR	RBI	SH	SF	HBP	BB	SO	SB	CS	SLG	OBP	E
2011	AZL D-backs (R)	.217	7	23	5	5	2	0	2	3	0	0	0	2	10	1	0	.565	.280	1
2012	Missoula (R)	.293	58	225	43	66	16	5	10	60	0	4	5	20	72	0	1	.542	.358	7
2013	Visalia (A)	.173	47	179	21	31	9	0	5	24	0	2	1	11	78	1	1	.307	.223	1
	South Bend (A)	.247	46	162	20	40	12	2	2	14	0	2	0	14	55	0	0	.383	.303	1
2014	South Bend (A)	.238	98	319	53	76	21	4	9	35	1	4	2	62	92	1	3	.414	.362	6
2015	Visalia (A)	.188	34	117	15	22	6	0	3	20	1	2	2	9	37	1	0	.316	.254	5
	Kane County (A)	.224	55	183	18	41	9	0	1	26	0	1	2	20	31	4	3	.290	.306	3
2016	Mobile (AA)	.205	39	122	7	25	4	1	3	10	0	1	1	7	29	0	1	.328	.252	2
	Visalia (A)	.256	47	156	17	40	10	2	1	19	0	2	0	15	33	1	0	.365	.318	8
2017	Jackson (AA)	.279	80	262	29	73	23	0	5	39	1	2	2	35	61	0	2	.424	.365	10
	Reno (AAA)	.444	3	9	2	4	1	1	1	6	0	0	0	1	0	0	0	1.111	.500	1
2018	Reno (AAA)	.284	58	218	30	62	9	1	6	29	0	2	0	20	40	0	1	.417	.342	3
	TAMPA BAY (AL)	.284	24	74	9	21	5	0	1	11	1	2	0	3	19	0	0	.392	.304	0
2019	TAMPA BAY (AL)	.217	22	46	6	10	5	0	0	2	0	0	1	8	19	0	0	.326	.345	1
	Charlotte (A)#	.556	3	9	1	5	0	0	0	1	0	0	0	1	0	0	0	.556	.556	0
	Durham (AAA)	.245	54	184	23	45	7	0	13	42	0	4	0	28	51	0	2	.495	.338	2
2020	TAMPA BAY (AL)	.167	38	84	7	14	3	0	1	13	0	1	1	7	27	0	0	.238	.237	1
2021	PITTSBURGH (NL)	.143	70	210	19	30	8	1	7	21	0	0	2	19	68	0	1	.290	.221	3
2022	Indianapolis (AAA)	.294	8	17	3	5	1	0	0	2	0	0	0	10	5	0	0	.353	.556	0
	PITTSBURGH (NL)	.150	39	107	8	16	0	0	6	11	1	0	0	8	26	1	0	.318	.209	1
	Syracuse (AAA)	.183	17	60	3	11	2	0	2	10	0	1	1	3	18	0	0	.317	.231	1
	METS	.143	6	14	2	2	0	0	0	3	0	0	0	2	6	0	0	.143	.250	0
Minor League Totals		.245	654	2245	290	551	132	16	63	340	3	27	16	257	613	9	14	.403	.324	0
Major League Totals		.174	199	535	51	93	21	1	15	61	2	3	4	47	165	1	1	.301	.244	6

CAREER PLAYOFF STATISTICS

YEAR	RND	TEAM/OPP	AVG	G	AB	R	H	2B	3B	HR	RBI	SH	SF	HBP	BB	SO	SB	CS	SLG	OBP	E
2020	ALDS	TB vs. NYY	.400	3	5	1	2	0	0	1	3	0	0	0	0	0	0	0	1.000	.400	0
	ALCS	TB vs. HOU	.000	2	2	0	0	0	0	0	0	0	0	0	0	2	0	0	.000	.000	0
	WS	TB vs. LAD	.000	3	0	0	0	0	0	0	0	0	0	0	0	0	0	0	.000	.000	0
Postseason Totals			.286	8	7	1	2	0	0	1	3	0	0	0	0	2	0	0	.714	.286	0

CAREER FIELDING

Pos	G	PO	A	E	PCT	TC	DP
C	184	1278	91	6	.996	1375	11
1B	4	14	2	0	1.000	16	2



DAVID PETERSON

#23 LHP

@david_peterson_3
@_David_Peterson

HT	6-6	WT	236	BT	L	TH	L
----	-----	----	-----	----	---	----	---

OPENING DAY AGE: 27
 BIRTHDATE: SEPTEMBER 3, 1995
 BIRTHPLACE: ARCADIA, CA
 RESIDES: DENVER, CO
 MLB SERVICE TIME: 2 YEARS, 125 DAYS
 SIGNED BY: JIM REEVES
 HOW OBTAINED: METS FIRST-ROUND PICK (20TH OVERALL) IN THE 2017 FIRST-YEAR PLAYER DRAFT
 CONTRACT STATUS: SIGNED THROUGH 2023

MEET THE MET

- Is an avid golfer...Does everything left-handed, except for golf... His father, who is right-handed, taught him how to play.
- He and his wife, Alex, have a son, Callahan, who was born during the 2022 season...Callahan's middle name is Eugene, a nod to the University of Oregon, David's alma mater.
- Enjoys photography...Bought a Canon camera while he was in New York to sign his first pro contract to take photos of Central Park, which was near his hotel...After the birth of his son, bought an old-school film camera to take family photos.

2022 SEASON

- Made a career-high 19 starts...Went 6-5 with a 3.86 ERA (39 earned runs/91.0 innings) as a starter...Went 1-0 with a 3.68 ERA (six earned runs/14.2 innings) in nine relief appearances.
- Limited lefties to a .176 average (15-85), which ranked sixth in the National League among southpaws (min. 75 LHB faced).
- Allowed four or fewer earned runs in each of his first 18 starts, marking the fifth-longest such streak by a lefty and tied for the ninth-longest such streak in the majors.
- Recorded 126 strikeouts over 105.2 innings for a 10.76 SO/9 ratio, which ranked ninth in the National League and 14th in the majors among hurlers with at least 100.0 innings pitched.
- Struck out the 200th batter of his career on August 6 vs. Atlanta (Game 1), becoming the 10th pitcher in Mets history to reach 200 strikeouts in their first 43 games.

2021 SEASON

- Started 15 games before being placed on the 10-Day Injured List on July 2, missing the remainder of the season...While recovering from right side tightness, underwent surgery to repair a right foot fifth metatarsal fixation on July 27...Dr. Mark Darkos performed the procedure at the Hospital for Special Surgery.
- Averaged 9.31 strikeouts per nine innings, an increase from 7.22 strikeouts per inning in his rookie campaign.
- All seven of his starts from April 27-June 2 came in games decided by one run...It was the longest streak in the majors since 2017, when Jimmy Nelson (LAD) started seven one-run games in a row...The streak tied Ron Darling's (July 25-August 27, 1988) for the longest by a Met.
- Allowed one earned run on three hits over 6.0 innings with 10 strikeouts on April 14 vs. Philadelphia without issuing a walk...Became the seventh lefty in Mets history to strike out 10 or more and not issue a free pass.

2020 SEASON

- Led NL rookies and Mets pitchers with six wins...Ranked third among NL rookies with 49.2 innings pitched... Was eighth in that group with 40 strikeouts...Tied for the major league rookie-lead in wins...Was eighth in the majors in innings pitched...Among rookies with 45.0 or more innings, Peterson was third in the NL and fifth in the majors with a 1.21 WHIP, third in the majors in ERA (3.44) and fourth in the majors in BAA (.202).
- Is one of six rookies who finished a season as the Mets' team leader in wins - Tom Seaver (16 in 1967), Jerry Koosman (19 in 1968), Mark Bomback (10 in 1980), Dwight Gooden (17 in 1984) and Dillon Gee (13 in 2011)... Courtesy of Elias.

CAREER BESTS

WIN STREAK
3 games

2x, 5/3/22 (G1)-6/10/22

LOSS STREAK
4 games

4/21/21-6/8/21

STRIKEOUTS, GAME
10 strikeouts

3x, last, 7/1/22 vs. Texas

LONGEST OUTING
7.1 innings

5/14/21 at Tampa Bay

MOST WALKS, GAME
5 walks

7/6/22 at Cincinnati

SCORELESS STREAK
10.1 innings

4/11/21-4/22/21

PETERSON, DAVID

- Began the season at the team's Alternate Training Site and had his contract selected on July 28.
- In his final three starts to end the season, he surrendered just four runs in 18.0 innings with seven walks and 16 strikeouts, good for a 2.00 ERA.
- Earned the win in relief on September 2 against Baltimore...It marked the first win by a Mets reliever in a game in which he pitched at least 4.0 innings and was not charged with any runs since August 5, 2009, when Nelson Figueroa (4.1 IP) was the winner in a 9-0 Mets victory over St. Louis at Citi Field...Courtesy of *Elias*.
- Recorded his first career double-digit strikeout game on September 19 vs. Atlanta...Only three other Mets rookie lefties have produced 10 strikeouts in a single game: Hisanori Takahashi was the last to do it (July 31, 2010)...Pete Schourek did it in 1991...Jerry Koosman had four double-digit-strikeout games in 1968.
- Ranked seventh in the NL with a .202 (36-178) opponents' batting average (min. 200 BF)...That included a .161 (5-31) mark vs. left-handed batters.

MINOR LEAGUE REVIEW

- **2018:** Was the Sterling Award recipient for Columbia (A)...Posted a 1.82 ERA (12 earned runs/59.1 innings) in nine starts for the Fireflies before being promoted to St. Lucie (A)...Was named a South Atlantic League mid-season All-Star.

BACKGROUND

- David John Peterson graduated from Regis Jesuit (CO) High School, where he earned first-team All-Continental League honors as a senior.
- Originally selected in the 28th round of the 2014 First-Year Player Draft by Boston but did not sign.
- Played three seasons (2015-17) at the University of Oregon...Recorded 273 career strikeouts and earned 19 wins in his collegiate career, ranking second and sixth, respectively, in school history... As a junior in 2017, earned first-team All American honors by Collegiate Baseball, ABCA, D1Baseball, NCBWA and Perfect Game...Named to the All-Pac 12 First Team and named a semi-finalist for the Golden Spikes Award and Dick Howser Trophy... Set a single-season record with 140 strikeouts and tied for second in single-season wins with 11.

CAREER TRANSACTIONS

- Selected by the New York Mets in the first round (20th overall) of the 2017 First-Year Player Draft.
- On the 10-Day Injured List, August 14-28, 2020, with left shoulder fatigue.
- On the 10-Day Injured List, July 2-23, 2021 with right side soreness...Transferred to the 60-Day Injured List, July 24-November 7, 2021.
- On the Paternity List, July 3-6, 2022.

CAREER STATISTICS

YEAR	TEAM	W-L	ERA	G	GS	CG	SHO	SV	IP	H	R	ER	HR	HB	BB	SO	WP	BK
2017	Brooklyn (A)	0-0	2.45	3	3	0	0	0	3.2	4	1	1	0	0	1	6	3	0
2018	Columbia (A)	1-4	1.82	9	9	0	0	0	59.1	46	16	12	1	4	11	57	0	1
	St. Lucie (A)	6-6	4.33	13	13	0	0	0	68.2	74	39	33	1	4	19	58	1	0
2019	Binghamton (AA)	3-6	4.19	24	24	0	0	0	116.0	119	63	54	9	6	37	122	3	2
2020	METS	6-2	3.44	10	9	0	0	0	49.2	36	20	19	5	3	24	40	1	0
2021	METS	2-6	5.54	15	15	0	0	0	66.2	64	44	41	11	5	29	69	6	0
2022	Syracuse (AAA)	2-3	4.85	6	6	0	0	0	26.0	33	16	14	1	0	10	34	4	0
	METS	7-5	3.83	28	19	0	0	0	105.2	93	50	45	11	7	48	126	3	0
Minor League Totals		12-19	3.75	55	55	0	0	0	273.2	276	135	114	12	14	78	277	11	3
Major League Totals		15-13	4.26	53	43	0	0	0	222.0	193	114	105	27	15	101	235	10	0

CAREER FIELDING

POS	G	PO	A	E	PCT	TC	DP
P	53	9	26	0	.921	38	2



**TOMMY
PHAM**

#28 OF

@tphamlv

@TphamLV

HT	6-1	WT	223	BT	R	TH	R
----	-----	----	-----	----	---	----	---

OPENING DAY AGE: 35
 BIRTHDATE: MARCH 8, 1988
 BIRTHPLACE: LAS VEGAS, NV
 RESIDES: LAS VEGAS, NV
 MLB SERVICE TIME: 7 YEARS, 107 DAYS
 HOW OBTAINED: SIGNED TO A ONE YEAR CONTRACT ON JANUARY 24, 2023
 CONTRACT STATUS: SIGNED THROUGH 2023

MEET THE MET

- Was the first Vietnamese-American to play in a major league game since 2006 when he appeared in a game in 2014.
- Afflicted by keratoconus, a disease of the cornea that causes blurred vision...In 2011, he underwent a radical new procedure called Holcomb C3-R, which stabilized the shape of his corneas and prevented future warping.

CAREER HIGHLIGHTS

- Scored his 499th and 500th career runs on September 18, 2022 vs. Kansas City while with Boston.
- At 31 years old in 2019, was the oldest of nine players in the majors to hit the 20-20 mark (homers/steals) that season.
- Hit the first grand slam of his career on May 6 vs. Arizona while with Tampa Bay...The home run traveled 443 feet, the longest grand slam by a Ray in the Statcast era (since 2015).
- In September 2018 while with Tampa Bay, became the third AL player in the designated hitter era with at least five doubles, five triples and five home runs in any calendar month...Joined Hall of Famers Harold Baines (CWS) in August 1984 and George Brett (KC) in August 1977...Became the first player in either league to accomplish the feat in September since Dick Allen (PHI) in 1964.
- On August 26, 2017 vs. Tampa Bay while with St. Louis, recorded his first career walk-off hit, a two-run homer off Brad Boxberger.

2022 SEASON

- Split the season between Cincinnati and Boston.
- Led the majors with a career-high 15 outfield assists, all while playing left field.
- Homered in a career-high three straight games from August 7-10, going 5-15 with a double, three homers and seven RBI in that span.
- After being acquired by the Red Sox on August 1, ranked second on the team in runs scored (32), third in doubles (12), home runs (six), extra-base hits (tied, 18) and RBI (24) and fourth in hits (50).
- Served a three-game suspension from May 27-29 for his actions during a pre-game altercation on May 27.
- Drew a walk in a career-high eight consecutive games from May 7-13 (nine total walks).
- Set a season-high with four hits on April 29 at Colorado...Was his sixth career four-hit game.
- Hit his 100th career home run on April 27 vs. San Diego.

CAREER BESTS

HITS, GAME

5 hits

9/18/19, Tampa Bay at Los Angeles-NL

HOME RUNS, GAME

2 home runs

8x, last, 4/10/19, Tampa Bay at Chicago-AL

LEADOFF HR

7 leadoff home runs

last, 8/3/21, San Diego at Oakland (Sean Manaea)

WALK-OFF HOME RUNS

1 walk-off home run

8/26/17, St. Louis vs. Tampa Bay (Brad Boxberger)

PINCH-HIT HOME RUNS

1 pinch-hit home run

8/2/16, St. Louis at Cincinnati (Blake Wood)

RBI, GAME

4 RBI

5x, last, 7/31/20, San Diego at Colorado

STOLEN BASES, GAME

2 stolen base

9x, last, 6/6/21, San Diego at New York-NL

HITTING STREAK

17 games

8/21/18-9/14/18

GRAND SLAMS

1 grand slam

5/6/19 Tampa Bay vs. Arizona (Merrill Kelly)

PHAM, TOMMY

2021 SEASON

- Appeared in a career high 155 games during his second season with the Padres.
- Led San Diego with 78 walks, sixth-most in the National League and the second-highest single-season total of his career (81, 2019 with Tampa Bay).
- In 30 appearances as a pinch hitter, hit .321, the sixth-best mark in the majors.

2020 SEASON

- Placed on the 10-Day Injured List on August 17 with a fractured left hamate bone, which he sustained on a swing in the top of the ninth on August 16 at Arizona while with San Diego.
- Hit back-to-back home runs with Mitch Moreland in the ninth inning on September 26 at San Francisco.
- His 62.2 ground ball percentage was the best on the team and ranked third in the NL among those who had 100 or more at-bats.

POSTSEASON

- Appeared in all six Postseason games with the Padres in 2020, hitting .375 (9-24) with two doubles, one RBI and three stolen bases.
- On October 1 vs. St. Louis (Game 2 of the Wild Card Series), he went 4-5 with a double... Became the second Padre to ever have a four-hit Postseason game.

2019 SEASON

- Led the Rays in plate appearances (654), at-bats (567), hits (155), doubles (33), stolen bases (25), walks (81) and OBP (.369)...Finished among AL leaders in walks (seventh) and steals (fifth).
- Hit 21 home runs to record his second-career 20-homer, 20-stolen base season (2017 with St. Louis).
- On September 18 at Los Angeles-NL, recorded a career-high five hits, tying the single-game Rays record...Became the first visiting player with a five-hit game at Dodger Stadium since Brandon Belt on September 14, 2013 and the first AL player to ever record a five-hit game there.
- Sustained a fracture in his right hand on July 28 at Toronto while attempting to stretch a single into a double...He played through the injury.
- From May 19-25, recorded an extra-base hit in six consecutive games, the longest such streak of his career.

POSTSEASON

- Hit a solo shot in the fifth inning of the AL Wild Card game in Tampa Bay's 5-1 win at Oakland.
- In the ALDS vs. Houston, hit .333 (7-21) with one home run (off AL Cy Young winner Justin Verlander), two RBI and one walk.

2018 SEASON

- Began the year with St. Louis, appearing in 98 games...Appeared in 39 games for the Rays after the trade deadline.
- Recorded a career-best 17-game hitting streak from August 21-September 14, batting .391 (27-69) over that span.
- After returning from the 10-Day Disabled List on August 16, ranked among AL leaders in batting average (.355, first), OBP (.452, second), SLG (.645, fourth) and OPS (1.097, third).
- Played 12 games for the Leones del Escogido in the Dominican Winter League after the season.

2017 SEASON

- Finished 11th in the overall in the NL MVP balloting.
- Ranked third in the NL with a .411 OBP, fourth with 25 steals and tied for 10th with 95 runs scored.
- Was one of seven players in the majors to record at least a .300 AVG, .400 OBP and .500 SLG.

2016 SEASON

- Injured in batting practice on Opening Day... Returned to the Cardinals on June 18 and remained in the majors through the end of the season.
- Played eight games for Navegantes del Magallanes of the Venezuelan Winter League and nine games for Leones del Escogido of the Dominican Winter League after the season.

2015 SEASON

- Missed the first two months of the season with a left quad strain suffered in spring training.
- Doubled for his first career hit on July 4 vs. San Diego while with St. Louis.

POSTSEASON

- Appeared in three games (one start) of the Cardinals' 3-1 series loss to the Cubs in the NLDS
- Hit a pinch-hit, solo home run off Jon Lester in Game 1, becoming the third Cardinals rookie to homer in his first postseason plate appearance.

2014 SEASON

- Appeared in six games for the Cardinals as a September call-up.
- Made his MLB debut after 699 games and 2,338 at-bats in the minors.
- Ranked by *Baseball America* as the No. 15 prospect in the Cardinals system following the season.
- Played 14 games for Leones del Caracas in the Venezuelan Winter League after the season.

MINOR LEAGUE REVIEW

- **2014:** Named a *MiLB.com* Organizational All-Star for St. Louis...Named Pacific Coast League Player of the Week for the week of August 11 while with Memphis (AAA).
- **2013:** Limited to 75 games between Springfield (AA) and Memphis (AAA)...Underwent left shoulder surgery toward the end of the season... Was named a Texas League mid-season All-Star, but was replaced due to injury...Ranked by *Baseball America* as the No. 23 prospect in St. Louis' system after the season...The publication also tabbed him as the Best Defensive Outfielder in the organization.
- **2012:** Suffered a season-ending left shoulder injury after only 12 games with Springfield (AA).
- **2011:** Suffered a season-ending hand injury after only 40 games with Springfield (AA)...Ranked by *Baseball America* as the Best Defensive Outfielder in the organization following the season.
- **2010:** Hit .288/.394/.441 (103-358) with six home runs and 45 RBI in 106 games between Springfield (AA) and Palm Beach (A+).
- **2009:** Hit .232 (78-336) in 114 games for Palm Beach (A+).
- **2008:** Split the season between Palm Beach (A+) and Quad Cities (A)...Named Midwest League Player of the Week for the week of May 19 while with Quad Cities.
- **2007:** Split the season between Quad Cities (A) and Batavia (A).
- **2006:** Saw his first professional action with Johnson City (R), hitting .231 (42-182) in 54 games.

BACKGROUND

- Thomas James Pham attended Durango High School in Las Vegas, NV.

CAREER TRANSACTIONS

- Selected by St. Louis in the 16th round of the 2006 First-Year Player Draft.
- On the 15-Day Disabled List, April 3, 2015, retroactive to March 27, with a strained left quadriceps...Transferred to the 60-Day Disabled List, May 1-June 5, 2015.
- On the 15-Day Injured List, April 4-May 17 2016, with a left oblique strain.
- Acquired by Tampa Bay from St. Louis with future considerations on July 31, 2018 for Génesis Cabrera, Roel Ramírez and Justin Williams.
- On the 10-Day Disabled List, August 3-16, 2018, with a right foot fracture.
- Acquired by San Diego from Tampa Bay with Jake Cronenworth on December 6, 2019 for Hunter Renfroe, Xavier Edwards and PTBNL.
- On the 10-Day Injured List, August 17-September 18, 2020, with a fractured left hamate bone.
- Signed with Cincinnati as a free agent on March 26, 2022.
- Suspended by Major League Baseball for three games for his actions during a pre-game altercation on May 27, 2022...Reinstated from the Restricted List on May 30.
- Acquired by Boston from Cincinnati on August 1, 2022 for a player to be named later.
- Signed with the New York Mets on January 24, 2023.

PHAM, TOMMY

BIGGEST BLOWN LEADS

Lead Lost	Date	Opponent	Score
8 runs	4/19/80	at Chicago	12-9
7 runs	5/23/65	at St. Louis	8-7
7 runs	5/6/95	at Cincinnati	13-11
7 runs	5/13/03	at Colorado	9-8
7 runs	8/26/08	at Philadelphia	8-7 (13 innings)
6 runs	8/8/65	vs. Chicago	14-10
6 runs	8/26/70	vs. Atlanta	9-7
6 runs	4/7/04	at Atlanta	18-10
6 runs	4/16/13	at Colorado	9-8 (10 innings)
6 runs	5/3/14	at Colorado	11-10
6 runs	7/30/15	vs. San Diego	8-7
6 runs	9/3/19	at Washington	11-10
6 runs	7/17/21	at Pittsburgh	9-7

CAREER STATISTICS

YEAR	TEAM	AVG	G	AB	R	H	2B	3B	HR	RBI	SH	SF	HBP	BB	SO	SB	CS	SLG	OBP	E
2006	Johnson City (R)	.231	54	182	26	42	8	3	1	19	1	2	5	26	42	12	3	.324	.340	22
2007	Quad Cities (A)	.063	14	32	3	2	0	0	0	1	0	0	2	3	9	3	0	.063	.189	1
	Batavia (A)	.205	67	239	33	49	8	5	2	16	1	0	1	25	60	14	6	.305	.283	1
2008	Palm Beach (A)	.146	27	82	9	12	3	0	1	7	2	0	1	7	30	1	1	.220	.222	0
	Quad Cities (A)	.218	86	312	51	68	11	4	17	49	2	2	3	27	126	17	4	.442	.285	2
2009	Palm Beach (A)	.232	114	336	47	78	15	5	8	44	3	1	4	36	102	18	6	.378	.313	4
2010	Palm Beach (A)	.262	68	237	42	62	14	4	3	27	1	2	3	42	59	13	4	.392	.377	3
	Springfield (AA)	.339	38	121	19	41	13	1	3	18	0	0	1	18	28	4	2	.537	.429	4
2011	Springfield (AA)	.294	40	143	31	42	11	3	5	16	2	2	1	18	40	3	3	.517	.372	2
2012	Springfield (AA)	.154	12	39	3	6	2	0	1	3	0	0	0	4	19	0	0	.282	.233	0
2013	Springfield (AA)	.301	45	163	27	49	6	6	6	28	0	1	4	20	42	6	3	.521	.388	0
	Memphis (AAA)	.264	30	106	6	28	6	1	1	13	0	0	0	7	25	2	1	.368	.310	2
2014	Memphis (AAA)	.324	104	346	63	112	16	6	10	44	0	2	4	38	81	20	2	.491	.395	3
	ST. LOUIS (NL)	.000	6	2	0	0	0	0	0	0	0	0	0	2	0	0	0	.000	.000	0
2015	Memphis (AAA)	.327	48	171	29	56	10	1	6	39	0	3	0	22	36	9	0	.503	.398	1
	ST. LOUIS (NL)	.268	52	153	28	41	7	5	5	18	0	1	0	19	41	2	0	.477	.347	0
2016	ST. LOUIS (NL)	.226	78	159	26	36	7	0	9	17	1	0	3	20	71	2	2	.440	.324	0
	Memphis (AAA)	.236	33	110	15	26	5	1	3	17	0	0	0	18	29	8	2	.382	.344	1
	Springfield (AA)	.357	4	14	3	5	0	0	1	2	0	0	0	3	3	0	1	.571	.471	0
2017	Memphis (AAA)	.283	25	92	17	26	8	0	4	19	1	0	0	13	21	6	3	.500	.371	2
	ST. LOUIS (NL)	.306	128	444	95	136	22	2	23	73	2	3	10	71	117	25	7	.520	.411	1
2018	ST. LOUIS (NL)	.248	98	351	67	87	11	0	14	41	0	1	2	42	97	10	6	.399	.331	5
	TAMPA BAY (AL)	.343	39	143	35	49	7	6	7	22	0	2	4	25	43	5	1	.622	.448	0
	Hudson Valley (A)#	.750	1	4	2	3	0	0	1	2	0	0	0	0	0	0	0	1.500	.750	0
2019	TAMPA BAY (AL)	.273	145	567	77	155	33	2	21	68	0	1	5	81	123	25	4	.450	.369	0
2020	SAN DIEGO (NL)	.211	31	109	13	23	2	0	3	12	0	0	1	15	27	6	0	.312	.312	1
2021	SAN DIEGO (NL)	.229	155	475	74	109	24	2	15	49	0	4	4	78	128	14	6	.383	.340	2
2022	CINCINNATI (NL)	.238	91	340	57	81	11	1	11	39	0	4	1	42	100	7	2	.374	.320	4
	BOSTON (AL)	.234	53	214	32	50	12	0	6	24	0	1	6	14	67	1	1	.374	.298	3
	Major League Totals	.259	876	2957	504	767	136	18	114	363	3	17	36	407	816	97	29	.433	.354	16
	Minor League Totals	.259	810	2729	426	707	136	40	73	364	13	15	29	327	752	136	41	.418	.343	47

- rehabilitation assignment

CAREER PLAYOFF STATISTICS

YEAR	RND	TEAM/OPP	AVG	G	AB	R	H	2B	3B	HR	RBI	SH	SF	HBP	BB	SO	SB	CS	SLG	OBP	E
2015	NLDS	STL vs. CHC	.200	3	5	1	1	0	0	1	2	0	0	0	0	2	0	0	.800	.200	0
2019	ALWC	TB vs. OAK	.500	1	4	1	2	0	0	1	1	0	0	0	0	1	1	0	1.250	.500	0
	ALDS	TB vs. HOU	.333	5	21	1	7	0	0	1	2	0	0	0	1	3	0	0	.476	.364	0
2020	NLWC	SD vs. STL	.462	3	13	1	6	2	0	0	1	0	0	0	0	1	2	0	.615	.462	1
	NLDS	SD vs. LAD	.273	3	11	1	3	0	0	0	0	0	0	0	1	4	1	0	.273	.333	0
	Postseason Totals		.352	15	54	5	19	2	0	3	6	0	0	0	2	11	4	0	.556	.375	1

CAREER FIELDING

POS	G	PO	A	E	PCT	TC	DP
OF	781	1249	42	16	.988	1307	5



JOSÉ QUINTANA

#62 LHP

@jose_quintana24

@jose_quintana24

HT	6-1	WT	220	BT	R	TH	L
----	-----	----	-----	----	---	----	---

OPENING DAY AGE: 34

BIRTHDATE: JANUARY 24, 1989

BIRTHPLACE: ARJONA, COL

RESIDES: MIAMI, FL

MLB SERVICE TIME: 10 YEARS, 133 DAYS

HOW OBTAINED: SIGNED AS A FREE AGENT TO A TWO-YEAR CONTRACT ON DECEMBER 9

CONTRACT STATUS: SIGNED THROUGH 2024

★ ALL-STAR: 2016

MEET THE MET

- Is one of 25 Colombian-born players to reach the majors...Joins infielder Dilson Herrera as the only Colombian born players to play for the Mets.
- Recognized by Colombian government in 2013 as a part of "100 Colombianos," an honor bestowed by the Colombian President every year to 100 citizens living and working abroad who serve as examples of perseverance and success for the South American nation.
- Represented Colombia in the 2017 World Baseball Classic...In his only start (March 10, 2017 vs. United States at Marlins Park), carried a no-hitter through 5.2 innings before allowing a single to Brandon Crawford.
- Is an avid soccer player and fan...Roots for Real Madrid.

CAREER HIGHLIGHTS

- Is the only pitcher in the majors who has made at least 30 starts in eight different seasons since 2013.
- Since breaking into the majors in 2012, ranks in the top 10 among left-handed pitchers in starts (third, 289), innings pitched (fourth, 1,723.2), strikeouts (sixth, 1,532) and wins (t-10th, 89).
- Is the all-time leader in games (315), innings (1723.2), strikeouts (1532) and wins (89) by Colombian-born pitchers.
- Struck out 10 batters in his final start with Chicago-AL on July 8, 2017 and struck out 12 batters in his Chicago-NL debut, on July 16, 2017...Joins Randy Johnson (Seattle and Houston) as the only pitcher in baseball history to record consecutive double-digit strikeout efforts for two different teams.

2022 SEASON

- Finished eighth in the NL with a career-best 2.93 ERA in 32 starts combined with Pittsburgh and St. Louis.
- His 0.43 HR/9 IP rate was the lowest mark among qualified major league starters last season...Did not allow a home run over his final 61.2 innings, the longest active streak in the majors.
- Allowed two earned runs or fewer in 26 starts...Tied for first in the majors with Julio Urias.
- Went 4-2 with a 1.67 ERA (14 ER/75.1 IP) over his final 14 starts of the season and allowed two earned runs or fewer in each of those outings.
- Is the only Cardinals starter to have allowed two earned runs or fewer in each of his first 12 career starts with the team since 1912 when earned runs were first tracked...Courtesy of Elias.
- Had a 0.89 ERA (three ER/30.1 IP) during the month of September, lowest among qualifiers in MLB...Ranked third in the NL among qualifiers with a 2.01 ERA (14 ER/62.2 IP) after he was acquired by St. Louis on August 1.

CAREER BESTS

WIN STREAK

7 games

6/29/19-8/18/19

LOSS STREAK

7 games

5/14/16-6/28/16

STRIKEOUTS, GAME

14 strikeouts

8/13/19, Chicago-NL at Philadelphia

DOUBLE-DIGIT STRIKEOUT GAMES

14 games

last, 14 strikeouts, 8/13/19, Chicago-NL at Philadelphia

LONGEST OUTING, STARTER

9.0 innings

3x, last, 9/24/17, Chicago-NL at Milwaukee

MOST WALKS, GAME

6 walks

6/22/16, Chicago-AL at Boston

SCORELESS STREAK

20.2 innings

6/24/14-7/10/14

LAST COMPLETE GAME

9/24/17, Chicago-NL at Milwaukee (W, 5-0)

LAST COMPLETE-GAME SHUTOUT

9/24/17, Chicago-NL at Milwaukee (W, 5-0)

FEWEST HITS, COMPLETE GAME

3 hits

9/24/17, Chicago-NL at Milwaukee

FEWEST WALKS, COMPLETE GAME

0 walks

7/24/15, Chicago-AL at Cleveland

QUINTANA, JOSÉ

POSTSEASON

- Tossed 5.1 shutout innings and allowed two hits in Game 1 of the NL Wild Card Series vs. Philadelphia...Was the first Cardinal to pitch 5.0+ shutout innings in his Cardinals Postseason debut since Jeff Weaver (5.0 IP, 2 H) in Game 2 of the 2006 NLDS at San Diego (St. Louis 2-0 win).

2021 SEASON

- Went 0-3 with a 6.43 ERA (45 ER/63.0 IP) and 85 strikeouts in 29 combined games (10 starts) with Los Angeles-AL and San Francisco.
- Was claimed off waivers by San Francisco on August 30.
- Tossed 3.1 scoreless innings of relief and struck out six batters while making his Giants debut on August 31 vs. Milwaukee.

2020 SEASON

- Opened the year on the Injured List after undergoing microscopic surgery on his left thumb...Suffered a lacerated digital sensory nerve prior to start of Summer Camp.
- Made season debut August 25 at Detroit in relief... Made two appearances before returning to IL with left lat inflammation.
- Returned from the IL on September 22 and made two appearances on the Cubs final road trip of the season.

2019 SEASON

- Tied a career-high in wins (13) for the third time.
- Won a career-high seven straight games from June 29-August 18...Went 7-0 with a 2.96 ERA (18 ER/54.2 IP) in nine starts during the stretch.
- Struck out a career-high 14 batters in 6.0 innings on August 13 at Philadelphia...Tied for the most strikeouts by a Cubs southpaw since Jon Lester accomplished the feat on July 27 vs. Colorado... Became the second Cub since at least 1908 to collect 14 strikeouts in 6.0 or fewer innings, joining Kerry Wood, who turned the trick April 27, 2001 at San Francisco (6.0 IP, 14 Ks).

2018 SEASON

- Tied a career-high mark with 13 victories.
- Recorded his 1,000th-career strikeout on April 22 at Colorado (David Dahl)...Became the first Colombian-born pitcher to reach 1,000 career strikeouts.
- Made his 200th career start on July 4 vs. Detroit... Allowed two runs in 6.0 innings of the Cubs' 5-2 victory.
- Made the start in Game 163 on October 1 vs. Milwaukee...Allowed one run over 5.0 innings.

2017 SEASON

- Crossed the 200-strikeout plateau for the first time in his career, punching out 207 batters, the third-most by a lefty in 2017.
- Tossed a three-hit shutout with 10 strikeouts and one walk on September 24 at Milwaukee...Became the fourth Cubs pitcher in the last 30 seasons to throw a shutout with at least 10 strikeouts and no extra-base hits, joining Kerry Wood (three times), Carlos Zambrano and Jake Arrieta.

POSTSEASON

- Made his first career playoff start in Game 3 of the NLDS at Wrigley Field against Washington... Allowed one unearned run on two hits, one walk and seven strikeouts in Chicago's 2-1 victory.
- Tossed 0.2 scoreless innings out of the bullpen in Game 5 of the NLDS at Nationals Park.
- Started Game 1 of the NLCS at Dodger Stadium... Allowed two earned runs on two hits, two walks and four strikeouts over 5.0 innings...Chicago lost, 5-2.
- Suffered the loss in Game 5 of the NLCS after allowing six earned runs on six hits over 2.0 innings.

2016 SEASON

- Named to his first All-Star team and finished tied for 10th in the American League Cy Young Award voting.
- Established career bests in wins (13), IP (208.0) and opponent's on-base percentage (.295).
- Finished tied for third in the AL in quality starts (23), sixth in innings pitched, seventh in ERA (3.20) and eighth in WHIP (1.16).
- Reached 200.0 innings and 30 starts for the fourth-straight season...Is one of six pitchers to accomplish the feat during that span.
- Became the first White Sox pitcher to record 30 starts, 200.0 innings and 160 strikeouts over four straight seasons since Wilbur Wood (1971-74).

2015 SEASON

- Recorded a career-best 25 quality starts.
- Went 9-5 with a 2.50 ERA (41 ER/147.1 IP) in 22 night starts...His 2.50 night ERA was the lowest in the AL and fifth-lowest in the majors.
- Threw his first career complete game, shutout on July 24 at Cleveland...Struck out 10 without issuing a walk...Retired 13 of his last 14 batters faced.

2014 SEASON

- Threw a career-high 20.2 consecutive scoreless innings from June 24-July 10...Made consecutive scoreless starts on June 29 at Toronto (7.0 IP) and July 5 vs. Seattle (7.2 IP).

2013 SEASON

- Led the White Sox with a career-high 33 starts and a .563 winning percentage.
- Joined Chris Sale (214.1 IP) as the only left-handed teammates in franchise history under the age of 25 to record 200.0 or more innings in the same season.

2012 SEASON

- Made his MLB debut in the first game of May 7's doubleheader at Cleveland, working 5.2 scoreless innings in relief...Became the first White Sox reliever to work 5.2 scoreless innings or more in his debut since at least 1920 (*STATS LLC*) and the first in baseball since Minnesota's Jeff Holly on May 1, 1977 vs. Detroit (7.0 IP).
- Became the first pitcher in the Modern Era (since 1900) to work 8.0 scoreless innings three times in a season and receive a no decision in all three outings (*Elias*).
- Was ejected in the fourth inning of his second start on June 1 at Tampa Bay by umpire Mark Wegner after throwing a pitch behind Ben Zobrist.

MINOR LEAGUE REVIEW

- **2012:** Made nine starts with Birmingham (AA), allowing three earned runs or less in all nine outings...Was named a Southern League mid-season All-Star.
- **2011:** Went 10-2 with a 2.91 ERA (33 ER/102.0 IP) in 30 games (12 starts) with Tampa (A).
- **2006:** Debuted with the Venezuelan Summer League Mets.

BACKGROUND

- José Guillermo Quintana (keen-TAH-nuh).
- He and his wife, Michell, have two daughters, Ariana and Alana.
- In 2012, attended "Celebrity Bowling Classic" benefiting the Comer Children's Hospital and Lurie Children's Hospital of Chicago and participated in a U.S. Cellular Field experience at Bulls/Sox Academy.
- Visited patients at Comer Children's Hospital in 2015 and with local children at Armour Square Park in 2014.

CAREER TRANSACTIONS

- Signed by the Mets as a non-drafted free agent on April 26, 2006.
- Suspended 50-games for violating terms of Minor League Baseball's Drug Program on May 15, 2007... Was reinstated on July 16, 2007.
- Signed by the Yankees as a minor league free agent on March 10, 2008.
- Signed by Chicago-AL as a free agent on November 10, 2011.
- Acquired by Chicago-NL from Chicago-AL in exchange for OF Eloy Jimenez, RHP Dylan Cease, INF Matt Rose and INF Bryant Flete on July 13, 2017.
- On the 10-Day Injured List, July 23-August 25, 2020, retroactive to July 20, with a left thumb nerve injury.
- On the 10 Day Injured List, September 2-22, 2020, retroactive to August 31, with left lat inflammation.
- Signed by Los Angeles-AL as a free agent on January 22, 2021.
- On the 10-Day Injured List, May 31-June 21, 2021, with left shoulder inflammation.
- Claimed off waivers by San Francisco on August 30, 2021.
- On Paternity List, September 10-13, 2021.
- Signed by Pittsburgh as a free agent on November 28, 2021.
- Acquired by St. Louis from Pittsburgh along with RHP Chris Stratton in exchange for RHP Johan Oviedo and INF Malcolm Nuñez on August 1, 2022.
- Signed by the New York Mets as a free agent on December 9, 2022.

CAREER STATISTICS

YEAR	TEAM	W-L	ERA	G	GS	CG	SHO	SV	IP	H	R	ER	HR	HB	BB	SO	WP	BK
2006	VSL Mets (R)	0-1	8.44	3	0	0	0	0	5.1	6	7	5	0	2	8	5	0	0
2007					Did Not Pitch - suspended													
2008	DSL NYY2 (R)	3-2	1.96	15	12	0	0	0	55.0	36	17	12	0	5	24	76	5	0
2009	DSL NYY2 (R)	2-1	2.32	14	14	0	0	0	50.1	25	17	13	0	3	37	80	6	1
2010	GCL Yankees (R)	3-1	2.31	15	0	0	0	1	23.1	14	11	6	0	3	8	32	1	0
	Charleston (A)	0-1	4.70	5	3	0	0	0	15.1	11	10	8	1	1	10	12	0	0
2011	Tampa (A)	10-2	2.91	30	12	0	0	1	102.0	86	35	33	5	1	28	88	7	0
2012	Birmingham (AA)	1-3	2.77	9	9	0	0	0	48.2	43	17	15	1	0	14	41	2	0
	CHICAGO (AL)	6-6	3.76	25	22	0	0	0	136.1	142	62	57	14	3	42	81	10	2
2013	CHICAGO (AL)	9-7	3.51	33	33	0	0	0	200.0	188	83	78	23	5	56	164	2	1
2014	CHICAGO (AL)	9-11	3.32	32	32	0	0	0	200.1	197	87	74	10	2	52	178	7	0
2015	CHICAGO (AL)	9-10	3.36	32	32	1	1	0	206.1	218	81	77	16	8	44	177	5	0
2016	CHICAGO (AL)	13-12	3.20	32	32	0	0	0	208.0	192	76	74	22	4	50	181	10	1
2017	CHICAGO (AL)	4-8	4.49	18	18	0	0	0	104.1	98	55	52	14	2	40	109	7	1
	CHICAGO (NL)	7-3	3.74	14	14	1	1	0	84.1	72	37	35	9	8	21	98	1	0
2018	CHICAGO (NL)	13-11	4.03	32	32	0	0	0	174.1	162	81	78	25	3	68	158	3	0
2019	CHICAGO (NL)	13-9	4.68	32	31	0	0	0	171.0	191	100	89	20	2	46	152	11	0
2020	CHICAGO (NL)	0-0	4.50	4	1	0	0	0	10.0	10	5	5	1	0	3	12	1	0
2021	LOS ANGELES (AL)	0-3	6.75	24	10	0	0	0	53.1	66	45	40	9	1	29	73	5	0
	SAN FRANCISCO (NL)	0-0	4.66	5	0	0	0	0	9.2	8	5	5	3	0	6	12	2	1
2022	PITTSBURGH (NL)	3-5	3.50	20	20	0	0	0	103.0	100	43	40	7	2	31	89	1	0
	ST. LOUIS (NL)	3-2	2.01	12	12	0	0	0	62.2	54	18	14	1	1	16	48	0	0
Minor League Totals		19-11	2.76	91	50	0	0	2	300.0	221	114	92	7	15	129	334	21	1
Major League Totals		89-87	3.75	315	289	2	2	0	1723.2	1698	778	718	174	41	504	1532	65	6

CAREER PLAYOFF STATISTICS

YEAR	RND	TEAM/OPP	W-L	ERA	G	GS	CG	SHO	SV	IP	H	R	ER	HR	HB	BB	SO	WP	BK
2017	NLDS	CHC Vs. WAS	0-0	0.00	2	1	0	0	0	6.1	3	1	0	0	0	2	7	0	0
	NLCS	CHC Vs. LAD	0-0	10.29	2	2	0	0	0	7.0	8	8	8	1	0	3	5	0	0
2022	NLWC	STL Vs. PHI	0-0	0.00	1	1	0	0	0	5.1	2	0	0	0	0	1	3	0	0
Postseason Totals			0-1	3.86	5	4	0	0	0	18.2	13	9	8	1	0	6	13	0	0

ALL-STAR GAME

YEAR	LEAGUE/SITE	W-L	ERA	G	GS	CG	SHO	SV	IP	H	R	ER	HR	HB	BB	SO	WP	BK
2016	AL/San Diego	0-0	0.00	1	0	0	0	0	1.0	1	0	0	0	0	0	1	0	0

WORLD BASEBALL CLASSIC

YEAR	CLUB	W-L	ERA	G	GS	CG	SHO	SV	IP	H	R	ER	HR	HB	BB	SO	WP	BK
2017	COLOMBIA	0-0	1.59	1	1	0	0	0	5.2	1	1	1	0	0	1	4	0	0

CAREER FIELDING

POS	G	PO	A	E	PCT	TC	DP
P	315	64	208	7	.975	279	18



BROOKS RALEY

#25 LHP

@beboxraley
@BrooksRaley

HT	6-3	WT	200	BT	L	TH	L
----	-----	----	-----	----	---	----	---

OPENING DAY AGE: 34
 BIRTHDATE: JUNE 28, 1988
 BIRTHPLACE: SAN ANTONIO, TX
 RESIDES: COLLEGE STATION, TX
 MLB SERVICE TIME: 3 YEARS, 45 DAYS
 SIGNED BY: TREY FORKERWAY(CHICAGO-NL)
 HOW OBTAINED: ACQUIRED FROM TAMPA BAY IN EXCHANGE FOR LHP KEYSHAWN ASKEW ON DECEMBER 7, 2022
 CONTRACT STATUS: ARBITRATION ELIGIBLE AFTER 2024.
 ELIGIBLE FREE AGENT AFTER 2026

MEET THE MET

- Both of his brothers played baseball collegiately...His older brother, Russell, played at Oklahoma and his younger brother, Cory, played at Texas Tech...Russell now coaches baseball at Oklahoma.
- His father, Terry, played two seasons in the Blue Jays organization as an infielder.
- Is a passionate outdoorsman...Grew up guiding and long-range shooting.
- Will play for Team USA during the 2023 World Baseball Classic

CAREER HIGHLIGHTS

- Spent five seasons (2015-2019) with the Lotte Giants of the Korean Baseball Organization, going 48-53 with a 4.13 ERA (418 earned runs/910.2 innings) over 152 outings in that span.
- Since 2020, has allowed a hard-hit contact on 24.6 percent of the batted balls against him, according to Statcast, lowest in the majors during that span (min. 60.0 IP).

2022 SEASON

- In his first season with the Rays, set career-bests in ERA (2.68), innings (53.1), games (60), saves (six) and opponent's OPS (.226).
- Ranked eighth among AL relief pitchers with a .188 opponents' batting average (Min. 50.0 IP).
- Pitched to a 2.25 ERA (seven earned runs/28.0 innings) in his last 31 appearances from July 12 through the end of the season.
- Earned the save on Opening Day vs. Baltimore...Recorded a strikeout with the tying run on base in the ninth inning.
- On August 17 at New York-AL, yielded a game-tying homer to Anthony Rizzo in the eighth inning and snapped a homerless streak of 40.0 innings dating back to September 28, 2021.

POSTSEASON

- Threw 1.0 hitless inning spanning the 12th and 13th innings in Game 2 of the AL Wild Card Series at Cleveland...Struck out two batters and issued one walk.

2021 SEASON

- Struck out a career-high 65 batters in his first full season with Houston.
- Limited opponents to an average exit velocity of 81.5 mph and a hard-hit rate of 21.5 percent, both of which led the majors, per Statcast (min. 100 batted balls).
- Pitched to a 1.93 ERA (four earned runs/18.2 innings) in 21 appearances from July 28 through the end of the regular season...Had a 0.89 WHIP and a 12.05 K/9 rate during that span.

CAREER BESTS
WIN STREAK 2 games 5/13/21-5/16/21
LOSS STREAK 3 games 9/4/20-5/5/21
STRIKEOUTS, GAME 4 strikeouts 5x, last, 7/27/20, Cincinnati vs. Chicago-NL
LONGEST OUTING, STARTER 6.0 innings 8/12/12, Chicago-NL vs. Cincinnati
LONGEST OUTING, RELIEVER 4.1 innings 7/10/13, Chicago-NL vs. Los Angeles-AL
MOST WALKS, GAME 3 walks 4x, 9/27/13, Chicago-NL at St. Louis
SCORELESS STREAK 11.0 innings 6/7/22-7/5/22

RALEY, BROOKS

POSTSEASON

- Allowed three runs over 0.1 inning in Houston's Game 3 loss to Chicago-AL in the ALDS.
- Allowed one run over 3.0 innings with three strikeouts in three outings against Boston in the ALCS.
- Allowed one earned run over 3.1 innings in four World Series appearances against Atlanta...Threw 1.2 scoreless innings in Houston's Game 1 loss.

2020 SEASON

- Appeared in 21 games combined with Cincinnati and Houston...Made the Reds Opening Day Roster.
- Gave up an exit velocity of 81.7 mph, per *Statcast*, which marked the second-best average exit velocity among all major leaguers...Posted the third-best hard-hit rate in the majors, per *Statcast* (21.3 percent).
- Recorded his first career save on September 17 vs. Texas...Tossed a perfect ninth inning on five pitches.

POSTSEASON

- Threw 0.2 scoreless inning in Houston's Game 2 Wild Card win at Minnesota.
- Suffered the loss in Game 3 of the ALDS vs. Oakland...Allowed a go-ahead sacrifice fly to Chad Pinder in the eighth inning.
- Recorded 3.0 scoreless innings with six strikeouts over four appearances in the ALCS vs. Tampa Bay.

2015-19 SEASONS

- Spent five seasons as a starting pitcher for the Lotte Giants in the Korean Baseball Organization...In each of his five seasons for Lotte, recorded at least 30 starts, 178.1 innings and 134 strikeouts.
- Finished top 10 in the league in innings pitched five times and in strikeouts four times.
- From 2015-2019 was one of only two pitchers in the Korean Baseball Organization, along with LHP Yang Hyunjong of the Kia Tigers, to record at least 150 starts and 900.0 innings pitched...In that span, ranked third in WAR among all KBO pitchers (19.45).

2013 SEASON

- Made nine relief appearances over two separate stints with Chicago-NL.

2012 SEASON

- Saw his first major league action, posting an 8.14 ERA (22 earned runs/24.1 innings) in five starts with Chicago-NL.

- Made his major league debut on August 7 at San Diego, allowing seven runs over 4.0 innings.
- Earned his first career win on August 18 at Cincinnati...Named to the Cubs Organizational All-Star Team by MLB.com.

MINOR LEAGUE REVIEW

- **2013:** Ranked seventh in the Pacific Coast League in starts (25) and innings (141.1).
- **2010:** Was tied for first in the Florida State League with 27 starts...Named to the Cubs Organizational All-Star Team by MLB.com.
- **2009:** Split his first professional season between the AZL Cubs (R) and Boise (A).

BACKGROUND

- Brooks Lee Raley graduated from Uvalde High School (TX) where he was a three-time All-State honoree...Also played football as a wide receiver and defensive back, helping Uvalde to the state playoffs as a senior.
- Was a two-way player at Texas A&M University...Earned all Big-12 First Team honors in 2009 at utility...Voted by teammates as the recipient of the C.E. "Pat" Olsen Outstanding Pitcher Award in 2009.
- He and his wife, Rachel, have three daughters, Raelynn, Rayne and Ramsey.

CAREER TRANSACTIONS

- Selected by the Chicago Cubs in the sixth round of the 2009 First-Year Player Draft.
- Claimed off waivers by Minnesota on February 12, 2014.
- Claimed off waivers by Los Angeles-AL on May 8, 2014.
- Signed by Cincinnati as a minor league free agent on January 7, 2020.
- Acquired by Houston from Cincinnati in exchange for a PTNBL (RHP Freddy Medina) on August 10, 2020.
- On the 10-Day Injured List, July 5-July 25, 2021, COVID-19.
- Signed by Tampa Bay as a free agent to a two-year contract.
- Acquired by the New York Mets from Tampa Bay in exchange for LHP Keyshawn Askew on December 7, 2022.

CAREER STATISTICS

YEAR	TEAM	W-L	ERA	G	GS	CG	SHO	SV	IP	H	R	ER	HR	HB	BB	SO	WP	BK
2009	AZL Cubs (R)	0-1	4.15	3	3	0	0	0	4.1	2	4	2	1	0	2	3	1	0
	Boise (A)	0-0	1.42	2	0	0	0	0	6.1	3	1	1	1	0	1	2	0	0
2010	Daytona (A)	8-6	3.50	27	27	0	0	0	136.1	151	62	53	9	4	43	97	5	2
2011	Tennessee (AA)	8-10	4.22	26	25	0	0	0	136.1	170	86	64	16	3	45	80	7	0
2012	Tennessee (AA)	2-2	3.51	8	8	0	0	0	48.2	47	19	19	2	4	12	29	1	0
	Iowa (AAA)	4-8	3.62	14	14	1	1	0	82.0	87	39	33	7	3	28	69	2	0
	CHICAGO (NL)	1-2	8.14	5	5	0	0	0	24.1	33	23	22	7	0	11	16	0	0
2013	Iowa (AAA)	8-10	4.46	27	25	0	0	1	141.1	142	73	70	13	6	45	95	6	0
	CHICAGO (NL)	0-0	5.14	9	0	0	0	0	14.0	11	9	8	2	2	8	14	0	
2014	Rochester (AAA)	0-1	3.68	8	1	0	0	1	14.2	17	7	6	1	1	11	19	1	0
	Salt Lake (AAA)	0-3	10.57	6	5	0	0	0	23.0	39	27	27	1	4	12	15	1	0
2015	Lotte (KBO)	11-9	3.91	31	30	1	0	0	179.1	182	93	78	20	15	57	134	13	2
2016	Lotte (KBO)	8-10	4.34	31	31	1	1	0	184.2	207	105	89	21	17	51	147	5	2
2017	Lotte (KBO)	13-7	3.80	30	30	1	0	0	187.1	199	87	79	19	17	44	156	3	1
2018	Lotte (KBO)	11-13	4.74	30	30	0	0	0	178.1	180	106	94	24	18	54	178	4	2
2019	Lotte (KBO)	5-14	3.88	30	30	0	0	0	181.0	191	88	78	10	8	65	140	1	10
2020	CINCINNATI (NL)	0-0	9.00	4	0	0	0	0	4.0	5	4	4	0	3	2	6	0	0
	HOUSTON (AL)	0-1	3.94	17	0	0	0	1	16.0	8	8	7	3	1	4	21	0	0
2021	HOUSTON (AL)	2-3	4.78	58	0	0	0	2	49.0	43	30	26	6	3	16	65	1	1
	Sugar Land (AAA)#	0-0	0.00	1	0	0	0	0	1.0	1	0	0	0	0	0	1	0	0
2022	TAMPA BAY (AL)	1-2	2.68	60	0	0	0	6	53.2	37	19	16	3	6	15	61	3	0
Minor League Totals		30-41	4.17	122	108	1	1	2	594.0	659	318	275	51	25	199	410	24	2
Major League Totals		4-8	4.64	153	5	0	0	9	161.0	137	93	83	21	15	56	183	4	1
Korea Totals		48-53	4.13	152	151	3	1	0	910.2	959	479	418	94	75	271	755	35	8

#Rehab Assignment

CAREER PLAYOFF STATISTICS

YEAR	RND	TEAM/OPP	W-L	ERA	G	GS	CG	SHO	SV	IP	H	R	ER	HR	HB	BB	SO	WP	BK
2020	ALWC	HOU vs. MIN	0-0	0.00	1	0	0	0	0	0.2	1	0	0	0	0	1	1	0	0
	ALDS	HOU vs. OAK	0-0	81.00	1	0	0	0	0	0.1	5	3	3	0	0	0	0	0	0
	ALCS	HOU vs. TB	0-0	0.00	4	0	0	0	0	3.0	2	0	0	0	0	2	6	0	0
2021	ALDS	HOU vs. CHW	0-0	81.00	1	0	0	0	0	0.1	5	3	3	0	0	0	0	0	0
	ALCS	HOU vs. BOS	0-0	3.00	3	0	0	0	0	3.0	1	1	1	0	0	2	3	0	0
	WS	HOU vs. ATL	0-0	2.70	4	0	0	0	0	3.1	1	1	1	0	0	1	1	0	0
2022	ALWC	TB vs. CLE	0-0	0.00	1	0	0	0	0	1.0	0	0	0	0	1	1	2	0	0
Postseason Totals			0-1	4.73	15	0	0	0	0	13.1	11	7	7	0	2	9	15	0	0
WC Totals			0-0	0.00	2	0	0	0	0	1.2	1	0	0	0	1	2	3	0	0
LDS Totals			0-1	19.29	2	0	0	0	0	2.1	6	5	5	0	1	2	2	0	0
LCS Totals			0-0	1.50	7	0	0	0	0	6.0	3	1	1	0	0	4	9	0	0
WS Totals			0-0	2.70	4	0	0	0	0	3.1	1	1	1	0	0	1	1	0	0

CAREER FIELDING

Pos	G	PO	A	E	PCT	TC	DP
P	153	11	18	2	.935	31	2



ALEX RAMÍREZ

#96 OF

NON-ROSTER INVITE

HT	6-3	WT	170	BT	R	TH	R
----	-----	----	-----	----	---	----	---

OPENING DAY AGE: 20
 BIRTHDATE: JANUARY 13, 2003
 BIRTHPLACE: SANTO DOMINGO, DOMINICAN REPUBLIC
 RESIDES: SANTO DOMINGO, DOMINICAN REPUBLIC
 MLB SERVICE TIME: 0 YEARS, 0 DAYS
 SIGNED BY: GERARDO CABRERA & FERNANDO ENCARNACION
 HOW OBTAINED: SIGNED AS A NON-DRAFTED FREE AGENT ON JULY 2, 2019.
 CONTRACT STATUS: SIGNED THROUGH 2023

MEET THE MET

- Enters the season as the 92nd-best prospect in baseball according to Baseball America and as the 96th-best prospect according to MLB Pipeline.com.

MINOR LEAGUE REVIEW

- 2022:** Appeared in 121 games between Brooklyn (A) and St. Lucie (A) last year where he batted a combined .281/.346/.436 with 62 runs, 30 doubles, seven triples, 11 home runs, 71 RBI and 21 steals... Named Florida State League Player of the Week for the weeks of May 2-8 and June 27-July 3 while with St. Lucie (A).
- 2021:** Began his professional career with the St. Lucie Mets where he appeared in 76 games and batted .258/.326/.384 with 19 extra-base hits and 35 RBI.

BACKGROUND

- Alexander Ramirez signed with the Mets as a 16-year-old out of the Dominican Republic.

CAREER TRANSACTIONS

- Signed by the Mets as a non-drafted free agent on July 2, 2019.

CAREER STATISTICS

YEAR	TEAM	AVG	G	AB	R	H	2B	3B	HR	RBI	SH	SF	HBP	BB	SO	SB	CS	SLG	OBP	E
2021	St. Lucie (A)	.258	76	302	41	78	15	4	5	35	0	1	8	23	104	16	7	.384	.326	5
2022	St. Lucie (A)	.284	67	271	40	77	13	6	6	37	0	2	5	28	68	17	9	.443	.359	3
	Brooklyn (A)	.278	54	227	22	63	17	1	5	34	0	1	2	16	54	4	7	.427	.329	4
Minor League Totals		.273	197	800	103	218	45	11	16	106	0	4	15	67	226	37	23	.416	.339	12





DENYI REYES
#72 RHP

@denyi_kings

NON-ROSTER INVITE

HT	6-4	WT	255	BT	R	TH	R
----	-----	----	-----	----	---	----	---

OPENING DAY AGE: 26
 BIRTHDATE: NOVEMBER 2, 1996
 BIRTHPLACE: SAN CRISTÓBAL, DR
 RESIDES: SAN CRISTÓBAL, DR
 MLB SERVICE TIME: 0 YEARS, 7 DAYS
 SIGNED BY: MANNY NANITA & EDDIE ROMERO
 HOW OBTAINED: SIGNED AS A MINOR LEAGUE FREE AGENT ON NOVEMBER 23, 2022
 CONTRACT STATUS: SIGNED THROUGH 2023

MEET THE MET

- Pitched for the Dominican Republic in the 2020 Summer Olympics (held in 2021)...Won bronze.

2022 SEASON

- Made his MLB debut with Baltimore on May 13 at Detroit...Tossed 2.0 perfect innings in relief.
- Allowed one earned run over 3.2 innings in his first career start on May 28 at Boston (Game 2).

MINOR LEAGUE REVIEW

- **2022:** Made 17 appearances (12 starts) at three different level levels, including one rehab start with Aberdeen (A).
- **2021:** Made 20 appearances (five starts), going 4-2 with a 4.21 ERA (27 ER/57.2 IP) with Portland (AA)...Recorded 63 strikeouts against 10 walks.
- **2019:** Spent the entire season with Portland (AA), leading the club in starts (26), innings (151.1) and strikeouts (116), while tied for the lead in wins (eight)...Ranked second among Double-A pitchers in innings and ranked fourth among Eastern League pitchers with a 1.03 WHIP (min. 100.0 IP).
- **2018:** Split the season between Greenville (A) and Salem (A)...Went a combined 12-5 with a 1.97 ERA (34 ER/155.2 IP), 145 strikeouts and 19 walks... Ranked sixth among all minor leaguers in ERA and fourth in WHIP (0.91)...Named a South Atlantic League mid-season All Star and named South Atlantic League Pitcher of the Year.

- **2017:** Went 9-0 across 15 games with Lowell (A)... Led Red Sox minor leaguers with a 1.45 ERA... Ranked among all minor leaguers in ERA (second) and WHIP (fourth, 0.95)...Was one of three pitchers in all of Minor League Baseball to win nine or more games with zero losses...Named a New York-Penn League mid-season All-Star and named New York-Penn League Player of the Month for August.
- **2016:** Appeared in nine games for the GCL Red Sox (R)...Went 4-1 with a 2.34 ERA (nine ER/34.2 IP).
- **2015:** Began his pro career with DSL Red Sox 2 (R), appearing in 15 games (14 starts)...Struck out 63 batters while walking only three over 75.0 innings.

BACKGROUND

- Denyi Reyes and his wife Stephanie have a son, Jared.

CAREER TRANSACTIONS

- Signed by Boston as an international free agent on July 2, 2014.
- Signed by Baltimore as a minor league free agent on November 29, 2021.
- Signed by the New York Mets as a minor league free agent on November 23, 2022.

CAREER STATISTICS

YEAR	TEAM	W-L	ERA	G	GS	CG	SHO	SV	IP	H	R	ER	HR	HB	BB	SO	WP	BK
2015	DSL Red Sox 2 (R)	7-1	2.88	15	14	0	0	0	75.0	73	28	24	0	4	3	63	3	0
2016	GCL Red Sox (R)	4-1	2.34	9	3	0	0	0	34.2	30	13	9	3	0	4	25	2	0
2017	Lowell (A)	9-0	1.45	15	0	0	0	0	62.0	52	13	10	3	1	7	53	6	0
2018	Greenville (A)	10-3	1.89	21	18	2	1	0	123.2	92	33	26	11	4	13	122	2	0
	Salem (A)	2-2	2.25	6	6	0	0	0	32.0	30	13	8	2	1	6	23	0	0
2019	Portland (AA)	8-12	4.16	26	26	0	0	0	151.1	142	74	70	14	6	37	116	3	1
2021	Portland (AA)	4-2	4.21	20	5	0	0	0	57.2	64	30	27	10	4	10	63	2	0
2022	Delmarva (A)	1-0	1.80	1	1	0	0	0	5.0	3	1	1	0	0	1	5	0	0
	Norfolk (AAA)	0-7	7.17	15	10	0	0	1	54.0	74	46	43	13	2	8	54	3	0
	Aberdeen (A)#	0-0	0.00	1	1	0	0	0	1.0	0	0	0	0	0	0	2	0	0
	BALTIMORE (AL)	0-0	2.35	3	1	0	0	0	7.2	8	2	2	0	0	1	3	0	0
Minor League Totals		45-28	3.29	129	84	2	1	1	596.1	560	251	218	56	22	89	526	21	1

#Rehab Assignment

REYES, DENYI



STEPHEN RIDINGS #66 RHP

@steveridings17

@ridings17

HT	6-8	WT	220	BT	R	TH	R
----	-----	----	-----	----	---	----	---

OPENING DAY AGE: 27

BIRTHDATE: AUGUST 14, 1995

BIRTHPLACE: HUNTINGTON, NY

RESIDES: CONNACK, NY

MLB SERVICE TIME: 1 YEAR, 14 DAYS

SIGNED BY: MATT SHERMAN (CHICAGO-NL)

HOW OBTAINED: CLAIMED OFF WAIVERS FROM NEW YORK - AL ON NOVEMBER 15, 2022

CONTRACT STATUS: SIGNED THROUGH 2023

MEET THE MET

- Became the first player in Haverford College history to reach the majors...Majored in chemistry.
- Was born and raised on Long Island, attending St. Anthony's HS in Melville.
- Worked as a substitute teacher at Palm Beach Maritime Academy in Lantana, Florida from October 2020-March 2021.
- Played basketball and volleyball in high school in addition to baseball.

2022 SEASON

- Missed the season while on the 60-Day Injured List with a right should impingement...Threw 2.0 scoreless innings with four strikeouts across two rehab outings in September.

2021 SEASON

- Saw his first major league action, posting a 1.80 ERA (1 ER/5.0 IP) with seven strikeouts across five appearances from August 3 - August 16.
- Made his MLB debut on August 3 vs. Baltimore with starting pitcher Luis Gil and reliever Brody Koerner.

MINOR LEAGUE REVIEW

- **2021:** Combined to go 5-0 with three saves and a 1.24 ERA (4 ER/29.0 IP) in 22 relief appearances.

- **2019:** Spent the entire season at Idaho Falls (R) and went 4-3 with a 5.91 ERA...Led the Pioneer League in strikeouts (88) and led all Kansas City farmhands in SO/9 rate (14.06) (Min. 50.0 IP).
- **2018:** Spent the entire season with Eugene (A) and went 3-3 with a 4.15 ERA and 44 strikeouts in 22 relief appearances.
- **2017:** Made his professional debut with the AZL Cubs (R)...Went 0-2 with a 4.09 ERA with 26 strikeouts in 12 games (eight starts)...Allowed one home run over 22.0 innings.

BACKGROUND

- Stephen Ridings graduated from St. Anthony's High School (NY) before attending Haverford College (PA), where he earned Second Team All-Centennial Conference honors in 2016.

CAREER TRANSACTIONS

- Selected by Chicago-NL in the eighth round of the 2016 First-Year Player Draft.
- Acquired by Kansas City from Chicago-NL in exchange for OF Donnie Dewees on March 8, 2019.
- Signed by New York-AL as a minor league free agent on January 18, 2021.
- On the 60-day Injured List, April 5-November 11, 2022, with right shoulder impingement.
- Claimed off waivers by the New York Mets from New York-AL on November 15, 2022.

CAREER STATISTICS

YEAR	TEAM	W-L	ERA	G	GS	CG	SHO	SV	IP	H	R	ER	HR	HB	BB	SO	WP	BK
2017	AZL Cubs (R)	0-2	4.09	12	8	0	0	0	22.0	17	11	10	1	4	20	26	6	0
2018	Eugene (A)	3-3	4.15	22	0	0	0	0	34.2	29	19	16	4	1	15	44	8	0
2019	Idaho Falls (R)	4-3	5.91	13	11	0	0	3	56.1	48	39	37	6	7	29	88	7	1
2021	Somerset (AA)	4-0	0.47	14	0	0	0	2	19.0	8	2	1	0	3	2	30	3	0
	Scranton/WB (AAA)	1-0	2.70	8	0	0	0	1	10.0	8	6	3	1	0	2	12	0	0
	NEW YORK (AL)	0-0	1.80	5	0	0	0	0	5.0	4	2	1	0	0	2	7	0	0
2022	Somerset (AA)#	0-0	0.00	1	0	0	0	0	1.0	1	0	0	0	0	0	2	0	0
	Scranton/WB (AAA)#	0-0	0.00	1	0	0	0	0	1.0	1	0	0	0	0	0	2	0	0
Minor League Totals		12-8	4.25	69	19	0	0	3	142.0	110	77	67	13	15	68	200	16	1
Major League Totals		0-0	1.80	5	0	0	0	0	5.0	4	2	1	0	0	2	7	0	0

CAREER FIELDING

POS	G	PO	A	E	PCT	TC	DP
P	5	1	0	1	.500	2	0



DAVID ROBERTSON

#30 RHP

@drobrodrob

@DRob30

HT	5-11	WT	195	BT	R	TH	R
----	------	----	-----	----	---	----	---

OPENING DAY AGE: 37
 BIRTHDATE: APRIL 9, 1985
 BIRTHPLACE: BIRMINGHAM, AL
 RESIDES: BARRINGTON, RI
 MLB SERVICE TIME: 13 YEARS, 119 DAYS
 SIGNED BY: DJ SVHLIK & JEFF PATTERSON (YANKEES)
 HOW OBTAINED: SIGNED AS A FREE AGENT ON
 DECEMBER 9, 2022
 CONTRACT STATUS: SIGNED THROUGH 2023

★ ALL-STAR : 2011

MEET THE MET

- Enjoys hunting, fishing and watching Alabama football.
- Recorded two saves and won a silver medal for Team USA during the 2021 Tokyo Olympics.
- Won a World Baseball Classic title with Team USA in 2017, appearing in five games and posting a 2.45 ERA (one earned run/3.2 innings)
- Was the Yankees' nominee for the 2017 Marvin Miller "Man of the Year" Award, given to the player whose on-field performance and contributions to the community most inspire others to high levels of achievement.
- Was honored as the 2011 Joan Payson Award for Community Service recipient, an award presented by the New York Chapter of the BBWAA...Named the recipient of the Thurman Munson Award in February of 2018.
- Following the 2011 tornadoes that ravaged his hometown in Alabama, David and his wife, Erin, established the Erin Robertson Foundation to raise funds to donate to relief efforts...The organization, eventually called High Socks for Hope, has helped homeless veterans as well as individuals and families who have lost homes due to natural disasters and provided housing for people with Alzheimer's and types of dementia...David has donated \$100 for every strikeout and \$200 for every save he has had since 2011.

CAREER HIGHLIGHTS

- His 40 Postseason appearances are the second-most among active players trailing only Kenley Jansen (59).
- Is 6-0 to start his Postseason career, joining only six other pitchers in MLB history; Orlando Hernandez (8-0), Orel Herschiser (7-0), Cliff Lee (7-0), Lefty Gomez (6-0), Livan Hernandez (6-0) and Mariano Rivera (6-0).
- From 2009-18, posted a 2.76 ERA (192 earned runs/626.6 innings), the lowest ERA among all major league relievers with at least 550.0 innings pitched.
- Made 60 or more appearances in nine straight seasons from 2009-18...Became the first major league pitcher to average at least 10 strikeouts per 9.0 innings in each of his first 11 seasons (2008-18).
- Joined Francisco Rodriguez, Mark Melancon, Craig Kimbrel, Kenley Jansen, Aroldis Chapman and Zack Britton as the only pitchers to record 30 or more saves in each season from 2014-2016.
- His 2.89 career ERA is the fifth-lowest since 2008 (min. 700.0 IP) and the fourth-lowest among active pitchers...His 977 career strikeouts are the fourth-most among relievers since 2008.
- Since 2008, his 11.9 K/9 is the second-highest total among relief pitchers with at least 700.0 innings pitched, trailing only Kenley Jansen (13.0).
- In 2011, joined former Met Billy Wagner (1997 & 2010) and Joel Hanrahan (2010) as the only pitchers with 100 or more strikeouts in fewer than 70.0 innings pitched.
- Won a World Series title with the New York Yankees in 2009.

CAREER BESTS

WIN STREAK

6 games

7/2/17-9/18/17

LOSS STREAK

4 games

2x, last, 9/17/15-7/18/16

STRIKEOUTS, GAME

4 strikeouts

11x, last 9/4/22, Philadelphia at San Francisco

LONGEST OUTING

2.2 innings

9/11/17, New York-AL at Tampa Bay

MOST WALKS, GAME

3 walks

9x, last, 9/29/22, Philadelphia at Chicago-NL

SCORELESS STREAK

26.1 innings

9/1/11-5/8/12

ROBERTSON, DAVID

2022 SEASON

- Began the year with Chicago-NL, registering 51 strikeouts in 40.1 innings before being traded to Philadelphia.
- Held opponents scoreless in 17 of 22 games with Philly, converting six of nine save opportunities.

POSTSEASON

- Made eight appearances, allowing one run through 7.2 innings with 11 strikeouts and five walks.

2021 SEASON

- Returned to the mound after recovering from Tommy John Surgery, posting a 4.50 ERA (six earned runs/ 12.0 innings) with 16 strikeouts across 12 relief appearances.
- Made his first career major league start on September 24 vs. Miami...Owned the most relief appearances (670) in MLB history before making a start, passing Joakim Soria (666).

POSTSEASON

- Made three relief appearances, tossing 4.0 scoreless innings against Boston in the ALDS.

2020 SEASON

- Recovered from Tommy John surgery.

2019 SEASON

- Appeared in seven games before being placed on the IL and undergoing Tommy John surgery.

2018 SEASON

- Had at least one strikeout in 15 straight games from August 5-September 16, tied for the second-longest streak of his career.
- Did not allow a hit or run in a career-long nine-straight appearances from September 15, 2017-March 30, 2018.
- Made his 600th major league appearance on May 1 at Houston and recorded his 600th career strikeout on May 21 at Texas.
- Finished the season tied for the third-most wins among all major league relievers (eight).

2017 SEASON

- Started the season with the Chicago-AL before being traded back to New York-AL.
- Converted 13 of 14 save opportunities with the White Sox...23 of his final 24 outings were scoreless...Posted a 0.62 ERA (two ER/29.0 IP) during that stretch.
- Recorded an 18.0-inning scoreless streak from August 25-September 30, retiring 28 of the 32 batters he faced.
- Led MLB relievers in wins (nine) and ranked eighth in strikeouts (98) and BAA (.148).

POSTSEASON

- Made eight appearances going 2-0 with a 4.15 ERA (six ER/13.0 IP) and 16 strikeouts.
- Tossed a career-high 3.1 scoreless innings with five strikeouts in the AL Wild Card Game vs. Minnesota.

2016 SEASON

- Tallied the fourth-most saves in the AL (37)... Posted a 1.64 ERA (four earned runs/22.0 innings) over his final 23 appearances.
- Earned his 100th career save on June 24 vs. Toronto.

2015 SEASON

- Among AL relievers, finished second in SO/BB ratio (6.62), fourth in K/9 rate (12.22), tied for fourth in wins (6).

2014 SEASON

- Converted 22 straight save opportunities from June 5-August 23.
- Recorded his 500th career strikeout on August 22 vs. Chicago-AL.

2013 SEASON

- Tied a career high with 70 appearances.
- Posted a 20.1-inning scoreless streak from June 19-August 9...Allowed only one earned run in 29.1 innings from June 19-August 30.

2012 SEASON

- Struck out his 300th career batter on June 24 at New York-NL.

POSTSEASON

- Posted a 1.42 ERA (one earned run/6.1 innings) across six relief appearances and recorded the win in Game 3 of the ALDS vs. Baltimore.

2011 SEASON

- Led all AL relievers with a 1.08 ERA (eight earned runs/66.2 innings) and 100 strikeouts...Ranked fourth in K/9 (13.50) and eighth in BAA (.170).
- Named to his first All-Star team...Allowed only one earned run in 36 road appearances (0.25 ERA)... Established a major league record by holding opponents scoreless in his first 28 road outings.
- Held opponents homerless over a Yankees franchise record 71-straight appearances (68.0 IP) from August 31, 2010-August 28, 2011, surpassing Mariano Rivera's 61-game stretch from August 19, 2005-July 17, 2006.
- Struck out at least one batter in a career-high 18 straight games from June 11-July 31.

POSTSEASON

- Pitched 2.0 scoreless innings in two ALDS appearances vs. Detroit.

2010 SEASON

- Held opponents hitless in 23 straight at-bats, part of an 18.1-inning scoreless streak from July 4-August 21.

POSTSEASON

- Made six appearances, working 3.1 innings with five strikeouts and two walks.

2009 SEASON

- Had three separate stints with the Yankees.

POSTSEASON

- Made his first Postseason roster.
- Threw 2.1 scoreless innings against Philadelphia in the World Series.

2008 SEASON

- Made his major league debut on June 29 vs. New York-NL...Struck out Oliver Perez, the first batter he faced.

MINOR LEAGUE REVIEW

- **2007:** Began his professional career appearing in 44 games between Charleston (A), Tampa (A) and Trenton (AA)...Named a South Atlantic League mid-season All-Star.

BACKGROUND

- David Alan Robertson married his wife, Erin, in 2009 and they have two children, a son, Luke, and a daughter, Violet.
- Graduated from Paul W. Bryant High School in Cottondale, AL in 2004...Attended the University of Alabama before being drafted.
- His older brother, Connor, was drafted by Oakland in 2004 and pitched in nine major league games from 2007-08.

CAREER TRANSACTIONS

- Selected by New York-AL in the 17th round of the 2006 First-Year Player Draft.
- On the 15-Day Disabled List, May 14-June 13, 2012, with a left oblique strain.
- On the 15-Day Disabled List, April 7-April 21, 2014, with a left groin strain.
- Signed by Chicago-AL to a four-year contract as a free agent on December 10, 2014.
- On bereavement/family medical emergency list, April 28-May 1, 2016.
- On paternity list, July 3-6, 2017.
- Acquired by New York-AL on July 18, 2017, along with INF Todd Frazier and RHP Tommy Kahnle in exchange for RHP Tyler Clippard, OF Blake Rutherford, LHP Ian Clarkin and OF Tito Polo.
- Signed by Philadelphia to a two-year contract as a free agent on January 3, 2019.
- On the 10-Day Injured List, April 15, 2019, with right elbow soreness...Transferred to the 60-Day Injured List on May 25...Missed the rest of the season.
- On the 60-Day Injured List, February 12-October 30, 2020, recovering from Tommy John Surgery.
- Signed by Tampa Bay to a one-year contract on August 16, 2021.
- Signed by Chicago-NL to a one-year contract on March 16, 2022.
- On the Injured List, May 9-18, 2022.
- Acquired by Philadelphia from Chicago-NL on August 2 in exchange for RHP Ben Brown.
- Signed by the New York Mets to a one-year contract on December 9, 2022.

SUBWAY SERIES DEBUTS

Eleven players - four Mets and seven Yankees - have had their major league debut in a Subway Series game, including two on the same day, May 15, 2014, when the Mets (Jacob deGrom) and Yankees (Chase Whitley) each had a pitcher make his first career start. Two of the Yankees who debuted against the Mets ended up playing for the Mets later in their career (David Robertson and Tyler Clippard). Here is a list of the major league debuts to take place in a Mets-Yankees game:

Team	Player	Date	Location	Position	Stats
NY Yankees	Deivi García	August 30, 2020-G2	Yankee Stadium	SP	6.0 IP, 4 H, R, 0 ER, 6 K
NY Yankees	Estevan Florial	August 28, 2020-G1	Yankee Stadium	CF	1-3, 2 K
NY Mets	Hansel Robles	April 24, 2015	Yankee Stadium	RP	1.0 IP, H, 2 K
NY Mets	Jacob deGrom	May 15, 2014	Citi Field	SP	7.0 IP, 4 H, ER, 2 BB, 6 K
NY Yankees	Chase Whitley	May 15, 2014	Citi Field	SP	4.2 IP, 2 H, 2 BB, 4 K
NY Mets	Rafael Montero	May 14, 2014	Citi Field	SP	6.0 IP, 5 H, 3 ER, 2 BB, 3 K
NY Yankees	David Robertson	June 29, 2008	Shea Stadium	RP	2.0 IP, 4 H, ER, K
NY Yankees	Tyler Clippard	May 20, 2007	Shea Stadium	SP	W, 6.0 IP, 3 H, ER, 3 BB, 6 K
NY Yankees	Kevin Reese	June 26, 2005	Yankee Stadium	LF	0-1, BB, K
NY Yankees	Brandon Claussen	June 28, 2003-G2	Shea Stadium	SP	W, 6.1 IP, 8 H, 2 R, ER, BB, 5 K
NY Mets	Jaime Cerda	June 28, 2002	Yankee Stadium	RP	1.2 IP, 3 K

CAREER STATISTICS

YEAR	TEAM	W-L	ERA	G	GS	CG	SHO	SV	IP	H	R	ER	HR	HB	BB	SO	WP	BK
2007	Charleston (A)	5-2	0.77	24	0	0	0	3	47.0	25	5	4	0	0	15	67	5	0
	Tampa (A+)	3-1	1.08	18	0	0	0	1	33.1	18	6	4	0	0	15	37	2	0
	Trenton (AA)	0-0	2.25	2	0	0	0	0	4.0	2	1	1	0	0	2	9	1	0
2008	Trenton (AA)	0-0	0.96	9	0	0	0	2	18.2	8	2	2	0	1	6	26	1	0
	Scranton/WB (AAA)	4-0	2.06	21	0	0	0	1	35.0	20	11	8	1	1	17	51	1	0
2009	NEW YORK (AL)	4-0	5.34	25	0	0	0	0	30.1	29	18	18	3	0	15	36	6	0
	Scranton/WB (AAA)	0-3	1.84	8	0	0	0	2	14.2	10	7	3	0	0	6	25	0	0
2010	NEW YORK (AL)	2-1	3.30	45	0	0	0	1	43.2	36	19	16	4	1	23	63	6	0
	NEW YORK (AL)	4-5	3.82	64	0	0	0	1	61.1	59	26	26	5	3	33	71	7	2
2011	NEW YORK (AL)	4-0	1.08	70	0	0	0	1	66.2	40	9	8	1	1	35	100	6	1
2012	Scranton/WB (AAA)	0-0	0.00	2	1	0	0	0	2.0	0	0	0	0	0	2	0	0	0
	NEW YORK (AL)	2-7	2.67	65	0	0	0	2	60.2	52	19	18	5	1	19	81	1	1
2013	NEW YORK (AL)	5-1	2.04	70	0	0	0	3	66.1	51	15	15	5	2	18	77	1	0
2014	NEW YORK (AL)	4-5	3.08	63	0	0	0	39	64.1	45	23	22	7	1	23	96	0	0
2015	CHICAGO (AL)	6-5	3.41	60	0	0	0	34	63.1	46	27	24	7	1	13	86	4	0
2016	CHICAGO (AL)	5-3	3.47	62	0	0	0	37	62.1	53	24	24	6	1	32	75	1	0
2017	CHICAGO (AL)	4-2	2.70	31	0	0	0	13	33.1	21	10	10	4	2	11	47	3	0
	NEW YORK (AL)	5-0	1.03	30	0	0	0	1	35.0	14	4	4	2	1	12	51	4	0
2018	NEW YORK (AL)	8-3	3.23	69	0	0	0	5	69.2	46	30	25	7	0	26	91	1	0
2019	PHILADELPHIA	0-1	5.40	7	0	0	0	0	6.2	8	4	4	1	0	6	6	0	0
2020																		
2021	Durham (AAA)#	0-0	0.00	6	0	0	0	0	6.0	4	1	0	0	1	1	12	1	0
	TAMPA BAY (AL)	0-0	4.50	12	1	0	0	0	12.0	11	7	6	2	0	4	16	0	0
2022	CHICAGO (NL)	3-0	2.23	36	0	0	0	14	40.1	23	10	10	4	3	19	51	2	0
	PHILADELPHIA (NL)	1-3	2.70	22	0	0	0	6	23.1	16	8	7	2	0	16	30	2	0
Minor League Totals		12-6	1.23	90	1	0	0	9	160.2	87	33	22	1	3	62	229	11	0
Major League Totals		57-36	2.89	731	1	0	0	157	739.1	550	253	237	65	17	305	977	44	0

- rehabilitation assignment

CAREER PLAYOFF STATISTICS

YEAR	RND	TEAM/OPP	W-L	ERA	G	GS	CG	SHO	SV	IP	H	R	ER	HR	HB	BB	SO	WP	BK
2009	ALDS	NY Yankees vs. MIN	1-0	0.00	1	0	0	0	0	1.0	1	0	0	0	0	0	0	0	0
	ALCS	NY Yankees vs. LAA	1-0	0.00	2	0	0	0	0	2.0	1	0	0	0	0	2	1	0	0
	WS	NY Yankees vs. PHI	0-0	0.00	2	0	0	0	0	2.1	2	0	0	0	0	0	2	0	0
2010	ALDS	NY Yankees vs. MIN	0-0	0.00	2	0	0	0	0	0.2	0	0	0	0	0	1	1	0	0
	ALCS	NY Yankees vs. TEX	0-0	20.25	4	0	0	0	0	2.2	8	6	6	1	0	1	4	1	0
2011	ALDS	NY Yankees vs. DET	0-0	0.00	2	0	0	0	0	2.0	0	0	0	0	1	0	2	0	0
2012	ALDS	NY Yankees vs. BAL	1-0	0.00	4	0	0	0	0	4.1	1	0	0	0	0	0	5	0	0
	ALCS	NY Yankees vs. DET	0-0	4.50	2	0	0	0	0	2.0	2	1	1	1	0	0	2	0	0
2017	ALWC	NY Yankees vs. MIN	1-0	0.00	1	0	0	0	0	3.1	3	0	0	0	0	1	5	1	0
	ALDS	NY Yankees vs. CLE	1-0	1.93	3	0	0	0	0	4.2	1	1	1	1	0	2	5	0	0
	ALCS	NY Yankees vs. HOU	0-0	9.00	4	0	0	0	0	5.0	7	5	5	1	0	1	6	0	0
2018	ALWC	NY Yankees vs. OAK	0-0	0.00	1	0	0	0	0	1.0	0	0	0	0	0	0	1	0	0
	ALDS	NY Yankees vs. BOS	0-0	0.00	2	0	0	0	0	2.2	0	0	0	0	0	1	6	0	0
2021	ALDS	TB Rays vs. BOS	0-0	0.00	3	0	0	0	0	4.0	3	0	0	0	0	1	2	0	0
	2022	NLWC	PHI Phillies vs. STL	1-0	0.00	1	0	0	0	1.0	0	0	0	0	0	0	2	0	0
	NLCS	PHI Phillies vs. SD	0-0	3.38	3	0	0	0	0	2.2	4	1	1	1	0	2	4	0	0
WS	PHI Phillies vs. HOU	0-0	0.00	4	0	0	0	1	4.0	2	0	0	0	0	3	5	1	0	
Postseason Totals			6-0	2.78	41	0	0	0	1	45.1	35	14	14	5	1	16	53	3	0

ALL-STAR GAME

YEAR	LEAGUE/SITE	W-L	ERA	G	GS	CG	SHO	SV	IP	H	R	ER	HR	HB	BB	SO	WP	BK
2011	AL/Arizona	0-0	0.00	1	0	0	0	0	1.0	1	0	0	0	0	0	1	0	0
All-Star Game Totals		0-0	0.00	1	0	0	0	0	1.0	1	0	0	0	0	0	1	0	0

WORLD BASEBALL CLASSIC

YEAR	CLUB	W-L	ERA	G	GS	CG	SHO	SV	IP	H	R	ER	HR	HB	BB	SO	WP	BK
2017	United States	0-0	2.45	4	0	0	0	0	3.2	4	1	1	1	0	2	0	0	

CAREER FIELDING

Pos	G	PO	A	E	PCT	TC	DP
P	731	42	43	3	.966	88	1



DARIN
RUF
#33 INF/OF
@darinruf15

HT	6-3	WT	220	BT	R	TH	R
----	-----	----	-----	----	---	----	---

OPENING DAY AGE: 36
 BIRTHDATE: JULY 28, 1986
 BIRTHPLACE: OMAHA, NE
 RESIDES: SCOTTSDALE, AZ
 MLB SERVICE TIME: 5 YEARS, 138 DAYS
 SIGNED BY: DAVID SEIFERT (PHILADELPHIA)
 HOW OBTAINED: ACQUIRED FROM SAN FRANCISCO ON AUGUST 2, 2022 IN EXCHANGE FOR FOUR PLAYERS
 CONTRACT STATUS: SIGNED THROUGH 2023 WITH TEAM OPTION FOR 2024

MEET THE MET

- Played in the Korean Baseball Organization (KBO) from 2017-2019 with the Samsung Lions.
- After finding it difficult to explain the homelessness in San Francisco to his son Henry, Darin and his wife, Libby, decided to start a new family activity where they make bag lunches consisting of PB&J, granola bars, crackers, bottled water and a lollipop...Henry helped decorate the bags and would give them out to those in need.

2022 SEASON

- Made his second career pitching appearance on August 15 at Atlanta, going 2.0 shutout innings, the longest ever scoreless appearance by a Mets position player.
- Lined a two-run, pinch-hit double in his first at-bat with the Mets on August 5 vs. Atlanta.
- Was acquired at the trade deadline by the Mets...Had three extra-base hits and seven RBI in 29 games in New York.
- Started the season with San Francisco...Slashed .216/.328/.373 with 11 home runs and 38 RBI in 90 games with the club.

POSTSEASON

- Started Game 2 of the NL Wild Card series vs. San Diego at Citi Field, going 0-3 with a walk.

2021 SEASON

- Set career-highs in runs scored (41), doubles (13), homers (16), RBI (43), walks (46), OPS (.904) and games (117).
- Hit 14 go-ahead RBI, tied for the fourth-most on the Giants...His seven game-winning RBI were tied for third-most on the team.

POSTSEASON

- Made his first career Postseason roster, starting three of the five games in the NLDS...Slugged his first Postseason home run, a game-tying solo shot in the decisive Game 5 against the Dodgers.

2020 SEASON

- Through 40 games with San Francisco, owned a .276 batting average with 18 RBI and 11 extra-base hits.
- Spent part of the season at the Giants Alternate Training Site before his contract was selected on July 23 to start the season with the major league club in the pandemic-shortened season.

2019 SEASON

- Played in 133 games in his final KBO season, batting .292 (138-472) with 22 home runs and 35 doubles...He also had a .911 OPS with a third consecutive 100+ RBI season.

CAREER BESTS

HITS, GAME

4 hits

5/20/21, San Francisco at Cincinnati

HOME RUNS, GAME

2 home runs

3x, last, 6/10/22, San Francisco vs. Los Angeles-NL

LEADOFF HR

1 home run

9/6/21 San Francisco vs. Colorado

WALKOFF HR

None

PINCH-HIT HOME RUNS

5 pinch-hit home runs

last, 4/21/21, San Francisco at Philadelphia (Brandon Kintzler)

RBI, GAME

6 RBI

9/1/15, Philadelphia at New York-NL

STOLEN BASES, GAME

1 stolen base

6x, last 5/1/22 San Francisco vs. Washington

HITTING STREAK

9 games

7/25/21-8/3/21

GRAND SLAMS

1 grand slam

7/21/22 San Francisco at Los Angeles-NL (Alex Vesia)

RUF, DARIN

2018 SEASON

- Improved to a .330/.419/.605 slashline with a 1.024 OPS and 125 RBI in 137 games with the Lions.

2017 SEASON

- In 134 games with the Lions, Ruf slashed .315/.396/.569 with a .965 OPS...He had 69 extra-base hits and led the KBO with 124 RBI.
- Traded to Los Angeles-NL on November 11, 2016... His contract was purchased by the Samsung Lions in the KBO.

2016 SEASON

- Named an *MiLB.com* Organizational All-Star for the Phillies.

2015 SEASON

- Collected a career-high six RBI on September 1 against New York-NL, which was the most by a Phillie in a single game since June 28, 2013.

2014 SEASON

- Started the season on the 15-Day Injured List with a left oblique strain...Made 25 starts across two stints with the major league club.
- Played for Licey in the Dominican Winter League.

2013 SEASON

- Reached base safely in 33 straight games dating to 2012 (September 25, 2012-August 6, 2013), tied for the longest on-base streak by a Phillie.

2012 SEASON

- Made his major league debut with Philadelphia on September 14, 2012 against Houston.
- His first major league hit was a home run on September 25, 2012 vs. Washington.
- Won the 2012 Joe Bauman Home Run Award after leading the minors in home runs (38) and set a Reading (AA) franchise record.
- Named Eastern League MVP and Rookie of the Year...Was the starting first baseman for the Eastern Division Eastern League All-Star team.

BACKGROUND

- Darin Cortland Ruf graduated from Westside High School (NE) where he played baseball, football and basketball...Was captain of both teams.

- Married his high school sweetheart, Libby and they have two kids together, a son, Henry and a daughter, Olive.
- Went to Creighton University while Libby went to the University of Kansas and became a state tennis champion.
- While at Creighton University, he finished his four-year career with 2,251 putouts, third-most in NCAA history and 38 shy of the all-time mark... He graduated as the school's all-time leader in sacrifice flies (22) and putouts while ranking second in RBI (201).
- Named the Joe Carter Missouri Valley Conference Player of the Year as a sophomore in 2007...That year he also earned the Rawlings Gold Glove award as the nation's best fielding first baseman.

CAREER TRANSACTIONS

- Selected by the Philadelphia Phillies in the 20th round of the 2009 First-Year Player Draft.
- On the 15-Day Injured List, March 21-May 14, 2014 with a left oblique strain.
- Traded from Philadelphia to Los Angeles-NL with OF Darnell Sweeney in exchange for INF Howie Kendrick on November 11, 2016.
- Signed by Samsung of the Korean Baseball Organization after his contract with Los Angeles-NL was sold on February 20, 2017.
- Signed by San Francisco as a minor league free agent on January 31, 2020.
- On the 10-Day Injured List, May 27-June 21, 2021, with a right hamstring strain.
- On the 10-Day Injured List, September 23-30, 2021 with a right oblique strain.
- Signed by San Francisco to a two-year major league contract with a club option for 2024 on March 22, 2022.
- On the bereavement list, May 31-June 7, 2022.
- Traded from San Francisco to the New York Mets on August 2, 2022 in exchange for INF/OF J.D. Davis, LHP Thomas Szapucki, LHP Nick Zwack and RHP Carson Seymour.
- On the 10-Day Injured List, September 30-October 7, 2022, with a neck strain.

CAREER STATISTICS

YEAR	TEAM	AVG	G	AB	R	H	2B	3B	HR	RBI	SH	SF	HBP	BB	SO	SB	CS	SLG	OBP	E
2009	GCL Phillies (R)	.326	20	43	5	14	3	0	0	6	0	1	3	3	8	0	0	.395	.400	0
	Williamsport (A)	.301	37	133	17	40	17	0	3	24	0	1	3	14	22	0	1	.496	.377	2
2010	Lakewood (A)	.330	32	115	25	38	7	3	4	17	1	1	3	21	3	2		.548	.443	3
	Clearwater (A+)	.277	97	368	45	102	34	2	5	50	0	4	8	26	87	2	2	.421	.335	6
2011	Clearwater (A+)	.308	133	484	72	149	43	1	17	82	0	4	10	56	95	0	1	.506	.388	8
2012	Reading (AA)	.317	139	489	93	155	32	1	38	104	0	11	18	65	102	2	0	.620	.408	4
	PHILADELPHIA (NL)	.333	12	33	4	11	2	1	3	10	0	2	0	2	12	0	0	.727	.351	0
2013	Lehigh Valley (AAA)	.266	83	305	44	81	22	0	7	46	0	6	3	36	88	1	2	.407	.343	2
	PHILADELPHIA (NL)	.247	73	251	36	62	11	0	14	30	0	2	7	33	91	0	0	.458	.348	2
2014	GCL Phillies (R)	.130	6	23	3	3	1	0	0	2	0	0	1	3	4	0	0	.174	.259	0
	Clearwater (A+)	.250	3	12	0	3	0	0	0	2	0	0	0	1	3	0	0	.250	.308	0
	Lehigh Valley (AAA)	.265	23	83	6	22	6	0	1	10	0	2	0	6	16	1	0	.373	.308	0
2015	PHILADELPHIA (NL)	.235	52	102	13	24	8	0	3	8	1	2	4	8	32	0	0	.402	.310	0
	Lehigh Valley (AAA)	.308	7	26	3	8	1	0	0	6	0	1	1	0	2	0	0	.346	.321	0
2016	PHILADELPHIA (NL)	.235	106	268	30	63	12	0	12	39	0	3	5	21	69	1	0	.414	.300	3
	Lehigh Valley (AAA)	.294	95	350	56	103	18	2	20	65	0	4	7	29	78	0	0	.529	.356	0
2021	PHILADELPHIA (NL)	.205	43	83	8	17	2	0	3	9	0	2	0	4	25	0	1	.337	.236	1
	SAN FRANCISCO (NL)	.271	117	262	41	71	13	2	16	43	0	1	3	46	87	2	0	.519	.385	1
2022	SAN FRANCISCO (NL)	.216	90	268	46	58	9	0	11	38	0	1	5	40	85	2	0	.373	.328	2
	METS	.152	29	66	6	10	3	0	0	7	0	2	1	5	20	0	0	.197	.216	0
Minor League Totals		.295	677	2439	370	720	185	9	95	416	1	35	57	260	531	9	8	.495	.372	46
Major League Totals		.239	562	1420	195	340	66	3	67	202	1	15	25	172	444	6	1	.432	.329	10

CAREER PLAYOFF STATISTICS

YEAR	RND	TEAM/OPP	AVG	G	AB	R	H	2B	3B	HR	RBI	SH	SF	HBP	BB	SO	SB	CS	SLG	OBP	E
2021	NLDS	SF vs. LAD	.091	3	11	1	1	0	0	1	2	0	0	0	0	5	0	0	.364	.091	0
2022	NLWC	NYM vs. SD	.000	1	1	0	0	0	0	0	0	0	0	1	1	1	0	0	.000	.667	0
Postseason Totals			.083	4	12	1	1	0	0	1	2	0	0	1	1	6	0	0	.333	.214	0

CAREER FIELDING

Pos	G	PO	A	E	PCT	TC	DP
1B	232	1413	102	8	.995	1523	139
OF	200	244	7	2	.992	253	1
LF	160	178	1	2	.989	181	0
RF	46	66	6	0	1.000	72	1
3B	1	0	1	0	1.000	1	0

IN A PINCH

The Mets have had five games in where two pinch-hitters have connected for home runs in the same game.

Date	Opponent	Hitter	Inning	Hitter	Inning
8/15/62	Phillies	Choo Choo Coleman	6th	Jim Hickman	8th
9/17/63	Phillies	Joe Hicks	7th	Frank Thomas	9th
8/4/66	Giants	John Stephenson	8th	Ron Swoboda	9th
5/4/91	Giants	Mackey Sasser	9th	Mark Carreon	9th
5/11/97	Cardinals	Butch Huskey	9th	Carl Everett	9th



MAX SCHERZER

#21 RHP

@maxscherzer31

@Max_Scherzer

HT	6-3	WT	216	BT	R	TH	R
----	-----	----	-----	----	---	----	---

OPENING DAY AGE: 38
 BIRTHDATE: JULY 27, 1984
 BIRTHPLACE: ST. LOUIS, MO
 RESIDES: JUPITER, FL
 MLB SERVICE TIME: 13 YEARS, 79 DAYS
 SIGNED BY: JOE ROBINSON (ARIZONA)
 HOW OBTAINED: SIGNED AS A FREE AGENT TO A THREE-YEAR CONTRACT ON DECEMBER 1, 2021
 CONTRACT STATUS: SIGNED THROUGH 2024

CY YOUNG: 2013, 2016, 2017 **ALL-STAR:** 2013, 2014, 2015, 2016, 2017, 2018, 2019, 2021 **FIRST TEAM ALL-MLB:** 2019, 2021

MEET THE MET

- He and his wife, Erica, are passionate supporters of the Humane Rescue Alliance, a Washington, D.C. organization that protects animals, supports families and advocates for positive change to create a world where all animals can thrive...The Scherzers have adopted four dogs.
- Has a reputation as one of MLB's fiercest competitors, earning him the nickname "Mad Max" for his demeanor on the mound.
- Has a condition called heterochromia iridis, which causes the irises in his eyes to be different colors...His left eye is brown and his right eye is blue...Scherzer told his former manager Dusty Baker his left eye is "the baseball eye" when Baker asked what eye he should look at...The Scherzer family has adopted dogs with heterochromia as well.
- Said after his record-tying 20-strikeout performance on May 11, 2016: "Strikeouts are sexy."...The Nationals sold T-shirts emblazoned with the phrase.

CAREER HIGHLIGHTS

- Started the decisive Game 7 of the 2019 World Series for Washington.
- Is a three-time Cy Young Award winner, taking home the trophy in 2013 with Detroit, then in back-to-back years with Washington in 2016-2017...He is one of 11 pitchers ever with at least three Cy Youngs, one of 11 to win the award in consecutive seasons and one of six to be honored in both the AL and the NL.
- Is an eight-time All-Star and has started the Midsummer Classic four times, tied for the fourth-most ASG starts by a pitcher...The other five pitchers who have made at least four All-Star starts are all in the Hall of Fame.
- One of 19 pitchers all-time to accumulate 3,000 career strikeouts.
- Reached 200 career wins on September 19, 2022...Justin Verlander and Zack Greinke are the only other active hurlers who have won more than 200 games in their career.
- Tossed a complete game (3-1 win) against the Marlins as his wife went into labor with their third child, Derek, on May 2, 2021... Scherzer finished off the Fish in a tidy 2-hour, 37-minute effort, giving him time to leave Nationals Park after the game and make it to the hospital in time...Derek was born at 5:38 p.m., four and a half hours after his dad delivered the first pitch that afternoon.
- Is one of two pitchers ever with both a no-hitter and a 20-strikeout game in his career (Randy Johnson is the other)...Tossed a pair of no-nos in 2015 and punched out 20 in a 2016 game vs. Detroit in his first start against his former team...He is one of six pitchers to throw multiple no-hitters in one season.
- Has thrown three immaculate innings in his career, tied for the most all-time with Chris Sale and Sandy Koufax.

CAREER BESTS

WIN STREAK

13 games
4/6/13-7/3/13

LOSS STREAK

7 games
5/5/08-5/5/09

STRIKEOUTS, GAME

20 strikeouts
5/11/16, Washington vs. Detroit

DOUBLE-DIGIT STRIKEOUT GAMES

104 games
last, 13 strikeouts, 9/6/21,
Los Angeles-NL at St. Louis

LONGEST OUTING, STARTER

9.0 innings
10x, last, 5/2/21, Washington vs. Miami

MOST WALKS, GAME

7 walks
4/29/12, Detroit at New York-AL

SCORELESS STREAK

24.0 innings
6/14/15-6/26/15

LAST COMPLETE GAME

5/2/21, Washington vs. Miami (Won, 3-1)

LAST COMPLETE-GAME SHUTOUT

4/9/18, Washington vs. Atlanta (Won, 2-0)

FEWEST HITS, COMPLETE GAME

2 no-hitters
6/20/15, Washington vs. Pittsburgh
10/3/15, Washington at New York-NL

FEWEST WALKS, COMPLETE GAME

0 walks
8x, last, 5/2/21, Washington vs. Miami

2022 SEASON

- Posted a 2.29 ERA (37 ER/145.1 IP) in his first season with the Mets, the lowest mark in a season in his career and the best all-time in a pitcher's first season with the Mets (min. 140.0 innings).
- Ranked sixth in the majors (min. 140.0 innings) with a 2.29 ERA, ninth with a 10.71 K/9 ratio, second with a 0.91 WHIP and third with a 7.21 K/BB ratio... Among pitchers to face 500 or more batters, his .207 opponent average ranked 14th in the majors, while his .574 OPS against ranked eighth.
- His 0.91 WHIP was not just the best mark by a Met in his first season with the club, it was the best by any Met in club history (min. 140.0 innings).
- Threw 7.0 shutout innings vs. the Yankees on his 38th birthday, July 27...Became the second pitcher ever to toss 7.0 or more scoreless frames on his birthday at 38 or older, joining Sad Sam Jones, who threw a shutout on his 42nd birthday in 1934.
- Returned from the IL and threw 6.0 perfect innings on September 19 at Milwaukee, earning his 200th career win and helping the Mets clinch their first playoff berth in six years.

POSTSEASON

- Started Game 1 of the NL Wild Card Series vs. San Diego...Allowed a Mets Postseason-record seven runs in 4.2 innings and surrendered a Mets Postseason-record four home runs.

2021 SEASON

- Finished third in the NL Cy Young vote, his sixth top-3 finish...Split the year between Washington and Los Angeles-NL...Won his final 11 decisions of the season beginning June 4, going 11-0 with a 2.54 ERA (31 ER/110.0 IP) in his last 19 starts of the year.
- Led the majors in WHIP (career-best 0.86) and opponent batting average (.185)...Had the second-best ERA (career-best 2.46) and ranked fourth in strikeouts (236)...Notched his ninth career 200-strikeout season.
- Made 11 starts for the Dodgers after being traded on July 30...The Dodgers won all 11 of his starts, with Scherzer posting a 1.98 ERA for LA...Struck out 89 and walked only eight in 68.1 innings after the trade...Went 37.2 innings without allowing an earned run from August 21-September 23.

- On September 12 vs. San Diego, pitched an immaculate inning and came within five outs of a perfect game, losing the bid on an Eric Hosmer double in the eighth inning...In that game, recorded the 3,000th strikeout of his career to become the 19th pitcher all-time to reach that mark.

POSTSEASON

- Made four appearances (three starts), going 0-1 with a save and a 2.16 ERA (4 ER/16.2 IP).
- Started the Wild Card Game vs. St. Louis, pitching the first 4.1 innings of a 3-1 win...Allowed just one run.
- Took the loss in Game 3 of the NLDS, a 1-0 Dodgers setback...Tossed 7.0 innings of one-run ball, allowing just three hits and striking out 10... Earned a save, the first of his pro career, in Game 5 of the NLDS to send LA to the Championship Series.
- Threw 4.1 innings in Game 2 of the NLCS at Atlanta.

2020 SEASON

- Went 5-4 with a 3.64 ERA in the pandemic-shortened season...Ranked third in the NL with 12.3 K/9.
- Struck out 11 batters on Opening Night vs. New York-AL in MLB's first game following the shutdown on July 23.

2019 SEASON

- Won his first World Series championship...Finished third in the NL Cy Young balloting, his fourth-straight top-3 finish and seventh-straight top-5 showing...Named an All-Star for the seventh year in a row.
- Led the majors in FIP (2.45) and was second in fWAR (6.5).
- Recorded his 2,500th career strikeout on May 25 vs. San Diego.
- Was the NL Pitcher of the Month for June and was the NL Player of the Week for the last week of that month...Went 6-0 with a 1.00 ERA (five ER/45.0 IP) in June, recording 68 strikeouts against just five walks.

CONSECUTIVE CY YOUNG AWARDS

Eleven pitchers (12 occurrences) have won the Cy Young Award in consecutive seasons:

Pitcher	Years	League/Club	Pitcher	Years	League/Club
Jacob deGrom	2018-19	NL/Mets	Roger Clemens (2)	1997-98	AL/Toronto
Max Scherzer	2016-17	NL/Washington	Greg Maddux	1992-95	NL/CHC & ATL
Clayton Kershaw	2013-14	NL/Los Angeles	Roger Clemens	1986-87	AL/Boston
Tim Lincecum	2008-09	NL/San Francisco	Jim Palmer	1975-76	AL/Baltimore
Randy Johnson	1999-2002	NL/Arizona	Denny McLain	1968-69	AL/Detroit
Pedro Martínez	1999-2000	AL/Boston	Sandy Koufax	1965-66	NL/Los Angeles

POSTSEASON

- Went 3-0 with a 2.40 ERA (eight ER/30.0 IP) in six games (five starts) as the Nationals captured their first championship in team history...Started and won Game 4 of the NLDS, Game 2 of the NLCS and Game 1 of the World Series...Started Game 7 of the World Series...Washington won every game he appeared in during the playoffs.
- Took a no-hitter into the seventh inning in NLCS Game 2 vs. St. Louis...Was his fifth time taking a no-hitter through at least 4.0 innings in the playoffs, three more than any other pitcher according to *Elias*.

2018 SEASON

- Finished second in the NL Cy Young vote...Was named to a sixth consecutive All-Star roster and started the game again in his home ballpark.
- Led the majors with a career-high 300 strikeouts... Led the NL in K/9 (12.24), K/BB ratio (5.88), WHIP (0.91), opponent average (.188), innings pitched (220.2), H/9 (6.12) and tied for the league lead in wins (18).
- Named NL Pitcher of the Month for April and May... Went 9-1 with a 1.92 ERA in the first two months of the season.

- Had a 20.0-inning scoreless streak from August 7-23.
- Reached the 300-strikeout mark in his final inning of the season, punching out two batters in the seventh on September 25 vs. Miami to reach the milestone.

2017 SEASON

- Won his third career Cy Young Award, making him the first back-to-back winner since Clayton Kershaw (2013-2014) and the 10th pitcher to be honored at least three times.
- Named to his fifth straight All-Star roster and started the game for the NL...Struck out Aaron Judge and José Ramírez in a scoreless inning.
- Led the NL in strikeouts (268), WHIP (0.90), opponent average (.178), OPS (.566), H/9 (5.65), fWAR (6.0) and bWAR (7.2)...Ranked second in ERA (2.51) and K/9 (12.02).
- Hit his first career home run on August 1 at Miami off Chris O'Grady.
- Missed time on the DL for the first time since 2009 as he was shelved for 10 days with left neck inflammation in late August.



POSTSEASON

- Appeared in two games in the NLDS vs. Chicago, starting Game 3 and pitching in relief in Game 5.

2016 SEASON

- Put together an historic year to win his second Cy Young Award, garnering 25-of-30 first-place votes...Was the sixth pitcher to take home the honor in both leagues...Became the first Washington Nationals player and second in Washington/Montreal history to win the trophy.
- Made a career-high 34 starts and led the NL in wins (20), strikeouts (284), WHIP (0.97), innings (228.1)...Ended the year on an eight-game winning streak.
- Was named an All-Star for the fourth consecutive season.
- Struck out a career-high 20 batters on May 11 vs. Detroit in his first start against his former club since leaving the Tigers...Became the fourth pitcher ever to record 20 punchouts in a nine-inning game...Randy Johnson is the only other pitcher with a 20-strikeout game and at least one no-hitter in his career.

POSTSEASON

- Started Games 1 and 5 of the NLDS vs. Los Angeles...Washington lost each game by an identical score, 4-3.

2015 SEASON

- In the first year of a seven-year stay in Washington, earned his third straight All-Star selection...Led the majors with a 7.62 strikeout-to-walk ratio... Led the NL and ranked second in the majors with 276 strikeouts...Tied for first in the NL in complete games (four) and shutouts (three).
- Was twice named NL Pitcher of the Month, taking home the award in May and June.
- Threw back-to-back shutouts and allowed one hit total in those two games...Tossed a one-hitter at Milwaukee on June 15 before no-hitting Pittsburgh on June 20...*Elias* notes he was the fifth pitcher in the modern era to allow one hit or fewer in back-to-back complete games.
- Became the sixth pitcher in major league history to throw two no-hitters in the same season (June 20 vs. Pittsburgh and October 3 at New York-NL)... Johnny Vander Meer (1938), Allie Reynolds (1951), Virgil Trucks (1952), Nolan Ryan (1973) and Roy Halladay (2010, one in postseason) are the others... Was the first pitcher with two no-hitters in the same year without walking a batter in either effort.
- In his first no-hitter, came within one batter of a perfect game...Hit Jose Tabata, batter No. 27, with a pitch with two outs in the ninth inning before retiring Josh Harrison to complete the no-no.

- Tied a major league record for strikeouts in a no-hitter with 17 punchouts in his dominant effort at Citi Field in his final start of the season...The only baserunner reached on an error in the sixth inning.

2014 SEASON

- In his last season with Detroit, was named an AL All-Star for the second consecutive year...Tied for the AL lead with 18 wins and ranked third with 252 strikeouts...Per *Elias*, Scherzer became the second pitcher, joining Sandy Koufax (1963-1964) to compile the following in back-to-back seasons: 15 wins, no more than five losses and 200 strikeouts.
- Was one of six finalists for the Marvin Miller Man of the Year Award.
- Threw his first career complete game, a shutout, on July 12 at Chicago-AL.

POSTSEASON

- Started and lost Game 1 of the ALDS at Baltimore.

2013 SEASON

- Won the AL Cy Young Award, receiving 28-of-30 first place votes, after leading the AL with a career-high 21 wins, ranking second with 240 strikeouts and placing fifth with a 2.90 ERA.
- Earned his first career All-Star nod and started the game for the AL.
- Started the year on a 13-game winning streak, part of a streak of 19 unbeaten starts in-a-row from September 23, 2012-July 8, 2013.
- Recorded his 1,000th career strikeout on August 8 at Cleveland and completed the 1,000th inning of his career on September 15 vs. Kansas City.
- Had 71 wins and 1,045 strikeouts at the time he reached 1,000.0 IP (only other pitcher to match that feat was Pedro Martinez, per *Elias*).

POSTSEASON

- Won Games 1 and 4 of the ALDS against Oakland... Fanned 21 hitters in 13.1 innings in his two ALCS starts against the eventual World Series champion Red Sox.
- Set a single-postseason Tigers record with 34 strikeouts in the playoffs.

2012 SEASON

- Led the AL with 11.1 strikeouts per 9.0 innings... Posted his first career 200-strikeout season...Won 16 decisions, his second straight season with at least 15 wins.

POSTSEASON

- Started Game 4 in the ALDS, ALCS and World Series...Posted a 2.08 ERA (four earned runs/17.1 innings) with 26 strikeouts in those three starts.

2011 SEASON

- Was a 15-game winner with Detroit...Won his first six decisions of the year.
- Made the 100th start of his career on September 21 at Kansas City.

POSTSEASON

- Started and won Game 2 of the ALDS at Yankee Stadium, then pitched 1.1 innings in relief in Detroit's series-clinching Game 5 win in The Bronx...Started two games in the ALCS at Texas.

2010 SEASON

- Made his first career Opening Day roster in his first year with Detroit...Ranked sixth in the AL with 8.5 strikeouts per 9.0 innings.
- Became the first pitcher to whiff 14 or more batters in less than 6.0 innings when he struck out 14 in 5.2 innings on May 30 vs. Oakland...Thanks to *Elias*.

2009 SEASON

- Ranked eighth in the NL with 9.19 strikeouts per 9.0 innings in his first full big league season.

2008 SEASON

- Made his major league debut on April 29, striking out seven in 4.1 perfect innings of relief vs. Houston...Made his first career start on May 5 vs. Philadelphia.

MINOR LEAGUE REVIEW

- **2008:** Named Pacific Coast League Pitcher of the Week for the week of April 6-13.
- **2007:** Made three starts for the Fort Worth Cats (Ind.) before signing with Arizona on May 31...Was the California League Pitcher of the Week for June 11-17, his first full week of his pro career.

BACKGROUND

- Maxwell M. Scherzer graduated from Parkway Central High School (MO)...Is a native of Chesterfield, Missouri.

- Attended the University of Missouri, where he was named the Big 12 Conference Pitcher of the Year as a sophomore in 2005 after going 9-4 with a 1.86 ERA in 16 starts...Pitched for Team USA in the summer of 2005, going 2-1 with a 2.70 ERA and 24 strikeouts in four appearances.

- He and his wife, Erica, have three daughters, Brooklyn, Kacey and Nikki, and a son, Derek...Their third daughter, Nikki, was born on Erica's birthday, January 30, 2023.

CAREER TRANSACTIONS

- Selected by the Arizona Diamondbacks in the first round (11th overall) of the 2006 First-Year Player Draft.
- On the 15-Day Disabled List, March 29-April 14, 2009, with lingering right shoulder soreness.
- Acquired by Detroit along with LHP Daniel Schlereth in a three-team, seven-player trade with New York-AL on December 9, 2009...Detroit sent RHP Edwin Jackson to Arizona and RHP Ian Kennedy was traded to Arizona from New York-AL.
- Signed by Washington to a seven-year contract as a free agent on January 21, 2015.
- On the 10-Day Disabled List, August 15-28, 2017, with left neck inflammation.
- On the Paternity List, July 3-6, 2019.
- On the 10-Day Injured List, July 10-25 2019, with an inflamed bursa sac in his back/shoulder.
- On the 10-Day Injured List, July 26-August 22, 2019, with a mild rhomboid strain.
- On the 10-Day Injured List, June 12-22, 2021, with groin inflammation.
- Acquired by Los Angeles-NL along with INF Trea Turner in exchange for C Keibert Ruiz, RHP Josiah Gray, RHP Gerardo Carrillo and OF Donovan Casey on July 30, 2021.
- Signed by the Mets to a three-year contract as a free agent on December 1, 2021.
- On the 15-Day Injured List, May 19-July 5, 2022, with a strained left oblique.
- On the 15-Day Injured List, September 4-19, 2022, with left side irritation.

ALMOST PERFECT

The Mets have never had a perfect game. Here are the longest perfect outings in team history.

Pitcher	Length	Date & Opponent (How Ended)
Tom Seaver	8.1 innings	July 9, 1969 vs. Chicago-NL (Jimmy Qualls single)
Tom Seaver	7.0 innings	August 30, 1968 vs. St. Louis (Orlando Cepeda double)
Bartolo Colón	6.2 innings	July 23, 2014 at Seattle (Robinson Canó single)
Matt Harvey	6.2 innings	May 7, 2013 vs. Chicago-AL (Álex Ríos single)
Rick Reed	6.2 innings	June 8, 1998 vs. Tampa Bay (Wade Boggs double)
Max Scherzer	6.0 innings	September 19, 2022 vs. Milwaukee (Christian Yelich, double)

CAREER STATISTICS

YEAR	TEAM	W-L	ERA	G	GS	CG	SHO	SV	IP	H	R	ER	HR	HB	BB	SO	WP	BK
2007	Fort Worth (Ind.)	1-0	0.56	3	3	0	0	0	16.0	9	2	1	0	1	4	25	2	1
	Visalia (A)	2-0	0.53	3	3	0	0	0	17.0	5	1	1	0	1	2	30	0	0
	Mobile (AA)	4-4	3.91	14	14	0	0	0	73.2	64	38	32	3	4	40	76	3	0
2008	Tucson (AAA)	1-1	2.72	13	10	0	0	0	53.0	35	19	16	2	2	22	79	1	0
	ARIZONA (NL)	0-4	3.05	16	7	0	0	0	56.0	48	24	19	5	5	21	66	2	0
2009	Visalia (A)	0-0	1.93	1	1	0	0	0	4.2	1	2	1	0	1	4	5	0	0
	ARIZONA (NL)	9-11	4.12	30	30	0	0	0	170.1	166	94	78	20	10	63	174	5	1
2010	DETROIT (AL)	12-11	3.50	31	31	0	0	0	195.2	174	84	76	20	7	70	184	8	0
	Toledo (AAA)#	2-0	0.60	2	2	0	0	0	15.0	4	1	1	0	0	2	17	0	0
2011	DETROIT (AL)	15-9	4.43	33	33	0	0	0	195.0	207	101	96	29	7	56	174	12	0
2012	DETROIT (AL)	16-7	3.74	32	32	0	0	0	187.2	179	82	78	23	5	60	231	2	1
2013	DETROIT (AL)	21-3	2.90	32	32	0	0	0	214.1	152	73	69	18	4	56	240	6	1
2014	DETROIT (AL)	18-5	3.15	33	33	1	1	0	220.1	196	80	77	18	6	63	252	10	1
2015	WASHINGTON (NL)	14-12	2.79	33	33	4	3	0	228.2	176	74	71	27	5	34	276	10	1
2016	WASHINGTON (NL)	20-7	2.96	34	34	1	0	0	228.1	165	77	75	31	6	56	284	2	1
2017	WASHINGTON (NL)	16-6	2.51	31	31	2	0	0	200.2	126	62	56	22	11	55	268	4	0
2018	WASHINGTON (NL)	18-7	2.53	33	33	2	1	0	220.2	150	66	62	23	12	51	300	4	1
2019	WASHINGTON (NL)	11-7	2.92	27	27	0	0	0	172.1	144	59	56	18	7	33	243	0	0
2020	WASHINGTON (NL)	5-4	3.74	12	12	1	0	0	67.1	70	30	28	10	1	23	92	6	0
2021	WASHINGTON (NL)	8-4	2.76	19	19	1	0	0	111.0	71	36	34	18	8	28	147	0	0
	LOS ANGELES (NL)	7-0	1.98	11	11	0	0	0	68.1	48	17	15	5	2	8	89	2	0
2022	METS	11-5	2.29	23	23	0	0	0	145.1	108	39	37	13	11	24	173	1	0
	Binghamton (AA)#	0-0	4.50	2	2	0	0	0	8.0	7	5	4	1	0	2	14	0	0
	Syracuse (AAA)#	0-0	2.45	1	1	0	0	0	3.2	3	1	1	1	0	1	7	0	0
Minor League Totals		9-5	2.88	36	33	0	0	0	175.0	119	67	56	7	8	73	228	4	0
Major League Totals		201-102	3.11	430	421	12	5	0	2682.0	2180	998	927	300	107	701	3193	74	7

- rehabilitation assignment

CAREER PLAYOFF STATISTICS

YEAR	RND	TEAM/OPP	W-L	ERA	G	GS	CG	SHO	SV	IP	H	R	ER	HR	HB	BB	SO	WP	BK
2011	ALDS	DET vs. NYY	1-0	1.23	2	1	0	0	0	7.1	4	1	1	0	1	4	7	0	0
	ALCS	DET vs. TEX	0-1	9.72	2	2	0	0	0	8.1	11	9	9	1	0	5	7	0	0
2012	ALDS	DET vs. OAK	0-0	0.00	1	1	0	0	0	5.1	3	1	0	0	0	1	8	1	0
	ALCS	DET vs. NYY	1-0	1.59	1	1	0	0	0	5.2	2	1	1	0	0	2	10	0	0
	WS	DET vs. SF	0-0	4.26	1	1	0	0	0	6.1	7	3	3	1	0	1	8	0	0
2013	ALDS	DET vs. OAK	2-0	3.00	2	1	0	0	0	9.0	6	3	3	1	0	4	13	1	0
	ALCS	DET vs. BOS	0-1	2.70	2	2	0	0	0	13.1	6	4	4	0	2	7	21	1	0
2014	ALDS	DET vs. BAL	0-1	6.14	1	1	0	0	0	7.1	7	5	5	2	1	1	6	0	0
2016	NLDS	WAS vs. LAD	0-1	3.75	2	2	0	0	0	12.0	10	5	5	3	1	2	12	1	0
2017	NLDS	WAS vs. CHC	0-1	3.68	2	1	0	0	0	7.1	4	5	3	0	2	4	8	0	0
2019	NLWC	WAS vs. MIL	0-0	5.40	1	1	0	0	0	5.0	4	3	3	2	0	3	6	0	0
	NLDS	WAS vs. LAD	1-0	1.13	2	1	0	0	0	8.0	4	1	1	1	0	3	10	0	0
	NLCS	WAS vs. STL	1-0	0.00	1	1	0	0	0	7.0	1	0	0	0	0	2	11	0	0
	WS	WAS vs. HOU	1-0	3.60	2	2	0	0	0	10.0	12	4	4	1	0	7	10	1	0
2021	NLWC	LAD vs. STL	0-0	2.08	1	1	0	0	0	4.1	3	1	1	0	1	3	4	1	0
	NLDS	LAD vs. SF	0-1	1.13	2	1	0	0	1	8.0	3	1	1	1	0	1	12	0	0
	NLCS	LAD vs. ATL	0-0	4.15	1	1	0	0	0	4.1	4	2	2	1	0	1	7	0	0
2022	NLWC	NYM vs. SD	0-1	13.50	1	1	0	0	0	4.2	7	7	7	4	0	0	4	0	0
Postseason Totals		7-7	3.58	27	22	0	0	0	1	133.1	98	56	53	18	8	51	164	6	0
WC Totals		0-1	7.07	3	3	0	0	0	0	14.0	14	11	11	6	1	6	14	1	0
DS Totals		4-4	2.66	14	9	0	0	0	1	64.1	41	22	19	8	5	20	76	3	0
CS Totals		2-2	3.72	7	7	0	0	0	0	38.2	24	16	16	2	2	17	56	1	0
WS Totals		1-0	3.86	3	3	0	0	0	0	16.1	19	7	7	2	0	8	18	1	0

ALL-STAR GAME

YEAR	LEAGUE/SITE	W-L	ERA	G	GS	CG	SHO	SV	IP	H	R	ER	HR	HB	BB	SO	WP	BK
2013	AL/New York (NL)	0-0	0.00	1	1	0	0	0	1.0	0	0	0	0	0	0	1	0	0
2014	AL/Minnesota	1-0	0.00	1	0	0	0	0	1.0	1	0	0	0	0	0	2	0	0
2015	NL/Cincinnati																	
2016	NL/San Diego	0-0	0.00	1	0	0	0	0	1.0	0	0	0	0	0	0	1	0	0
2017	NL/Miami	0-0	0.00	1	1	0	0	0	1.0	1	0	0	0	0	0	2	0	0
2018	NL/Washington	0-0	4.50	1	1	0	0	0	2.0	2	1	1	1	0	1	4	0	0
2019	NL/Cleveland																	
2021	NL/Los Angeles	0-0	0.00	1	1	0	0	0	1.0	0	0	0	0	0	0	1	0	0
All-Star Game Totals		1-0	1.29	6	4	0	0	0	7.0	4	1	1	1	0	1	11	0	0

CAREER FIELDING

POS	G	PO	A	E	PCT	TC	DP
P	430	141	198	16	.955	355	14



KODAI SENGA

#34 RHP

@kodai_senga_

@kodaisenga

HT	6-1	WT	202	BT	L	TH	R
----	-----	----	-----	----	---	----	---

OPENING DAY AGE: 30
 BIRTHDATE: JANUARY 30, 1993
 BIRTHPLACE: GAMAGORI, JAPAN
 RESIDES: FUKUOKA, JAPAN
 MLB SERVICE TIME: 0 YEARS, 0 DAYS
 SIGNED BY: NEW YORK-NL
 HOW OBTAINED: SIGNED AS A FREE AGENT TO A FIVE-YEAR CONTRACT ON DECEMBER 17, 2022
 CONTRACT STATUS: SIGNED THROUGH 2027

MEET THE MET

- Will become the 14th Japanese-born player to appear in at least one game for the Mets, the most by any major league team.
- Had fans vote for his uniform number with the Mets...Had worn #41 with Fukuoka Softbank Hawk.
- Throws a pitch called the "ghost fork," that is so named because its break gives the appearance that it disappears out of the strike zone.
- Has enjoyed pizza the most of the food he's tried in America...Likes cheese, pepperoni and sausage, in addition to corn...Enjoys corn as a topping because it makes the pizza sweeter.
- His desire to play in MLB sprouted from his experience playing against major league stars at the 2017 World Baseball Classic...Struck out 16 and allowed one earned run over 11.0 innings in four games, earning All-Tournament Team honors.
- Grew up watching Yu Darvish and cites his career trajectory as a reason for wanting to play stateside.
- Enters the season as the 16th-best prospect in baseball according to *Baseball America*.

CAREER HIGHLIGHTS

- Spent 11 seasons in Japan's Nippon Professional Baseball with the Fukuoka Softbank Hawks...Went 87-44 with a 2.59 ERA (313 ER/1,089.0 IP) and 1,252 strikeouts (10.3 K/9.0) in his NPB career.

- Is a three-time NPB All-Star (2013, 2017, 2019), a two-time Pacific League Best Nine Award winner (2019, 2020) and a two-time Mitsui Golden Glove Award winner (2019, 2020).
- Led the Pacific League in strikeouts twice (227 in 2019 and 149 in 2020) and led the Pacific League in wins with 11 in 2020.
- Hurlled 3.0 scoreless innings in two appearances to help Japan earn a gold medal at the 2021 Tokyo Olympics.

2022 SEASON

- Went 11-6 with a 1.94 ERA (31 ER/144.0 IP), 156 strikeouts, a 1.06 WHIP and a 0.4 HR/9 rate over 22 appearances.

2021 SEASON

- Went 10-3 with a 2.66 ERA (25 ER/84.2 IP), 90 strikeouts and a 1.03 WHIP in 13 outings.

2020 SEASON

- Was tied for the Pacific League lead with 11 wins and 149 strikeouts.
- Earned his second career Pacific League Best Nine Award and Mitsui Golden Glove Award.

2019 SEASON

- Was named an NPB All-Star for the third time in his career after he led the Pacific League with 227 strikeouts and 180.1 innings.

METS CONNECTION TO JAPAN

The Mets have had 14 Japanese-born players, the most for any major league team. The names and years are below.

Player	Year with Mets
Norichika Aoki	2017
Ryota Igarashi	2010-2011
Kazuhisa Ishii	2005
Takashi Kashiwada	1997
Satoru Komiyama	2002
Daisuke Matsuzaka	2013-2014
Kazuo Matsui	2004-2006

Player	Year with Mets
Hideo Nomo	1998
Kodai Senga	2023-
Tsuyoshi Shinjo	2001, 2003
Hisanori Takahashi	2010
Ken Takahashi	2009
Shingo Takatsu	2005
Masato Yoshii	1998-1999

- Earned his first career Pacific League Best Nine Award and Mitsui Golden Glove Award.
- Threw a no-hitter with 12 strikeouts on September 6 vs. Chiba Lotte Marines.

2018 SEASON

- Finished second in the Pacific League with 163 strikeouts and tied for third with 13 wins.

2017 SEASON

- Was a NPB All-Star for the second time in his career.

2016 SEASON

- Finished second in the Pacific League with 181 strikeouts...Established a career-best .800 winning percentage after going 12-3 over 25 outings.

2015 SEASON

- Went 2-1 and allowed only one run over 22.1 innings in four games (three starts)

2014 SEASON

- Finished third in the Pacific League with a 12.6 SO/9 rate.

2013 SEASON

- Earned his first career NPB All-Star selection after posting a 2.40 ERA (15 ER/56.1 IP) in 51 relief appearances.

2012 SEASON

- Made his NPB debut with the Fukuoka Softbank Hawks.

BACKGROUND

- Kodai Senga was born in Gamagori, Aichi Prefecture...Began his career as a third baseman before converting to a pitcher in high school.

CAREER TRANSACTIONS

- Signed by the New York Mets as a free agent to a five-year contract on December 17, 2022.

CAREER STATISTICS

YEAR	TEAM	W-L	ERA	G	CG	SHO	SV	IP	H	R	ER	HR	HB	BB	SO	WP	BK
2012	Softbank (NPB)	0-1	9.64	2	0	0	0	4.2	7	7	5	0	0	8	1	0	0
2013	Softbank (NPB)	1-4	2.40	51	0	0	1	56.1	32	16	15	1	1	26	85	10	1
2014	Softbank (NPB)	1-1	1.99	19	0	0	0	22.2	17	5	5	0	1	5	28	1	0
2015	Softbank (NPB)	2-1	0.40	4	0	0	0	22.1	9	2	1	0	0	10	21	0	0
2016	Softbank (NPB)	12-3	2.61	25	3	0	0	169.0	125	52	49	16	6	53	181	7	1
2017	Softbank (NPB)	13-4	2.64	22	0	0	0	143.0	107	47	42	15	2	46	151	6	0
2018	Softbank (NPB)	13-7	3.51	22	1	1	0	141.0	116	57	55	21	5	58	163	5	0
2019	Softbank (NPB)	13-8	2.79	26	2	2	0	180.1	134	60	56	19	8	75	227	4	1
2020	Softbank (NPB)	11-6	2.16	18	1	0	0	121.0	90	37	29	4	2	57	149	5	0
2021	Softbank (NPB)	10-3	2.66	13	0	0	0	84.2	60	25	25	2	2	27	90	7	0
2022	Softbank (NPB)	11-6	1.94	22	1	0	0	144.0	103	37	31	7	3	49	156	2	2
NPB Totals		87-44	2.59	224	8	3	1	1089.0	800	345	313	85	30	414	1252	47	5

WORLD BASEBALL CLASSIC

YEAR	CLUB	W-L	ERA	G	GS	CG	SHO	SV	IP	H	R	ER	HR	HB	BB	SO	WP	BK
2017	Japan	1-1	0.82	4	1	0	0	0	11.0	7	1	1	0	1	1	16	0	0

FIRST BATTER FACED

Here is a look at how some notable Mets fared against their first batter.

Pitcher	Date	Opponent	Batter	Result
Tug McGraw	4/18/65 (G2)	vs. San Francisco	Orlando Cabrera	Struck out looking
Nolan Ryan	9/11/66	vs. Atlanta	Pat Jarvis	Struck out swinging
Tom Seaver	4/13/67	vs. Pittsburgh	Matty Alou	Doubled to rightfield
Jerry Koosman	4/14/67	at Philadelphia	Clay Dalrymple	Grounded out to first
Jon Matlack	7/11/71 (G2)	at Cincinnati	Pete Rose	Grounded out to third
Ron Darling	9/6/83	vs. Philadelphia	Joe Morgan	Struck out swinging
Dwight Gooden	4/7/84	at Houston	Bill Doran	Grounded out to second
David Cone	4/11/87	vs. Atlanta	Dion James	Struck out swinging
Al Leiter	4/2/98	vs. Philadelphia	Doug Glanville	Singled to centerfield
Pedro Martínez	4/4/05	at Cincinnati	D'Angelo Jiménez	Flied out to centerfield
Johan Santana	3/31/08	at Florida	Hanley Ramirez	Struck out looking
Jacob deGrom	5/15/14	vs. Yankees	Brett Gardner	Flied out to right
Max Scherzer	4/8/22	vs. Nationals	César Hernández	Bunt Groundout



HAYDEN SENER

NON-ROSTER INVITE

#98 **C**

@senger15

@Senger15

HT	6-1	WT	210	BT	R	TH	R
----	-----	----	-----	----	---	----	---

OPENING DAY AGE: 25
 BIRTHDATE: APRIL 3, 1997
 BIRTHPLACE: HAMILTON, OH
 RESIDES: OXFORD, OH
 MLB SERVICE TIME: 0 YEARS, 0 DAYS
 SIGNED BY: CHRIS HERVEY
 HOW OBTAINED: METS 24TH-ROUND PICK IN THE 2018 FIRST-YEAR PLAYER DRAFT
 CONTRACT STATUS: SIGNED THROUGH 2023

MEET THE MET

- Said of his choice of position in a 2018 *Journal-News* interview: "I enjoy blocking baseballs. I enjoy wearing baseballs off the chest, the arms, the thighs, really anywhere. It's a little bit of a weird thing to say, but I like having bruises on my body. It makes me feel like I'm doing a little extra."

MINOR LEAGUE REVIEW

- 2022:** Went 63-265 (.238) in 77 games with Binghamton (AA)...Enjoyed a six-game stint with Syracuse (AAA) in June where he hit safely in four of the six contests.
- 2021:** Split the season between Brooklyn (A+) and Binghamton (AA) where he combined to hit .263/.341/.429 with 33 runs, 18 doubles, two triples, five home runs and 14 RBI...Played for Salt River in the Arizona Fall League following the season.

- 2019:** Spent the entire season with Columbia (A)... Caught 33 of 87 (37.9 percent) runners attempting to steal a base in his first full professional season.
- 2018:** Made his professional debut with Kingsport (R) before being promoted to Brooklyn (A) on July 14.

BACKGROUND

- Hayden Craig Senger graduated from Lakota East (OH) High School before attending Miami (OH) University.

CAREER TRANSACTIONS

- Selected by the New York Mets in the 24th round of the 2018 First-Year Player Draft.

CAREER STATISTICS

YEAR	TEAM	AVG	G	AB	R	H	2B	3B	HR	RBI	SH	SF	HBP	BB	SO	SB	CS	SLG	OBP	E
2018	Kingsport (R)	.400	10	35	12	14	4	0	1	6	0	0	2	4	8	0	0	.600	.488	0
	Brooklyn (A)	.250	22	68	9	17	3	1	0	12	0	1	5	9	23	0	1	.324	.373	5
2019	Columbia (A)	.230	90	304	27	70	21	1	4	36	1	4	19	25	64	0	0	.345	.324	8
	Brooklyn (A+)	.302	11	43	10	13	5	1	2	4	0	0	1	3	16	0	0	.605	.362	1
2021	Binghamton (AA)	.254	50	181	23	46	13	1	3	10	0	1	7	16	62	0	0	.387	.337	5
	Binghamton (AA)	.238	77	265	31	63	14	2	5	31	0	2	9	21	99	3	0	.362	.313	6
2022	Syracuse (AAA)	.261	6	23	1	6	1	0	0	0	0	0	0	7	0	0	.304	.261	0	
	Minor League Totals	.249	266	919	113	229	61	6	15	99	1	8	43	78	279	3	1	.378	.334	25



DREW SMITH

#40 RHP

@drewsmith

@DrewBU3

HT	6-1	WT	192	BT	R	TH	R
----	-----	----	-----	----	---	----	---

OPENING DAY AGE: 29

BIRTHDATE: SEPTEMBER 24, 1993

BIRTHPLACE: FORT WORTH, TX

RESIDES: CROWLEY, TX

MLB SERVICE TIME: 4 YEARS, 34 DAYS

SIGNED BY: CHRIS WIMMER (DETROIT)

HOW OBTAINED: ACQUIRED FROM THE TAMPA BAY RAYS ON JULY 27, 2017 IN EXCHANGE FOR INF LUCAS DUDA

CONTRACT STATUS: ELIGIBLE FREE AGENT AFTER 2024

MEET THE MET

- During the offseason, helps coach the Varsity Baseball team at his alma mater, Crowley High School.
- Would have been an engineer if he did not play baseball.
- Enjoys paddle boarding, cooking and golfing in the offseason.
- His favorite player growing up was Michael Young...Was a position player until he started pitching at 14 years old.
- His father owns a landscaping business, while his mother is the children's director for his church.
- He had issues walking straight when he was younger...His father made him wear his size 12 cowboy boots so he was forced to walk with his toes facing forward.
- Is a big Dallas Cowboys fan.

2022 SEASON

- Set career-highs in games (44), innings (46.0) and strikeouts (53), while his three wins tied a career-high set in 2021.
- Did not allow a run in his first 12 games of the season...Tossed a career-high 13.1 scoreless innings during that span...Was one of nine pitchers in franchise history to not give up a run in their first 12 games of the season.
- After returning from the Injured List on September 20, allowed just one run over 5.0 innings in his final seven games of the regular season.
- Struck out four batters over 1.1 innings in the Mets combined no-hitter on April 29 vs. Philadelphia, the second no-hitter in franchise history.
- Struck out a career-high five batters on July 13 at Atlanta.

POSTSEASON

- Appeared in his first career Postseason game, throwing 1.0 scoreless inning in Game 3 of the NL Wild Card Series on October 9 vs. San Diego.

2021 SEASON

- Set career-highs ERA (2.40), wins (three) and WHIP (1.05)...Led Mets relievers with 10 relief appearances of at least 2.0 innings.
- Missed the first three weeks and the final six weeks of the year with right shoulder injuries.
- Had a career-best 9.2-inning scoreless streak from June 20-July 7...Tossed a career-high 2.2 innings on July 18 at Pittsburgh.

2020 SEASON

- Was part of the Mets' 60-man player pool and had four stints with the team...Returned from 2019 "Tommy John" surgery on July 25, his first appearance since September 29, 2018.
- Held lefties to a .182 (2-11) batting average.

CAREER BESTS

WIN STREAK

2 games

2x, last, 7/24/22-present

LOSS STREAK

2 games

2x, last, 6/29/22-7/17/22

STRIKEOUTS GAME

5 strikeouts

7/13/22 at Atlanta

LONGEST OUTING, RELIEVER

2.2 innings

7/18/21 at Pittsburgh

MOST WALKS GAME

3 walks

6/24/22 at Miami

SCORELESS STREAK

13.1 innings

4/8/22-5/10/22

SMITH, DREW

2019 SEASON

- Had Tommy John surgery at the Hospital for Special Surgery on March 12...Missed the entire season.

2018 SEASON

- Made his major league debut on June 23 vs. Los Angeles-NL with 1.0 scoreless inning.
- Earned his first major league win on September 3 at Los Angeles-NL...Fired 1.0 scoreless frame.
- Posted a 1.33 ERA (three earned runs/20.1 innings) from July 31-September 17.

MINOR LEAGUE REVIEW

- **2017:** Pitched for five different teams and three different organizations.
- **2015:** Named a New York-Penn League mid-season All-Star while pitching for Connecticut (A).

BACKGROUND

- Andrew (Drew) David Smith graduated from Crowley (TX) High School where he was named the 2012 District MVP...Graduated in the top five percent of his class and received the Marine Corps Distinguished Athlete Award.
- Pitched for the Mat-Su Miners of the Alaska Baseball League during the summer of 2013 and was named the league's fifth-best prospect by Baseball America...Other notable Alaska Baseball League alumni include Aaron Judge (2011), Paul Goldschmidt (2008) and Stephen Piscotty (2010).

- Played collegiately at Dallas Baptist University for three seasons before being selected by Detroit in the third round of the 2015 First-Year Player Draft.
- At the time of his drafting, Smith was the fifth-highest draft pick in school history.

CAREER TRANSACTIONS

- Selected by the Detroit Tigers in the third round of the 2015 First-Year Player Draft.
- Acquired by Tampa Bay on April 28, 2017, as the PTBNL to complete a trade that sent OF Mikie Mahtook to Detroit on January 18, 2017.
- Acquired by the Mets on July 27, 2017, in exchange for INF Lucas Duda.
- On the 10-Day Injured List, March 28, retroactive to March 25, 2019, after undergoing Tommy John surgery...Transferred to the 60-Day Injured List, May 3, 2019...Missed the rest of the season.
- On the 10-Day Injured List, April 1-25, 2021, with right shoulder soreness.
- On the 10-Day Injured List, August 14, 2021, with right shoulder inflammation...Missed the rest of the season.
- On the 15-Day Injured List, July 28-September 20, 2022, retroactive to July 25, with a right lat strain.

CAREER STATISTICS

YEAR	TEAM	W-L	ERA	G	GS	CG	SHO	SV	IP	H	R	ER	HR	HB	BB	SO	WP	BK
2015	GCL Tigers (R)	0-0	0.00	1	0	0	0	0	1.2	1	0	0	0	1	0	3	0	0
	Connecticut (A)	2-0	0.33	11	0	0	0	2	27.2	15	1	1	0	1	4	33	2	0
	West Michigan (A)	1-0	0.00	1	0	0	0	0	1.2	1	1	0	0	0	1	2	0	0
2016	West Michigan (A)	1-2	2.96	35	0	0	0	4	48.2	34	18	16	0	4	23	62	5	0
	Lakeland (A)	1-0	0.77	7	0	0	0	0	11.2	4	2	1	0	0	4	12	1	0
2017	Charlotte (A)	0-2	2.20	20	0	0	0	7	28.2	26	11	7	1	0	5	28	0	0
	Durham (AAA)	0-0	0.00	1	0	0	0	0	1.0	1	0	0	0	0	0	0	0	0
	Montgomery (AA)	0-0	0.00	3	0	0	0	0	3.2	1	0	0	0	1	0	0	0	0
	Binghamton (AA)	3-2	1.80	11	0	0	0	0	15.0	8	4	3	1	0	5	17	0	0
	Binghamton (AA)	0-0	2.08	2	0	0	0	1	4.1	2	1	1	0	0	1	6	0	0
2018	Las Vegas (AAA)	5-1	2.76	23	1	0	0	2	32.2	26	12	10	3	4	12	30	3	0
	METS	1-1	3.54	27	0	0	0	0	28.0	34	11	11	2	2	6	18	1	0
2019		Did Not Pitch - Injured																
2020	METS	0-1	6.43	8	0	0	0	0	7.0	6	6	5	2	0	2	7	1	0
2021	METS	3-1	2.40	31	1	0	0	0	41.1	28	13	11	7	2	16	41	0	0
	Syracuse (AAA)	0-0	0.00	1	0	0	0	1	2.0	2	0	0	0	0	1	0	0	0
2022	METS	3-3	3.33	44	0	0	0	0	46.0	38	17	17	9	0	15	53	0	0
	Binghamton (AA)	0-0	0.00	1	0	0	0	0	1.0	1	0	0	0	0	0	2	1	0
	Syracuse (AAA)	0-0	0.00	3	0	0	0	0	3.0	2	0	0	0	0	1	4	1	0
Minor League Totals		13-7	1.92	120	1	0	0	17	183.0	124	50	39	5	11	57	200	13	0
Major League Totals		7-6	3.24	110	1	0	0	0	122.1	106	47	44	20	4	39	119	2	0

CAREER FIELDING

Pos	G	PO	A	E	PCT	TC	DP
P	110	6	9	0	1.000	15	2



DJ
STEWART
 #86 **OF**
 @GOODJ8

NON-ROSTER INFINITE

HT	6-0	WT	230	BT	L	TH	R
----	-----	----	-----	----	---	----	---

OPENING DAY AGE: 29
 BIRTHDATE: NOVEMBER 30, 1993
 BIRTHPLACE: GAINESVILLE, FL
 RESIDES: ST. AUGUSTINE, FL
 MLB SERVICE TIME: 2 YEARS, 69 DAYS
 SIGNED BY: ARTHUR MCCONNEHEAD (BALTIMORE)
 HOW OBTAINED: SIGNED AS A MINOR LEAGUE FREE AGENT ON
 FEBRUARY 2, 2023
 CONTRACT STATUS: SIGNED THROUGH 2023

MEET THE MET

- His mom played softball at Santa Fe College (FL) and his dad, Reggie, was a 13th-round draft pick by the San Diego Padres in 1991.
- Was high school baseball and football teammates with NFL tight end Hayden Hurst and grew up in the same neighborhood as NFL running back Derrick Henry.
- Growing up, his mom was a University of Florida fan, but his dad was a Florida State fan...Stewart ended up attending FSU.
- Knows some card and magic tricks, and enjoys hunting.

2022 SEASON

- Appeared in three games for the Orioles as a pinch hitter.

2021 SEASON

- His 7.23 PA/BB ranked sixth in the AL and 15th in the majors among batters with at least 300 plate appearances.

2020 SEASON

- Homered in four-straight games from September 5-9 for the first time in his career...Homered in three consecutive at-bats for his first three hits of the season.
- Recorded his first career multi-home run game on September 5 vs. New York-AL.
- Led the Orioles with 20 walks...Appeared on his first career Opening Day roster.

2019 SEASON

- Underwent a microfracture procedure on his right ankle following the season on October 17.

2018 SEASON

- Made his major league debut on September 12 vs. Oakland, starting in left field...Collected his first hit on September 18 vs. Toronto, a single in the fourth inning off RHP Aaron Sanchez.
- Hit safely in five-straight games (September 18-23) after starting his career 0-for-13...Hit his first career home run on September 19 vs. Toronto.

MINOR LEAGUE REVIEW

- **2018:** Led Norfolk in home runs (12), tied for first in doubles (24), and was second in hits (99), runs (59), stolen bases (11), and RBI (55)...Named an International League Mid-Season All-Star.
- **2017:** Earned Orioles Player of the Month honors for August after going .340/.446/.610 (34-for-100) with nine doubles, six home runs, 17 runs scored, 20 RBI, and 18 walks over 27 games...Ranked fourth among Orioles minor leaguers in RBI, and fifth in home runs and stolen bases...Reached base safely in 44-straight games to close out the season...Entered the season ranked as the No. 19 Orioles prospect, according to Baseball America.

CAREER BESTS

HITS, GAME

3 hits

6x, last, 6/6/21, Baltimore vs. Cleveland

HOME RUNS, GAME

2 home runs

2x, last, 8/12/21, Baltimore vs. Detroit

LEADOFF HR

None

WALK-OFF HOME RUNS

None

PINCH-HIT HOME RUNS

None

RBI, GAME

4 RBI

9/14/20, Baltimore vs. Atlanta

STOLEN BASES, GAME

1 stolen base

3x, last, 5/28/19, Baltimore vs. Detroit

HITTING STREAK

5 games

2x, last, 8/19/19-8/23/19

GRAND SLAMS

None

STEWART, DJ

- **2016:** Began the season with Class-A Delmarva... Ranked fourth in the Orioles organization with 26 stolen bases...Following the regular season, played in the Arizona Fall League for the Peoria Javelinas...Selected as a Fall Star (member of the West Division Fall Stars roster)...Entered the season as a top Orioles prospect according to MLB.com (No. 7) and Baseball America (No. 9)...Ranked as the No. 9 prospect in the New York-Penn League by Baseball America following the season
- **2015:** Made his professional debut with Short-Season A Aberdeen.

BACKGROUND

- Demetrius Jerome "DJ" Stewart graduated from The Bolles School (FL) in Jacksonville before attending Florida State University.
- Won five state championships in high school (three in football and two in baseball)...As a sophomore at Florida State University, was named the Atlantic Coast Conference Player of the Year... During his junior year at FSU, led the nation with 69 walks and batted .318 with 15 home runs, 59 RBI, and posted a .500 OBP.

- Is married...His wife's name is Brooke.

CAREER TRANSACTIONS

- Selected by the Baltimore Orioles in the first round (25th overall) of the 2015 First-Year Player Draft.
- On the 10-Day Injured List, June 6-July 14, 2019, with a right ankle sprain.
- On the 7-Day Injured List, August 7-16, 2019, with a right ankle sprain.
- On the 10-Day Injured List, April 1-10, 2021, with a strained left hamstring.
- On the 60-Day Injured List, September 21, 2021, with a right knee osteochondral defect...Missed the rest of the season.
- Signed by the Mets as a minor league free agent on February 2, 2023.

CAREER STATISTICS

YEAR	TEAM	AVG	G	AB	R	H	2B	3B	HR	RBI	SH	SF	HBP	BB	SO	SB	CS	SLG	OBP	E	
2015	Aberdeen (A)	.218	62	238	25	52	8	2	6	24	1	4	2	23	52	4	1	.345	.288	3	
2016	Delmarva (A)	.230	62	213	27	49	12	1	4	25	0	2	5	42	58	16	6	.352	.366	3	
	Frederick (A)	.279	59	201	41	56	12	2	6	30	1	1	1	36	46	10	3	.448	.389	5	
2017	Bowie (AA)	.278	126	457	80	127	26	2	21	79	0	6	12	65	87	20	4	.481	.378	3	
2018	Norfolk (AAA)	.235	116	421	59	99	24	2	12	55	0	7	8	54	103	11	4	.387	.329	6	
	BALTIMORE (AL)	.250	17	40	8	10	3	0	3	10	0	1	2	4	12	2	1	.550	.340	0	
	2019	GCL Orioles (R)#	.133	5	15	4	2	0	0	2	3	0	0	1	4	5	0	0	.533	.350	0
	Bowie (AA)	.308	4	13	5	4	1	0	1	6	0	0	1	3	2	0	0	.615	.471	0	
2019	Norfolk (AAA)#	.291	63	230	42	67	19	2	12	47	2	3	4	38	51	5	4	.548	.396	3	
	BALTIMORE (AL)	.238	44	126	15	30	6	0	4	15	0	1	1	14	26	1	2	.381	.317	2	
	2020	BALTIMORE (AL)	.193	31	88	13	17	2	0	7	15	2	0	2	20	38	0	0	.455	.355	3
2021	BALTIMORE (AL)	.204	100	270	39	55	10	0	12	33	0	0	4	44	89	0	0	.374	.324	4	
2022	FCL Orioles (R)	.429	5	14	2	6	1	0	0	1	0	0	1	3	1	0	0	.500	.556	1	
	Norfolk (AAA)	.256	29	86	18	22	2	0	6	17	0	0	3	16	28	2	0	.488	.390	1	
	BALTIMORE (AL)	.000	3	3	0	0	0	0	0	0	0	0	0	0	2	0	0	.000	.000	0	
Minor League Totals		.256	531	1888	303	484	105	11	70	287	4	23	38	284	433	68	22	.435	.361	50	
Major League Totals		.213	195	527	75	112	21	0	26	73	2	2	9	82	167	3	3	.400	.327	9	

#Rehab Assignment

CAREER FIELDING

POS	G	PO	A	E	PCT	TC	DP
OF	150	249	8	9	.966	266	3



JUSTIN VERLANDER

#35 RHP

@justinverlander

@JustinVerlander

HT	6-5	WT	235	BT	R	TH	R
----	-----	----	-----	----	---	----	---

OPENING DAY AGE: 40

BIRTHDATE: FEBRUARY 20, 1983

BIRTHPLACE: MANAKIN SABOT, VA

RESIDES: LAKELAND, FL

MLB SERVICE TIME: 17 YEARS, 2 DAYS

SIGNED BY: BILL BUCK (DETROIT)

HOW OBTAINED: SIGNED AS A FREE AGENT TO A TWO-YEAR

CONTRACT ON DECEMBER 7, 2022

CONTRACT STATUS: SIGNED THROUGH 2024 WITH A VESTING

OPTION FOR 2025

🏆 ROOKIE OF THE YEAR 2006 (AL) MVP: 2011 (AL) 🏆 CY YOUNG: 2011, 2019, 2022 🏆 COMEBACK PLAYER OF THE YEAR 2022 (AL)
 ☆ ALL-STAR: 2007, 2009, 2010, 2011, 2012, 2013, 2018, 2019, 2022 🏆 FIRST TEAM ALL-MLB: 2019, 2022

MEET THE MET

- Is married to actress and model Kate Upton...Upton was the cover model for the Sports Illustrated Swimsuit Issue in 2012, 2013 and 2017....She has starred in multiple movies, including The Other Woman (2014) and The Layover (2017).
- Following Hurricane Harvey in 2017, he and the Wins for Warriors Foundation launched a grant-making program to provide financial assistance to military and veteran families impacted by the hurricane...He personally donated \$100,000 towards starting the fund, and committed his entire playoff share to Wins for Warriors...The Astros Foundation also matched the grants awarded up to \$100,000.
- Used to eat Taco Bell before every start...Got rid of the superstition after the 2013 season.

CAREER HIGHLIGHTS

- Is one of 11 pitchers ever with at least three Cy Youngs...Took home the award with Detroit in 2011 and with Houston in 2019 and 2022.
- Is one of two pitchers in MLB history to have won the MVP, Cy Young and Rookie of the Year award, joining Don Newcombe.
- Named the AL Most Valuable Player and was unanimously voted the AL Cy Young Award winner in 2011...Became the 10th pitcher in Major League history to win both the Most Valuable Player and Cy Young Awards during the same season.
- Has been selected to nine All-Star games, tied with Clayton Kershaw for the most by an active pitcher and tied for 10th all-time among pitchers...Started the Midsummer Classic in 2012 and 2019...Is one of 12 pitchers to start an All-Star game with multiple teams.
- One of 19 pitchers all-time to accumulate 3,000 career strikeouts...Ranks 12th all-time and is the active leader in that category with 3,193 punchouts.
- Is the active leader in career wins (244) and quality starts (327)...Ranks in the top five among active pitchers in starts (second, 482), innings pitched (second, 3163.0), winning percentage (fourth, .647) and ERA (fifth, 3.24).
- Is one of six pitchers in major league history with three career no-hitters...Also Nolan Ryan (seven), Sandy Koufax (four), Bob Feller (three), Cy Young (three) and Larry Corcoran (three).
- Is a nine-time AL Player of the Week award winner...Owns the fourth-most Player of the Week awards by a pitcher since the award's inception in 1973, trailing only Nolan Ryan (13), Roger Clemens (11) and Randy Johnson (10).
- Has 230 career Postseason strikeouts, the most all-time...Ranks second in Postseason history in wins (16), tied for third in starts (34) and fourth in innings pitched (207.2).

CAREER BESTS

WIN STREAK

12 games
4/6/13-7/3/13

LOSS STREAK

4 games
3x, last, 8/27/08-9/20/08

STRIKEOUTS, GAME

15 strikeouts
6/12/19, Houston vs. Milwaukee

DOUBLE-DIGIT STRIKEOUT GAMES

72 games
last, 10 strikeouts, 10/4/22,
Houston vs. Philadelphia

LONGEST OUTING, STARTER

9.0 innings
23x, last, 9/1/19, Houston at Toronto

MOST WALKS, GAME

7 walks
8/16/06, Detroit at Boston

SCORELESS STREAK

20.0 innings
2x, last, 9/24/11-4/11/12

LAST COMPLETE GAME

9/1/19, Houston at Toronto (Won, 2-0)

LAST COMPLETE-GAME SHUTOUT

9/1/19, Houston at Toronto (Won, 2-0)

FEWEST HITS, COMPLETE GAME

3 no-hitters
6/12/07, Detroit vs. Milwaukee
5/7/11, Detroit at Toronto
9/1/19 Houston at Toronto

FEWEST WALKS, COMPLETE GAME

0 walks
8/21/19 Houston vs. Detroit

VERLANDER, JUSTIN

2022 SEASON

- Took home his third career Cy Young award (also: 2011 and 2019)...Won the award in unanimous fashion for the second time (also: 2011).
- Won AL Comeback Player of the Year after missing the majority of the prior two seasons recovering from Tommy John Surgery.
- Selected to the All-Star Game for the ninth time in his career, but did not pitch.
- Led the majors in ERA (1.75), the lowest mark posted by an AL Pitcher in a full season since Pedro Martínez had a 1.74 ERA in his Cy Young-season of 2000...Also led the majors in WHIP (0.83), opponent's average (.186) and opponent's OPS (.497)...Led the AL in wins (18) and winning percentage (.818).
- Reached 3,000.0 career innings pitched on April 16 at Seattle, becoming the 138th pitcher in MLB history to achieve the feat...Also became the 17th pitcher in MLB history to record 3,000.0 innings pitched and 3,000 strikeouts.
- Did not allow a homer in his final 10 starts (58.2 IP)...Ranked third in the AL in home runs per nine innings (0.62) and posted the lowest ratio by a right-handed pitcher in the AL.
- Had three starts in which he did not allow a hit... Two of those were 5.0-inning outings and the third was 6.0 innings...Is the first pitcher in MLB history to make three hitless starts of 5.0 or more innings in a single season.
- Had a season-high nine-game winning streak from June 24-September 22...During the streak, he recorded a 1.34 ERA (12 ER/80.2 IP) with 86 strikeouts...Was tied for the second-longest streak in the AL.

POSTSEASON

- Went 2-0 with a 5.85 ERA (13 ER/20.0 IP) and 25 strikeouts in four starts as the Astros captured their second World Series title.
- Allowed six runs over 4.0 innings in Game 1 of the ALDS against Seattle.
- Earned the win in Game 1 of the ALCS vs. New York...Allowed one run over 6.0 innings and recorded a 2022 Postseason-high 11 strikeouts.
- Picked up his first career World Series victory over Philadelphia in Game 5...Allowed one run over 5.0 innings with six strikeouts...Became the fourth-oldest starting pitcher to earn a win in the World Series...Had the most World Series starts ever (eight) without recording a win before Game 5.

2021 SEASON

- Missed the entire season while recovering from Tommy John surgery, performed on September 30, 2020.

2020 SEASON

- Made one start for the Astros, earning the win on Opening Day, July 24 vs. Seattle...Became the 10th pitcher in major league history to make 12 career Opening Day starts...Eight of the other nine are Hall of Famers.
- Placed on the 10-Day Injured List on July 27 with a right forearm strain...Rehabbed the injury in an attempt to come back in September but ultimately underwent Tommy John surgery.

2019 SEASON

- Won his second Cy Young award and started the All-Star game for the second time in his career.
- Led MLB in wins (21), opponent batting average (.172), WHIP (0.80) and innings (223), ranked tied for first in quality starts (26) and second in strikeouts...Ranked second in the AL in ERA.
- Posted a career-best WHIP (0.80), the third-best WHIP in a single season in the modern era (since 1900), behind Pedro Martínez (0.74 in 2000) and Walter Johnson (0.77 in 1913)...Posted a .172 opponents' average, which was the seventh-best mark in MLB's modern era...Was best mark since Pedro Martínez in 2000 (.167).
- Threw his third career no-hitter on September 1 at Toronto, striking out 14 batters in 9.0 innings... Became the first pitcher in MLB history with multiple no-hitters at a single road venue... Became the third pitcher all-time with multiple no-hitters against a single team, joining Addie Joss vs. Chicago-AL (1908, 1910) and Tim Lincecum vs. San Diego (2013-14)...Became the eighth pitcher in MLB history to throw a no-hitter with multiple teams.
- Became the 18th pitcher in MLB history to record 3,000 career strikeouts when he reached the mark in his final start of the season on September 28 at Los Angeles-AL...His 3,000th punchout was his sixth of the night, a swinging strikeout of Angels' RF Kole Calhoun, who reached first on what was ruled a wild pitch...Recorded 12 strikeouts, which was his exact number needed to reach 300 strikeouts for the season for the first time in his career...Became the second pitcher in MLB history to reach 300 strikeouts in a season and 3,000 strikeouts in a career within the same game, joining Randy Johnson, who did so on September 10, 2000 at Florida, while pitching for Arizona...Reached strikeout number 3,000 on inning number 2,979.2 and in his 453rd game...Per *Elias*, became the fourth-fastest to 3,000 strikeouts by innings and the fifth-fastest in terms of games.
- Struck out a career-high 15 batters while issuing no walks over 7.0 innings on June 12 vs. Milwaukee.
- Posted 10 or more strikeouts in seven consecutive games from July 19-August 21...Struck out 79 batters over 46.0 innings pitched during the run, which was good for a 15.46 strikeouts per 9.0 innings ratio...Struck out nearly half of the 175 batters he faced (45.1% strikeout rate).

POSTSEASON

- Started six games, the most ever by an Astros pitcher in a single Postseason.
- Threw 7.0 scoreless innings, allowing one hit with eight strikeouts in Game 1 of the ALDS vs. Tampa Bay...Became the 14th pitcher in Postseason history to toss 7.0+ scoreless innings of one-hit ball.
- Went 0-2 with a 5.73 ERA (seven earned runs/11.0 innings) and nine strikeouts in two starts against Washington in the World Series.

2018 SEASON

- Finished second in the AL Cy Young voting...Was named to his seventh-career AL All-Star team.
- Was the AL Pitcher of the Month for May, and received two AL Player of the Week awards (April 9-15, September 10-16).
- Led the AL in strikeouts (290), quality starts (26), fWAR (6.8), opponent on-base percentage (.242) strikeout to walk ratio (7.84) and WHIP (0.90) while ranking tied for first in starts (34), second in innings pitched (214.0), second in strikeouts per 9.0 innings (12.20) and second in walks per 9.0 innings (1.56).
- Recorded his 200th-career win on August 19 at Oakland.
- Began his Astros career with an 11-game regular season win-streak that spanned from August 20, 2017-April 25, 2018, the longest such streak by an Astros pitcher in franchise history.
- Allowed three earned runs or fewer in each of his first 21 career starts with Houston, a club record (previously 14 starts by Darryl Kile in 1991)...Was the second-longest streak in club history, behind Larry Dierker's 22-start streak set from 1972-74.

POSTSEASON

- Made three starts, going 2-1 with a 4.15 ERA (eight earned runs/17.1 innings) and 17 strikeouts.
- Earned his 12th-career Postseason victory in Game 1 of the ALDS vs. Cleveland, pitching Houston to a 7-2 win at Minute Maid Park...Gave up two runs on two hits over 5.1 innings, striking out seven with two walks...Improved to 7-0 with a 2.38 ERA (17 earned runs/64.1 innings) in 11 career games in the Division Series, tying John Smoltz and Andy Pettitte for the most Division Series wins in MLB history.
- Pitched Houston to a 7-2 win at Fenway Park in Game 1 of the ALCS...Allowed two runs on two hits over 6.0 innings...Was his third consecutive victory in the League Championship Series...Became the first pitcher to record a win in three consecutive LCS starts since Roy Oswalt (2005-10).
- Took the loss in Game 5 of the ALCS vs. Boston, snapping his consecutive scoreless innings streak in elimination games at 26.0 innings (MLB record)...Gave up four runs on seven hits in 6.0 innings.

2017 SEASON

- Eclipsed the 200-strikeout mark in a season split between the Astros and Tigers (219 total).
- Ranked among the top AL pitchers in quality starts (tied for first, 23), strikeouts (sixth, 219), innings pitched (third, 206.0), opponent batting average (fourth, .221), strikeouts per 9.0 innings (eighth, 9.57) and ERA (eighth, 3.36).
- Went on an incredible run over his final 16 starts (since July 8); went 10-3 with a 1.92 ERA (23 earned runs/108.0 innings), 127 strikeouts and a .173 opponent batting average.
- Made his Astros debut on September 5 at Seattle... Allowed just one run on six hits over 6.0 innings in the Astros 3-1 win.
- Made five starts with Houston to end the season... Finished September 5-0 with a 1.06 ERA...Per *Elias*, since 1913, only four other pitchers went 5-0 or better with an ERA below 2.00 in the month of September after being acquired from another team: Art Nehf (1919 Giants), Doyle Alexander (1987 Tigers), Randy Johnson (1998 Astros) and Doug Fister (2011 Tigers).

POSTSEASON

- Was named ALCS MVP after going 2-0 with a 0.56 ERA (one earned run/16.0 innings) in two starts, striking out 21...Was named the New York Chapter of the BBWAA co-winner of the Babe Ruth Award as Postseason MVP...Shared the honor with teammate Jose Altuve.
- Earned the win in Game 1 of the ALDS vs. Boston... Gave up two runs in 6.2 innings.
- Made his first-ever relief appearance in the majors in Game 4 of the ALDS at Boston...Earned the win after throwing 2.2 innings in Houston's 5-4 win to clinch the ALDS.
- Threw a complete game in Game 2 of the ALCS vs. New York-AL...Set a new personal Postseason single game-high with 13 strikeouts...Was his fifth game of 11 or more strikeouts in his Postseason career, breaking a tie with LHP Randy Johnson for the most such games in Postseason history.
- Led Houston to a 7-1 win, tossing 7.0 scoreless innings and allowing five hits and one walk with eight strikeouts in Game 6 of the ALCS vs. New York-AL...Improved to 4-1 with a 1.21 ERA (five earned runs/37.1 innings) and 41 strikeouts in five career Postseason starts in elimination games... Extended his scoreless innings streak in elimination games to 24.0 total innings...Became the first pitcher in MLB Postseason history to throw three consecutive scoreless starts in elimination games.
- Struck out eight Yankees batters, giving him 21 strikeouts in the ALCS...Became the fourth pitcher in MLB history to strike out 20 Yankees in a single Postseason series, joining Bob Gibson (31, 1964 WS), Curt Schilling (26, 2001 WS) and Sandy Koufax (23, 1963 WS).

2016 SEASON

- Finished second in AL Cy Young Award voting.
- Started 34 games with the Tigers and led the American League with 254 strikeouts...Also led the AL with a 1.00 WHIP...Ranked second in the AL with a 3.04 ERA, 227.2 innings pitched and a .207 (171-827) opponent batting average.
- Finished the season by allowing three runs or fewer in 17 of his last 18 starts dating to July 1... Over the 18-start stretch, posted a 9-3 record with a 1.98 ERA (27 earned runs/123.0 innings)...Led the AL in ERA, strikeouts (147), opponent batting average (.184) and WHIP (0.89) during the stretch.

2015 SEASON

- Completed his 10th season with Detroit, starting 20 games and going 5-8 with a 3.38 ERA (50 ER/133.1 IP) and 113 strikeouts.
- Reached the 2,000.0 career innings mark on July 5 vs. Toronto.
- Carried a no-hitter into the ninth inning on August 26 vs. Los Angeles-AL and finished the game with a one-hit shutout, allowing two walks and nine strikeouts.
- Finished the season by recording a quality start in 12 of his last 14 starts...Over the 14-start stretch, he posted a 2.27 ERA (25 ER/99.1 IP) with 74 hits allowed, 20 walks and 91 strikeouts...His 2.27 ERA led all AL pitchers dating to July 24.

2014 SEASON

- Tabbed the Tigers Opening Day starter for the seventh straight year.
- Was the Tigers nominee for the Roberto Clemente Award.
- Notched the 150th win of his major league career on September 8 vs. Kansas City to become the eighth pitcher in franchise history to win 150 games.

POSTSEASON

- Allowed three runs over 5.0 innings in Game 2 of the ALDS at Baltimore...Did not factor in the decision.

2013 SEASON

- Selected to the American League All-Star squad for the sixth time in his career.
- Finished fourth in the American League with 217 strikeouts and 218.1 innings pitched.

POSTSEASON

- Did not allow a run, while striking out 21 in two starts (15.0 IP) during the ALDS vs. Oakland... Earned the win in Game 5 of the ALDS for the second straight year.
- Suffered the loss in Game 3 of the ALCS vs. Boston...Allowed one run with 10 strikeouts over 8.0 innings.

2012 SEASON

- Finished second in AL Cy Young Award voting... Selected to start for the AL in the All-Star Game in Kansas City...Marked the 10th time a Tigers pitcher was selected to start the game.
- Topped the AL with 238.1 innings pitched and 239 strikeouts, while he finished second with a 2.64 ERA, .217 opponent batting average, 7.25 hits per 9.0 innings and a 3.98 strikeouts per walk ratio.
- Led the American League with six complete games...Marked the most complete games by a Tigers pitcher during a single season since Steve Spinks tossed eight complete games in 2001.
- Led the AL in strikeouts for the second consecutive season...Became the first Tigers pitcher to lead the league in strikeouts in back-to-back seasons since Jim Bunning did so in 1959 and 1960.
- Fired a one-hit shutout vs. Pittsburgh on May 18 at Comerica Park, losing his no-hit bid on a single by Josh Harrison with one out in the ninth inning.
- Worked a 5.0-inning complete game in a rain-shortened contest on July 31 at Boston, marking the first time he did not work 6.0 or more innings in a start since August 17, 2010...Tossed 6.0 or more innings in 63 straight starts from August 22, 2010-July 26, 2012...It was the longest streak by a MLB pitcher since Steve Carlton did so in 69 straight starts from September 13, 1979-April 13, 1982.

3,000-STRIKEOUT CLUB

Player	Years	Strikeouts	Player	Years	Strikeouts
Nolan Ryan	1966-1993	5,714	Phil Niekro	1964-1987	3,342
Randy Johnson	1988-2009	4,875	Justin Verlander	2005-active	3,198
Roger Clemens	1984-2007	4,672	Max Scherzer	2008-active	3,193
Steve Carlton	1965-1988	4,136	Fergie Jenkins	1965-1983	3,192
Bert Blyleven	1970-1992	3,701	Pedro Martinez	1992-2009	3,154
Tom Seaver	1967-1986	3,640	Bob Gibson	1959-1975	3,117
Don Sutton	1966-1988	3,574	Curt Schilling	1988-2007	3,116
Gaylord Perry	1962-1983	3,534	CC Sabathia	2001-2019	3,093
Walter Johnson	1907-1927	3,508	John Smoltz	1988-2009	3,084
Greg Maddux	1986-2008	3,371			

- Named AL Pitcher of the Month for September... Finished 5-1 with a 1.93 ERA (nine ER/42.0 IP) and 41 strikeouts in six starts during the month.

POSTSEASON

- Fanned 11 batters in both Game 1 and Game 5 of the ALDS vs. Oakland...Became the first pitcher in Tigers history with multiple double-digit strikeout games during action.
- Struck out 11 batters as he fired a four-hit shutout in Game 5 of the ALDS on October 11 at Oakland... According to *Elias*, he joined LHP Sandy Koufax as the only two pitchers in major league history to toss a shutout with 10 or more strikeouts in a series-deciding game of a Postseason series.
- Earned the win in game Game 3 of the ALCS vs. New York-AL... Allowed one run on three hits over 8.1 innings.
- Suffered the loss in Game 1 of the World Series at San Francisco, allowing five runs over 4.0 innings.

2011 SEASON

- Had the best season of his career, winning the BBWAA Cy Young and MVP Awards and earning his fourth trip to the All-Star Game.
- Took home the AL pitching triple crown after leading the league in wins (24), strikeouts (250) and ERA (2.40).
- Became the seventh Tiger to win the Most Valuable Player Award, joining Mickey Cochrane (1934), Hank Greenberg (1935, 1940), Charlie Gehringer (1937), Hal Newhouser (1944, 1945), RHP Denny McLain (1968) and LHP Willie Hernández (1984).
- Became the third pitcher in Tigers history to win the Cy Young Award, joining McLain (1968, 1969) and Hernández (1984)...Became the 10th pitcher in major league history to win both the Most Valuable Player and Cy Young Awards during the same season...Joined RHP Don Newcombe (1956), LHP Sandy Koufax (1963), RHP Bob Gibson (1968), McLain (1968), LHP Vida Blue (1971), RHP Rollie Fingers (1981), Hernández (1984), RHP Roger Clemens (1986) and RHP Dennis Eckersley (1992).
- Topped the American League with an .828 winning percentage, 251.0 innings pitched, a .192 opponent batting average, 6.24 hits per 9.0 innings and 8.39 baserunners per 9.0 innings, while he tied for the lead with 34 games started.

- Recorded his 1,000th career strikeout on April 22 vs. Chicago-AL, fanning A.J. Pierzynski in the seventh inning.
- Tossed the second no-hitter of his career on May 7 at Toronto, the seventh no-hitter in Tigers history.
- Garnered both AL and Tigers Pitcher of the Month honors for June...Finished 6-0 with a 0.92 ERA (five ER/49.0 IP) and 54 strikeouts in six starts during the month.
- Earned the win in 12 straight starts from July 21-September 18, posting a 2.28 ERA (22 ER/87.0 IP)...According to *Elias*, his streak of 12 straight starts with a win established a Tigers record.
- Won his 100th game on August 11 at Cleveland.

POSTSEASON

- Earned the win in Game 3 of the ALDS vs New York-AL...Struck out 11 batters over 8.0 innings.
- Went 1-1 in the ALCS vs. Texas...Suffered the loss in Game 1 and earned the win in Game 3.

2010 SEASON

- Selected to the American League All-Star squad for the third time in his career.
- Went 12-3 with a 2.31 ERA (29 ER/113.0 IP) in 16 starts at home...His 12 wins at home established a Comerica Park single-season record.

2009 SEASON

- Was selected to the American League All-Star squad for the second time in his career.
- Led the majors with 269 strikeouts...Was the first Tigers pitcher to lead the league in strikeouts since RHP Jack Morris did so in 1983.
- Selected as the American League Pitcher of the Month for May...Owned a 5-0 record, a 1.52 ERA (seven ER/41.1 IP) and 56 strikeouts in six starts during the month.
- Tossed his third complete game of the season on July 24 vs. Chicago-AL...Did not allow a run despite loading the bases with no outs in the ninth inning...According to *Elias*, it was the first time a major league starter pitched out of a bases-loaded, no-outs situation in the ninth inning or later without allowing a run since 1985.

METS CY YOUNG AWARD WINNERS

Four Mets pitchers have won the NL Cy Young Award: Tom Seaver, who earned the honor three times between 1969-1975, Jacob deGrom, who won in back-to-back seasons in 2018-2019, Dwight Gooden and R.A. Dickey. Below are their statistics from their Cy Young Award-winning seasons:

Pitcher	Year	W-L	ERA	SO	WHIP	Pitcher	Year	W-L	ERA	SO	WHIP
Seaver	1969	25-7	2.21	208	1.04	Dickey	2012	20-6	2.73	230	1.05
Seaver (2)	1973	19-10	2.08	251	0.98	deGrom	2018	10-9	1.70	269	0.91
Seaver (3)	1975	22-9	2.38	243	1.09	deGrom (2)	2019	11-8	2.43	255	0.97
Gooden	1985	24-4	1.53	268	0.97						

2008 SEASON

- Made his first career Opening Day start on March 31 vs. Kansas City...Did not figure in the decision after allowing four runs in 6.0 innings of work.
- Started a career-high 33 games during his third full season with the Tigers...Led the AL with 17 losses.

2007 SEASON

- Completed his second full season in the majors and was named an All-Star after leading the club's pitching staff with 18 wins, 201.2 innings pitched and 183 strikeouts.
- Fired the first no-hitter in Comerica Park history on June 12 vs. Milwaukee, the sixth no-hitter in Tigers history...Fanned 12 batters in the outing.

2006 SEASON

- Named the American League Rookie of the Year by the BBWAA, becoming the fourth Tigers player to earn the honor...Named the American League Rookie of the Year by *Sporting News* and Major League Rookie of the Year by *Baseball America*.
- Led all league rookies with 17 wins, 30 starts and 186.0 innings pitched, while he was second with 124 strikeouts...Ranked second in the majors with eight pickoffs.
- Earned his first MLB win on April 8 at Texas after blanking the Rangers on two hits over 7.0 innings.
- Tabbed the American League Rookie of the Month for May after posting a 4-1 record and 1.73 ERA (seven ER/36.1 IP) in five starts.

POSTSEASON

- Made his first career Postseason start in Game 2 of the ALDS against New York on October 5, becoming the first Tigers rookie to start a Postseason game since RHP Ed Summers started Game 4 of the 1908 World Series against Chicago-NL.
- Earned the win in Game 2 of the ALCS on October 11 at Oakland...Per *Elias*, became the first Tigers rookie to earn the win as a starter in the Postseason.
- Went 0-2 with a 5.73 ERA (7 ER/11.0 IP) in two World Series starts vs. St. Louis.

2005 SEASON

- Made his MLB debut on July 4 at Cleveland... Allowed four runs in 5.1 innings with four strikeouts.

MINOR LEAGUE REVIEW

- **2005:** In his first professional season, saw action with Lakeland (A) and Erie (AA) before making his MLB debut with Detroit...Combined for a 1.29 ERA (17 ER/118.2 IP) in his 20 minor league starts.... Named to *Baseball America's* First-Team Minor League All-Star squad...Also garnered a spot on the publication's Class-A Advanced All-Star squad...Selected to the Florida State League mid-season All-Star squad.

BACKGROUND

- Justin Brooks Verlander graduated from Goochland High School (VA).
- Attended Old Dominion University where he set program and Colonial Athletic Association's career record with 427 strikeouts...Saw action with Team USA during the summer of 2003, finishing 5-1 with a 1.29 ERA to help lead the club to the silver medal at the Pan American Games.
- Has been heavily involved in his communities off the field throughout his career, focusing on humane societies and veterans...In 2019, he and his wife, Kate, launched the program Adopt. Rescue. Heal. through the Wins for Warriors Foundation... The program rescues dogs from animal shelters and then trains them as service animals for military families in need.
- While in Detroit, was the recipient of the Bob Feller Act of Valor Award in 2013 for his dedication to service men and women.
- He and his wife, Kate, have a daughter, Genevieve.

CAREER TRANSACTIONS

- Selected by Detroit in the first round (second overall) of the 2004 First-Year Player Draft.
- On the 15-Day Disabled List, March 29-June 13, 2015, with strained right triceps.
- Acquired by Houston from Detroit along with a PTBNL (OF Juan Ramírez) in exchange for OF Daz Cameron, RHP Franklin Pérez and C Jake Rogers on August 31, 2017.
- On the 10-Day Injured List, July 27- September 28, 2020, with a right elbow surgery...Missed the rest of the season.
- On the 60-Day Injured List, February 27-November 3, 2021, recovery from Tommy John Surgery... Missed the entire season.
- On the 15-Day Injured List, August 29-September 16, 2022, with a right calf injury.
- Signed by the New York Mets to a two-year contract as a free agent on December 7, 2022.

CAREER STATISTICS

YEAR	TEAM	W-L	ERA	G	GS	CG	SHO	SV	IP	H	R	ER	HR	HB	BB	SO	WP	BK
2005	Lakeland (A)	9-2	1.67	13	13	2	0	0	86.0	70	19	16	3	7	19	104	8	2
	Erie(AA)	2-0	0.28	7	7	0	0	0	32.2	11	1	1	1	1	7	32	0	1
	DETROIT (AL)	0-2	7.15	2	2	0	0	0	11.1	15	9	9	1	1	5	7	1	0
2006	DETROIT (AL)	17-9	3.63	30	30	1	1	0	186.0	187	78	75	21	6	60	124	5	1
2007	DETROIT (AL)	18-6	3.66	32	32	1	1	0	201.2	181	88	82	20	19	67	183	17	2
2008	DETROIT (AL)	11-17	4.84	33	33	1	0	0	201.0	195	119	108	18	14	87	163	6	3
2009	DETROIT (AL)	19-9	3.45	35	35	3	1	0	240.0	219	99	92	20	6	63	269	8	4
2010	DETROIT (AL)	18-9	3.37	33	33	4	0	0	224.1	190	89	84	14	6	71	219	11	2
2011	DETROIT (AL)	24-5	2.40	34	34	4	2	0	251.0	174	73	67	24	3	57	250	7	2
2012	DETROIT (AL)	17-8	2.64	33	33	6	1	0	238.1	192	81	70	19	5	60	239	2	1
2013	DETROIT (AL)	13-12	3.46	34	34	0	0	0	218.1	212	94	84	19	4	75	217	3	1
2014	DETROIT (AL)	15-12	4.54	32	32	0	0	0	206.0	223	114	104	18	5	65	159	5	1
2015	DETROIT (AL)	5-8	3.38	20	20	1	1	0	133.1	113	56	50	13	3	32	113	2	0
	Toledo (AAA)#	0-0	3.24	2	2	0	0	0	8.1	10	4	3	0	1	2	12	0	0
2016	DETROIT (AL)	16-9	3.04	34	34	2	0	0	227.2	171	81	77	30	8	57	254	6	0
2017	DETROIT (AL)	10-8	3.82	28	28	0	0	0	172.0	153	76	73	23	3	67	176	5	0
	HOUSTON (AL)	5-0	1.06	5	5	0	0	0	34.0	17	4	4	4	1	5	43	0	0
2018	HOUSTON (AL)	16-9	2.52	34	34	1	1	0	214.0	156	63	60	28	8	37	290	5	2
2019	HOUSTON (AL)	21-6	2.58	34	34	2	1	0	223.0	137	66	64	36	6	42	300	4	0
2020	HOUSTON (AL)	1-0	3.00	1	1	0	0	0	6.0	3	2	2	2	0	1	7	0	0
	2021								DID NOT PITCH - INJURED									
2022	HOUSTON (AL)	18-4	1.75	28	28	0	0	0	175.0	116	43	34	12	6	29	185	3	0
Minor League Totals		11-2	1.42	22	22	2	0	0	127.0	91	24	20	4	9	28	148	8	3
Major League Totals		244-133	3.24	482	482	26	9	0	3163.0	2654	1235	1139	322	104	880	3198	90	19

- rehabilitation assignment

CAREER PLAYOFF STATISTICS

YEAR	RND	TEAM/OPP	W-L	ERA	G	GS	CG	SHO	SV	IP	H	R	ER	HR	HB	BB	SO	WP	BK
2006	ALDS	DET vs. NYY	0-0	5.06	1	1	0	0	0	5.1	7	3	3	1	0	4	5	0	0
	ALCS	DET vs. OAK	1-0	6.75	1	1	0	0	0	5.1	7	4	4	2	0	1	6	1	1
	WS	DET vs. STL	0-2	5.73	2	2	0	0	0	11.0	12	10	7	2	0	5	12	2	0
2011	ALDS	DET vs. NYY	1-0	5.00	2	2	0	0	0	9.0	6	5	5	0	1	5	12	1	0
	ALCS	DET vs. TEX	1-1	5.56	2	2	0	0	0	11.1	13	7	7	2	0	5	13	1	0
2012	ALDS	DET vs. OAK	2-0	0.56	2	2	1	1	0	16.0	7	1	1	1	0	5	22	0	0
	ALCS	DET vs. NYY	1-0	1.08	1	1	0	0	0	8.1	3	1	1	1	0	0	3	0	0
	WS	DET vs. SF	0-1	11.25	1	1	0	0	0	4.0	6	5	5	2	0	1	4	0	0
2013	ALDS	DET vs. OAK	1-0	0.00	2	2	0	0	0	15.0	6	0	0	0	0	2	21	0	0
	ALCS	DET vs. BOS	0-1	1.13	1	1	0	0	0	8.0	4	1	1	1	0	1	10	1	0
2014	ALDS	DET vs. BAL	0-0	5.40	1	1	0	0	0	5.0	6	3	3	1	0	1	4	0	0
	ALDS	HOU vs. BOS	2-0	3.12	2	1	0	0	0	8.2	7	3	3	1	0	4	3	0	0
	ALCS	HOU vs. NYY	2-0	0.56	2	2	1	0	0	16.0	10	1	1	0	1	2	21	0	0
2018	ALDS	HOU vs. LAD	0-1	3.75	2	2	0	0	0	12.0	5	5	5	2	1	2	14	0	0
	ALDS	HOU vs. CLE	1-0	3.38	1	1	0	0	0	5.1	2	2	2	0	0	2	7	0	0
	ALCS	HOU vs.. BOS	0-1	3.95	2	2	0	0	0	13.2	10	6	6	3	0	2	16	0	0
2019	ALDS	HOU vs. TB	1-1	3.38	2	2	0	0	0	10.2	8	4	4	2	0	6	13	0	0
	ALCS	HOU vs. NYY	0-1	3.95	2	2	0	0	0	13.2	10	6	6	3	0	2	16	0	0
	WS	HOU vs. WAS	0-2	5.73	2	2	0	0	0	11.0	12	7	7	3	0	6	9	0	0
2022	ALDS	HOU vs. SEA	0-0	13.50	1	1	0	0	0	4.0	10	6	6	1	0	1	3	0	0
	ALCS	HOU vs. NYY	1-0	1.50	1	1	0	0	0	6.0	3	1	1	1	1	1	11	0	0
	WS	HOU vs. PHI	1-0	5.40	2	2	0	0	0	10.0	10	6	6	1	0	6	11	0	0
Postseason Totals			16-11	3.64	35	34	2	1	0	207.2	163	87	84	29	4	68	230	8	1
LDS Totals			8-1	3.08	14	13	1	1	0	79.0	59	27	27	7	1	30	90	1	0
LCS Totals			7-4	3.01	12	12	1	0	0	80.2	59	27	27	12	2	18	90	5	1
WS Totals			1-6	5.63	9	9	0	0	0	48.0	45	33	30	10	1	20	50	2	0

ALL-STAR GAME

YEAR	LEAGUE/SITE	W-L	ERA	G	GS	CG	SHO	SV	IP	H	R	ER	HR	HB	BB	SO	WP	BK
2007	AL/San Francisco	0-0	9.00	1	0	0	0	0	1.0	2	1	1	0	0	0	0	0	0
2009	AL/St. Louis								Did not pitch									
2010	AL/Los Angeles (AL)	0-0	0.00	1	0	0	0	0	1.0	2	0	0	0	0	0	2	0	0
2011	AL/Arizona								Did not pitch									
2012	AL/Kansas City	0-1	45.00	1	1	0	0	0	1.0	4	5	5	0	0	2	2	0	0
2013	AL/New York (NL)								Did not pitch									
2018	AL/Washington								Did not pitch									
2019	AL/Cleveland	0-0	0.00	1	1	0	0	0	1.0	0	0	0	0	0	0	2	0	0
2022	AL/Los Angeles (NL)								Did not pitch									
All-Star Game Totals		0-1	13.50	4	2	0	0	0	4.0	8	6	6	0	0	2	6	0	0

CAREER FIELDING

POS	G	PO	A	E	PCT	TC	DP
P	482	177	304	34	.934	337	13

VERLANDER, JUSTIN



MARK VIENTOS

#27 INF

@mark_vientos5

@MarkVientos_5

HT	6-4	WT	185	BT	R	TH	R
----	-----	----	-----	----	---	----	---

OPENING DAY AGE: 23
 BIRTHDATE: DECEMBER 11, 1999
 BIRTHPLACE: NORWALK, CT
 RESIDES: PEMBROKE PINES, FL
 MLB SERVICE TIME: 0 YEARS, 26 DAYS
 SIGNED BY: CÉSAR ARANGUREN
 HOW OBTAINED: METS SECOND-ROUND PICK IN THE 2017 FIRST-YEAR PLAYER DRAFT
 CONTRACT STATUS: SIGNED THROUGH 2023

MEET THE MET

- Enjoys running on the beach and practicing yoga in the offseason...Usually runs a few miles to clear his mind.
- Enjoys video games and playing ping pong with his friends...He has his own table.
- His favorite food is sushi.
- According to *MLB Pipeline*, is the No. 8 prospect in the Mets organization.
- Vientos attended the same high school as MLB veteran Eric Hosmer.
- At 17 years old, he was the youngest player chosen on day one of the 2017 Draft.

2022 SEASON

- Made his major league debut September 11 at Miami.
- Notched his first career hit, a pinch-hit RBI single, on September 15 vs. Pittsburgh.
- Belted his first career home run on September 24 at Oakland.

MINOR LEAGUE REVIEW

- **2022:** Posted a 1.140 OPS against LHP at Triple-A, going 37-112 (.330) with 13 home runs.
- **2021:** Named a Double-A All-Star...Tied for fourth in the AA-Northeast Division with 22 home runs and led all Mets farmhands with 25 long balls.
- **2020:** Was part of the Mets' 60-man player pool at the club's Alternate Training Site in Brooklyn, NY.
- **2019:** Named the Mets Minor League Hitter of the Year...Led Columbia (A) in doubles (27), home runs (12), and RBI (62).
- **2018:** Was named a Mets Organizational All-Star by *MLB.com*.
- **2017:** Made his pro debut with the GCL Mets (R).

BACKGROUND


- Mark Anthony Vientos graduated from American Heritage (FL) High School.

CAREER TRANSACTIONS

- Selected by the New York Mets in the second round of the 2017 First-Year Player Draft.

CAREER STATISTICS

YEAR	TEAM	AVG	G	AB	R	H	2B	3B	HR	RBI	SH	SF	HBP	BB	SO	SB	CS	SLG	OBP	E
2017	GCL Mets (R)	.259	47	174	22	45	12	0	4	24	0	3	2	14	42	0	2	.397	.316	6
	Kingsport (R)	.294	4	17	1	5	2	0	0	2	0	0	0	1	4	0	0	.412	.333	0
2018	Kingsport (R)	.287	60	223	32	64	12	0	11	52	0	1	1	37	43	1	0	.489	.389	13
2019	Columbia (A)	.255	111	416	48	106	27	1	12	62	0	8	8	22	110	1	4	.411	.300	23
2021	Binghamton (AA)	.281	72	274	43	77	16	0	22	59	0	3	3	26	87	0	1	.580	.346	12
	Syracuse (AAA)	.278	11	36	9	10	2	0	3	4	0	0	0	7	13	0	1	.583	.395	0
2022	Syracuse (AAA)	.280	101	378	66	106	16	1	24	72	0	2	3	44	122	0	2	.519	.358	13
	METS	.167	16	36	3	6	1	0	1	3	0	0	0	5	12	0	0	.278	.268	0
Minor League Totals		.272	406	1518	221	413	87	2	76	275	0	17	17	151	421	2	10	.482	.341	48



DANIEL VOGELBACH

#32 INF

@danielvogelbach

HT	6-0	WT	250	BT	L	TH	R
----	-----	----	-----	----	---	----	---

OPENING DAY AGE: 30
 BIRTHDATE: DECEMBER 17, 1992
 BIRTHPLACE: ORLANDO, FL
 RESIDES: FORT MYERS, FL
 MLB SERVICE TIME: 4 YEARS, 138 DAYS
 SIGNED BY: LUKAS McKNIGHT (CHICAGO-NL)
 HOW OBTAINED: ACQUIRED FROM PITTSBURGH IN EXCHANGE FOR RHP COLIN HOLDERMAN ON JULY 22, 2022
 CONTRACT STATUS: SIGNED THROUGH 2023

★ ALL-STAR : 2019

MEET THE MET

- His older brother, Josh, was a professional quarterback in Italy and briefly with the Bloomington Extreme of the Indoor Football League.
- Is a huge Florida Gators fan...Was committed to play baseball at the University of Florida before he was drafted.
- Appeared in a commercial for MLB about the new rules in 2023.
- Worked with a non-profit called Community Cooperative to raise money for hurricane relief after Hurricane Ian hit Fort Myers, Florida, where Vogelbach resides, in September 2022.
- Enjoys fishing and the outdoors.

2022 SEASON

- Appeared in 130 games at designated hitter with the Pirates and Mets...Recorded career-high marks in OBP (.360) and OPS (.793).
- Was acquired by the Mets from Pittsburgh in exchange for RHP Colin Holderman on July 22.
- Hit 17 home runs as a designated hitter, tied with Bryce Harper for the most in the NL.
- Had a career-high eight game hitting streak from June 26-July 5, going 10-24 (.417).
- Went 38-149 (.255/.393/.436) with nine doubles, six homers, 25 RBI and 33 walks in 55 games after joining the Mets.
- From his Mets debut on July 24 through the end of the regular season, tied for eighth in the NL with 33 walks and ranked sixth with a .393 OBP.
- Slugged a grand slam for his first home run with the Mets on August 3 at Washington...Became the 11th Met whose first homer with the club was a grand slam.
- Reached base in 21 of his final 42 plate appearances (.500 OBP), going 12-31 (.379) with two doubles, two homers and nine walks in his last 13 games.

POSTSEASON

- Started Game 1 and 3 at designated hitter of the National Wild Card Series vs. San Diego...Drove in his first career Postseason RBI with a pinch-hit sacrifice fly in the seventh inning of Game 2.

2021 SEASON

- Played in 93 games including 55 starts at first base and as designated hitter with Milwaukee.
- Blasted two home runs, including a game-tying two-run homer in the seventh, on April 18 vs. Pittsburgh.
- Hit a walk-off grand slam vs. St. Louis on September 5...Was the eighth walk-off grand slam in franchise history and the first since Ryan Braun's walk-off grand slam on September 25, 2008 vs. Pittsburgh.

CAREER BESTS

HITS, GAME
4 hits
2x, last, 4/14/22, Pittsburgh vs. Washington

HOME RUNS, GAME
2 home runs
5x, last, 4/18/21, Milwaukee vs. Pittsburgh

LEADOFF HR
1 home run
4/14/22, Pittsburgh vs. Washington (Joan Adon)

PINCH-HIT HOME RUNS
4 pinch-hit home runs
last, 6/18/22, Pittsburgh vs. San Francisco (Dominic Leone)

RBI, GAME
6 RBI
2x, last, 7/19/19, Seattle vs. Los Angeles-AL

STOLEN BASES, GAME
None

HITTING STREAK
8 games
6/26/22-7/5/22

GRAND SLAMS
3 grand slams
last, 8/3/22 vs. Washington (Jordan Weems)

VOGELBACH, DANIEL

POSTSEASON

- Went 0-1 with a walk in two pinch-hit plate appearances in Milwaukee's NLCS loss to Atlanta.

2020 SEASON

- Batted .209 with six home runs and 16 RBI in 39 games between Seattle, Toronto and Milwaukee.
- Batted .328 (19-58) with four home runs and 12 RBI in 19 games with Milwaukee.
- Ranked ninth in OPS (.987) and tied for ninth in OBP (.418) in the NL from September 4 through the end of the season.
- Hit two home runs and drove in all five runs in the Brewers' 5-3 win over Kansas City on September 20...Was his fourth career multi-homer game.

2019 SEASON

- Was named to his first All-Star team and went 0-1 as designated hitter in the Midsummer classic.
- Set career-highs in games (144), home runs (30), RBI (78) and SLG (.436).
- Finished fifth in the AL with 92 walks, one of seven Mariners with at least one season of 90+ walks.
- Notched a career-high four hits on June 12 at Minnesota...Went 4-5 with a home run, a walk and two runs.
- Had a career-high six RBI in a win against Chicago-AL on April 7 and on July 19 at Los Angeles-AL...Hit two home runs in both games.

2018 SEASON

- Batted .207 with four home runs and 13 RBI in 37 games with Seattle...Made his first career Opening Day roster.
- Had five stints with the team (Opening Day-April 25, May 22-May 27, June 8-June 14, July 20-July 30 and September 4-end of the season).
- Belted his first career home run on April 13 vs. Oakland, a two-run shot off RHP Chris Hatcher.
- Smacked a pinch-hit grand slam on September 17 vs. Houston...Was the third pinch-hit grand slam in Mariners history.

2017 SEASON

- Had three stints with Seattle (April 23-May 2, May 21-May 22 and September-end of the season).
- Recorded his first career RBI on April 23 vs. Oakland with a single in the ninth inninf.

2016 SEASON

- Made his major league debut with Seattle as a pinch-hitter on September 12 at Los Angeles-AL.
- Recorded his first career hit, a single, on September 13 vs. Los Angeles-AL.

MINOR LEAGUE REVIEW

- **2018:** Led the Pacific Coast League in OBP (.434) and ranked among the league leaders in walks (second, 77), OPS (third, .979) and SLG (third, .545).
- **2017:** Was a Pacific Coast League All-Star...led the league in walks (76) and ranked 10th in OBP (.388).
- **2016:** -Batted .292 with 23 home runs and 96 RBI in 133 games between Triple-A Iowa (89 games) and Triple-A Tacoma (44 games)...Was a Pacific Coast League All-Star...Led the league in walks (97) and finished second in OBP (.417).
- **2015:** Named a Southern League mid-season All-Star with Tennessee (AA).
- **2013:** Named a Midwest League mid-season All-Star with Kane County (A).
- **2011:** Made his professional debut with the AZL Cubs (R).

BACKGROUND

- Daniel Taylor Vogelbach graduated from Bishop Verot High School (FL)...As a Senior, led Bishop Verot to a Florida 3-A baseball state championship...Played basketball for two years and football for one year in addition to baseball.
- Married to his wife, Kristina.
- Participated in the Kids Holiday Shopping Spree at Target in Elmhurst, Queens on December 13, 2022...Helped children pick out holiday gifts for themselves and their families.
- Handed out presents at the Mets annual Kids Holiday Party at Citi Field on December 15, 2022.

CAREER TRANSACTIONS

- Selected by Chicago-NL in the second round of the 2011 First-Year Player Draft.
- Acquired by Seattle along with RHP Paul Blackburn in exchange for RHP Jordan Pries and LHP Mike Montgomery on July 20, 2016.
- Acquired by Toronto in exchange for cash considerations on August 24, 2020.
- Claimed off waivers by Milwaukee on September 3, 2020.
- On the 10-Day Injured List, June 23, 2021, with a strained left hamstring...Transferred to the 60-Day Injured List, August 22-September 1, 2021.
- Signed with Pittsburgh as a free agent on March 15, 2022.
- On the 10-Day Injured list, May 24-June 3, 2022, with a strained left hamstring.
- Acquired by the New York Mets on July 23, 2022 in exchange for RHP Colin Holderman.

CAREER STATISTICS

YEAR	TEAM	AVG	G	AB	R	H	2B	3B	HR	RBI	SH	SF	HBP	BB	SO	SB	CS	SLG	OBP	E
2011	AZL Cubs (R)	.292	6	24	4	7	3	0	1	6	0	0	1	2	2	1	0	.542	.370	1
2012	AZL Cubs (R)	.324	24	102	16	33	12	2	7	31	0	1	0	12	14	1	0	.686	.391	1
	Boise (A)	.322	37	143	23	46	9	1	10	31	0	0	2	23	34	0	1	.608	.423	3
2013	Kane County (A)	.284	114	433	55	123	21	0	17	71	0	8	2	57	77	4	4	.450	.364	11
	Daytona (A)	.280	17	50	13	14	2	0	2	5	0	0	0	16	13	1	0	.440	.455	0
2014	Daytona (A)	.268	132	482	71	129	28	1	16	76	0	7	5	66	91	4	4	.429	.357	5
2015	AZL Cubs (R)	.455	5	11	4	5	2	0	0	0	0	0	0	6	1	0	0	.636	.647	0
	Tennessee (AA)	.272	76	254	41	69	16	1	7	39	0	2	0	57	61	1	1	.425	.403	6
2016	Iowa (AAA)	.318	89	305	53	97	18	2	16	64	0	2	3	55	67	0	0	.548	.425	5
	Tacoma (AAA)	.240	44	154	26	37	7	0	7	32	0	1	1	42	34	0	0	.422	.404	1
	SEATTLE (AL)	.083	8	12	0	1	0	0	0	0	0	0	0	1	6	0	0	.083	.154	0
2017	Tacoma (AAA)	.290	125	459	65	133	25	0	17	83	0	5	1	76	98	3	1	.455	.388	9
	SEATTLE (AL)	.214	16	28	0	6	1	0	0	2	0	0	0	3	9	0	0	.250	.290	1
2018	Tacoma (AAA)	.290	84	297	54	86	16	0	20	60	0	3	1	77	59	0	1	.545	.434	6
	SEATTLE (AL)	.207	37	87	9	18	2	0	4	13	0	2	13	26	0	0	0	.368	.324	0
2019	SEATTLE (AL)	.208	144	462	73	96	17	0	30	76	0	2	2	92	149	0	0	.439	.341	2
2020	SEATTLE (AL)	.094	18	53	3	5	1	0	2	4	0	0	0	11	13	0	0	.226	.250	0
	TORONTO (AL)	.000	2	4	0	0	0	0	0	0	0	0	0	1	2	0	0	.000	.200	0
	MILWAUKEE (NL)	.328	19	58	13	19	2	0	4	12	0	0	1	8	18	0	0	.569	.418	0
2021	Nashville (AAA)	.313	18	48	8	15	0	0	3	8	0	1	0	16	13	0	0	.500	.477	1
	MILWAUKEE (NL)	.219	93	215	30	47	8	0	9	24	0	0	0	43	57	0	0	.381	.349	2
2022	PITTSBURGH (NL)	.228	75	237	29	54	10	1	12	34	0	1	0	40	67	0	0	.430	.338	1
	METS	.255	55	149	18	38	9	0	6	25	0	0	1	33	47	0	0	.436	.393	0
Minor League Totals		.287	771	2762	433	794	159	7	123	506	0	30	16	505	564	15	12	.484	.397	49
Major League Totals		.218	467	1305	175	284	50	1	67	190	0	3	6	245	394	0	0	.411	.343	6

CAREER PLAYOFF STATISTICS

YEAR	RND	TEAM/OPP	AVG	G	AB	R	H	2B	3B	HR	RBI	SH	SF	HBP	BB	SO	SB	CS	SLG	OBP	E
2020	NLWC	MIL vs. LAD	.200	2	5	1	1	1	0	0	0	0	0	0	0	2	0	0	.400	.200	0
2021	NLDS	MIL vs. ATL	.000	3	1	0	0	0	0	0	0	0	0	0	1	0	0	0	.000	.500	0
2022	NLWC	NYM vs. SD	.000	3	7	0	0	0	0	0	1	0	1	0	0	1	0	0	.000	.000	0
Postseason Totals			.077	8	13	1	1	1	0	0	1	0	1	0	1	3	0	0	.154	.133	0

CAREER FIELDING

Pos	G	PO	A	E	PCT	TC	DP
1B	154	916	58	6	.994	980	85

MILESTONE HOME RUNS IN METS HISTORY

Home Run	Player	Date
#1	Gil Hodges	4/11/62 at St. Louis
#1,000	Cleon Jones	7/25/71 vs. Houston
#2,000	Dave Kingman	5/6/83 vs. Cincinnati
#2,500	Darryl Strawberry	4/16/87 at Philadelphia
#3,000	Howard Johnson	5/5/90 vs. Houston
#4,000	Bernard Gilkey	7/20/97 vs. Cincinnati
#5,000	Jason Phillips	8/30/03 vs Philadelphia
#6,000	Anderson Hernandez	9/13/09 at Philadelphia (G1)
#7,000	Jay Bruce	9/4/16 vs. Washington
#7,500	Pete Alonso	5/29/19 at Los Angeles-NL
#8,000	Francisco Lindor	6/24/22 at Miami



JOSH WALKER

#91 LHP

@skywalkerr

NON-ROSTER INVITE

HT	6-6	WT	221	BT	L	TH	L
----	-----	----	-----	----	---	----	---

OPENING DAY AGE: 28
 BIRTHDATE: DECEMBER 1, 1994
 BIRTHPLACE: OTISVILLE, NY
 RESIDES: OTISVILLE, NY
 MLB SERVICE TIME: 0 YEARS, 0 DAYS
 SIGNED BY: MICHAEL PESCE
 HOW OBTAINED: METS 37TH-ROUND PICK IN THE 2017 FIRST-YEAR PLAYER DRAFT
 CONTRACT STATUS: SIGNED THROUGH 2023

MEET THE MET

- Grew up with a cat and has another cat at home...Rescued a kitten during Spring Training in 2022...Heard meowing from the hood of his car and discovered a black-and-white cat under the engine...That afternoon, he took the cat to a vet...Walker decided to adopt the kitten and named it Metro after his team's proper name (Metropolitans).
- Attended college in New Haven, Connecticut and loves New Haven style pizza.

MINOR LEAGUE REVIEW

- 2022:** Made nine relief appearances with Syracuse (AAA) after spending last season as a starter... Began the year with four rehab outings (two starts) between St. Lucie (A) and FCL Mets (R)...Played for Peoria of the Arizona Fall League following the season.
- 2021:** Named a *MiLB.com* Organizational All-Star... Rose through the organization, starting the year with Brooklyn (A+) and ending with Syracuse (AAA)...Was Double-A Northeast Pitcher of the Week (June 21-27) after throwing the first 6.0 innings of a no-hitter for Binghamton (AA)...Took

a no-hitter into the eighth inning in his second Triple-A start on July 29 and was named Triple-A East Pitcher of the Week (July 26-August 1) for Syracuse (AAA)...Also tossed 5.0 no-hit innings in his first start of the year (his first pro outing since 2019).

- 2019:** Suffered nerve damage in his pitching arm after being in a car accident...Threw 6.0 innings over two games (one start) with the GCL Mets (R) and Brooklyn (A) after recovering from surgery.
- 2018:** Began the season with three outings out of Kingsport's (R) bullpen before making 10 appearances (six starts) for Brooklyn (A).
- 2017:** Made his professional debut with GCL Mets.

BACKGROUND

- Joshua Walker graduated from Minisink Valley High School in Slate Hill, NY before attending the University of South Florida and the University of New Haven (CT).

CAREER TRANSACTIONS

- Selected by the New York Mets in the 37th round of the 2017 First-Year Player Draft.

CAREER STATISTICS

YEAR	TEAM	W-L	ERA	G	GS	CG	SHO	SV	IP	H	R	ER	HR	HB	BB	SO	WP	BK
2017	GCL Mets (R)	2-1	9.42	14	0	0	0	2	14.1	21	18	15	1	0	6	13	3	0
2018	Kingsport (R)	1-0	0.00	3	0	0	0	1	9.0	9	1	0	0	0	0	12	0	0
	Brooklyn (A)	0-1	4.18	10	6	0	0	0	32.1	33	17	15	4	2	15	40	2	0
2019	GCL Mets (R)	0-1	6.00	1	1	0	0	0	3.0	3	2	2	0	0	0	2	0	0
	Brooklyn (A)	0-0	9.00	1	0	0	0	0	3.0	5	3	3	0	1	2	3	0	0
2021	Syracuse (AAA)	1-3	5.19	9	9	0	0	0	50.1	43	31	29	5	0	18	33	0	0
	Binghamton (AA)	5-1	2.64	8	7	0	0	0	44.1	32	17	13	3	0	7	42	2	0
	Brooklyn (A+)	3-0	2.57	4	4	0	0	0	21.0	14	6	6	1	0	4	23	1	2
2022	Syracuse (AAA)	2-2	6.91	9	0	0	0	0	14.1	18	12	11	2	1	7	23	0	0
	St. Lucie (A)#	1-0	1.35	3	1	0	0	0	6.2	3	1	1	0	0	3	12	0	0
	FCL Mets (R)#	0-0	0.00	1	1	0	0	0	1.0	0	0	0	0	0	1	3	0	0
Minor League Totals		15-9	4.29	63	29	0	0	3	199.1	181	108	95	16	4	63	206	8	2

#Rehab Assignment

WALKER, JOSH



WILLIAM WOODS

#74 RHP

NON-ROSTER WHITE

HT	6-3	WT	190	BT	R	TH	R
----	-----	----	-----	----	---	----	---

OPENING DAY AGE: 24
 BIRTHDATE: DECEMBER 29, 1998
 BIRTHPLACE: TRENTON, TN
 RESIDES: TRENTON, TN
 MLB SERVICE TIME: 0 YEARS, 27 DAYS
 SIGNED BY: JON FRENCH (ATLANTA)
 HOW OBTAINED: CLAIMED OFF WAIVERS FROM ATLANTA
 CONTRACT STATUS: SIGNED THROUGH 2023

MEET THE MET

- Played one season collegiately at Dyersburg State Community College in Tennessee...Originally committed to the University of Tennessee at Martin, but opted to attend junior college.
- Was the 2017 All-West Tennessee Pitcher of the Year his senior season at Peabody (TN) High School.

2022 SEASON

- Made his major league debut with Atlanta on April 27 vs. Chicago-NL...Threw 1.0 hitless inning with one strikeout and one walk.

MINOR LEAGUE REVIEW

- **2022:** Spent the majority of the season with Gwinnett (AAA)...Made 18 appearances and posted a 5.19 ERA (10 earned runs/17.1 innings)... Was placed on the injured list on May 17 with a left ankle injury.
- **2021:** Went a combined 0-1 with a 4.22 ERA (five earned runs/10.2 innings) in five starts between FCL Braves (R) and Rome (A+)...Went to major league camp with the Braves...Began the season with an injury and did not pitch until he made his season debut on August 19.

- **2020:** Added to Atlanta's player pool on September 8...Spent the rest of the season at the alternate training site in Gwinnett.
- **2019:** Made 20 appearances (seven starts) for Rome (A)...Pitched to a 2.53 ERA (12 earned runs/42.2 innings) in 14 outings (seven starts) after the All-Star break...Posted a 7.56 ERA (seven earned runs/8.1 innings) in six relief appearances prior to the break...Held left-handed batters to a .177 batting average (14-79).
- **2018:** Made his professional debut with GCL Braves (R), appearing in 10 games (four starts).

BACKGROUND

- William Thomas Woods grew up in Trenton, Tennessee and was drafted out of Dyersburg State Community College (TN).

CAREER TRANSACTIONS

- Selected by Atlanta in the 23rd round of the 2018 First-Year Player Draft.
- Claimed off waivers by the New York Mets from Atlanta on November 18, 2022.

CAREER STATISTICS

YEAR	TEAM	W-L	ERA	G	GS	CG	SHO	SV	IP	H	R	ER	HR	HB	BB	SO	WP	BK
2018	GCL Braves (R)	0-1	6.10	10	4	0	0	0	20.2	22	16	14	0	2	10	20	4	0
2019	Rome (A)	1-5	3.35	20	7	0	0	3	51.0	38	27	19	4	2	29	58	0	0
2021	FCL Braves (R)	0-0	0.00	1	1	0	0	0	1.0	1	0	0	0	0	0	1	0	0
	Rome (A+)	0-1	4.66	4	4	0	0	0	9.2	10	5	5	3	1	4	7	0	0
2022	FCL Braves (R)#	0-0	3.00	3	1	0	0	0	3.0	3	1	1	0	0	0	4	0	0
	Mississippi (AA)	0-1	10.80	3	1	0	0	0	5.0	7	6	6	2	0	2	7	0	0
	Gwinnett (AAA)	1-1	5.19	18	0	0	0	0	17.1	13	14	10	3	0	9	16	2	0
ATLANTA (NL)		0-0	0.00	2	0	0	0	0	2.0	2	0	0	0	0	1	2	0	0
Minor League Totals		2-9	4.60	59	18	0	0	3	107.2	94	69	55	12	5	54	113	6	0

CAREER FIELDING

Pos	G	PO	A	E	PCT	TC	DP
P	2	0	0	0	.000	0	0

WOODS, WILLIAM



JIMMY
YACABONIS
#73 RHP
@yimmyjac

NON-ROSTER INVITEE

HT	6-3	WT	225	BT	R	TH	R
----	-----	----	-----	----	---	----	---

OPENING DAY AGE: 31
 BIRTHDATE: MARCH 21, 1992
 BIRTHPLACE: ELIZABETH, NJ
 RESIDES: MATAWAN, NJ
 MLB SERVICE TIME: 1 YEAR, 96 DAYS
 SIGNED BY: DEAN ALBANY
 HOW OBTAINED: SIGNED AS A MINOR LEAGUE FREE AGENT ON NOVEMBER 25, 2022
 CONTRACT STATUS: SIGNED THROUGH 2023

MEET THE MET

- His grandfather played baseball professionally in Cuba.
- Had the highest grade-point average on his high school baseball team all four years.
- Was a *MiLB.com* Organizational All-Star with Baltimore in 2017.

2022 SEASON

- Appeared in 14 major league games (one start) between Miami and Tampa Bay, going 1-1 with an 8.36 ERA (13 earned runs/14.0 innings).

2020 SEASON

- Made two appearances (one start) with Seattle during the pandemic-shortened season...Gave up one run across 2.1 innings.

2019 SEASON

- Made his first Opening Day roster.
- Split time between Baltimore and Norfolk (AAA)...Appeared in 29 games (four starts) in the majors and played 17 games in the minors.

2018 SEASON

- Made the first start of his career for the Orioles on June 28, 2016 vs. Seattle...Made seven starts in 12 appearances.

2017 SEASON

- Appeared in 14 game with Baltimore...Made his major league debut on June 11 at New York-AL...Fanned Chris Carter, his first batter faced, for his first career strikeout.
- Faced four batters in 1.0 scoreless inning of relief on September 1 vs. Toronto for his first career win.

MINOR LEAGUE REVIEW

- **2021:** Went 4-0 in 30 games (one start) for Tacoma (AAA)...His 2.17 ERA (nine earned runs/37.1 innings) was the lowest amongst Rainiers' hurlers...Led the club with six saves.
- **2018:** Earned International League mid-season All-Star honors with Norfolk (AAA) as a full-time starter through 21 contests.
- **2017:** Was a *MiLB.com* Organizational All-Star with Baltimore and was named an International League mid-season All-Star while with Norfolk (AAA)...Went 4-0 with a 1.32 ERA (nine earned runs/61.1 innings) in 41 games for the Tides.
- **2016:** Made 16 appearances with Frederick (A+) before joining Bowie (AA)...Went 2-2 with a 2.03 ERA (10 earned runs/44.1 innings) in 34 games with the Baysox...Pitched for the Peoria Javelinas in the Arizona Fall League following the season.
- **2015:** Spent the full year with Frederick (A+), going 3-3 and pitching to a 4.02 ERA (28 earned runs/62.2 innings)...His 43 appearances were second-most in the Carolina League.

CAREER BESTS

WIN STREAK

2 games
9/1/17-9/3/17

LOSS STREAK

4 games
4/20/19-6/25/22

STRIKEOUTS, GAME

5 strikeouts
2x, last, 7/9/18, Baltimore vs. New York-AL

LONGEST OUTING, STARTER

5.0 innings
7/9/18, Baltimore vs. New York-AL

LONGEST OUTING, RELIEVER

4.2 innings
9/9/18, Baltimore at Tampa Bay

MOST WALKS, GAME

4 walks
9/26/18, Baltimore at Boston

SCORELESS STREAK

10.0 innings
7/3-9/18/17

- **2014:** Was named a South Atlantic League mid-season All-Star with Delmarva (A)...Went 1-1 with a 1.07 ERA (three earned runs/25.1 innings) in 21 games before earning a promotion to Frederick (A+)...Finished the season 0-4 with the Keys, posting an 8.58 ERA (27 earned runs/28.1 innings) across 17 appearances.
- **2013:** Began his professional career going 3-1 with a 1.52 ERA (five earned runs/29.1 innings) in 18 games for Aberdeen (A)...Converted four of five save opportunities and was named a New York-Penn League mid-season All-Star.

BACKGROUND

- James Allin Yacabonis attended St. Joseph's University (PA) before being drafted in 2013.
- Lettered in baseball and basketball in high school at Christian Brothers Academy (NJ).

CAREER TRANSACTIONS

- Selected by Baltimore in the 13th round of the 2013 First-Year Player Draft.
- Signed by San Diego as a minor league free agent on December 19, 2019.
- Acquired by Seattle in exchange for cash considerations on August 19, 2020.
- Signed by Seattle as a minor league free agent on December 29, 2020.
- Signed by Miami as a minor league free agent on November 30, 2021.
- On the 15-Day Injured List, July 16-30, 2022, retroactive to July 13, with a left groin strain.
- Claimed off waivers by Tampa Bay on August 4, 2022.
- Signed by the New York Mets as a minor league free agent on December 16, 2022.

CAREER STATISTICS

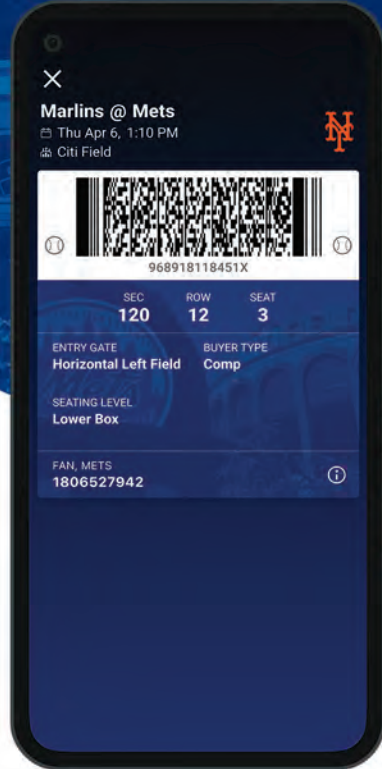
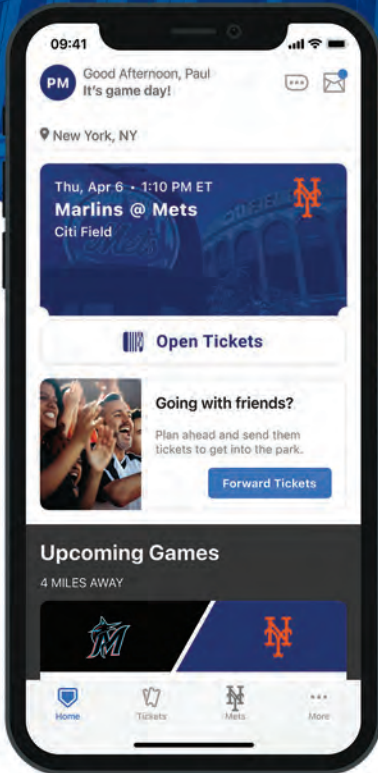
YEAR	TEAM	W-L	ERA	G	GS	CG	SHO	SV	IP	H	R	ER	HR	HB	BB	SO	WP	BK
2013	Aberdeen (A)	3-1	1.52	18	0	0	0	4	29.2	15	5	5	0	1	14	28	1	1
2014	Delmarva (A)	1-1	1.07	21	0	0	0	14	25.1	9	3	3	0	3	15	31	3	0
	Frederick (A+)	0-4	8.58	17	0	0	0	0	28.1	34	27	27	2	3	28	23	12	1
2015	Frederick (A+)	3-3	4.02	43	0	0	0	2	62.2	74	41	28	3	5	33	66	12	0
2016	Frederick (A+)	0-2	3.98	16	0	0	0	5	20.1	17	9	9	2	0	6	21	1	0
	Bowie (AA)	2-2	2.03	34	0	0	0	6	44.1	34	13	10	2	4	14	46	5	0
2017	Norfolk (AAA)	4-0	1.32	41	0	0	0	11	61.1	30	9	9	0	2	28	48	5	0
	BALTIMORE (AL)	2-0	4.35	14	0	0	0	0	20.2	18	10	10	2	0	14	8	1	0
2018	BALTIMORE (AL)	0-2	5.40	12	7	0	0	0	40.0	40	25	24	8	5	18	33	4	0
	Norfolk (AAA)	3-5	4.26	21	21	0	0	0	76.0	61	36	36	6	6	32	62	8	1
2019	BALTIMORE (AL)	1-2	6.80	29	4	0	0	0	41.0	51	32	31	9	2	24	33	4	0
	Norfolk (AAA)	2-2	4.50	17	0	0	0	2	24.0	26	15	12	2	0	15	22	1	0
2020	SEATTLE (AL)	0-1	3.86	2	1	0	0	0	2.1	2	1	1	0	1	3	1	0	0
2021	Tacoma (AAA)	4-0	2.17	30	1	0	0	6	37.1	28	9	9	3	4	10	37	2	0
2022	Jacksonville (AAA)	4-3	3.42	18	0	0	0	2	23.2	19	10	9	1	2	11	35	1	0
	MIAMI (NL)	1-1	6.75	9	0	0	0	0	9.1	12	8	7	3	0	5	15	1	0
	Pensacola (AA)#	0-0	0.00	1	0	0	0	0	1.0	1	0	0	0	0	1	0	0	0
	TAMPA BAY (AL)	0-0	11.57	5	1	0	0	0	4.2	8	7	6	1	2	5	6	0	0
	Durham (AAA)	2-1	3.00	8	0	0	0	0	9.0	5	3	3	0	0	3	8	1	0
Minor League Totals		28-24	3.25	285	22	0	0	52	443.0	353	180	160	21	30	210	427	52	3
Major League Totals		4-6	6.03	71	13	0	0	0	118.0	131	83	79	23	10	69	96	10	0

#Rehab Assignment

CAREER FIELDING

POS	G	PO	A	E	PCT	TC	DP
P	71	8	10	2	.900	20	4

THE OFFICIAL APP OF CITI FIELD



Key Features:

- Purchase, access and manage your digital tickets.
- Check-in offers, rewards, and personalized history for ballparks visited.
- Team schedule, directions and parking information, stadium features and more.
- Interactive concourse maps and directory, including food and drink menus.

 **Ballpark™**





**SCOUTING &
MINOR LEAGUES**

SCOUTING STAFF

PRO PLAYER EVALUATION & PERSONNEL

Jeff Lebow	Director, Pro Player Evaluation
Jason Davis	Coordinator, Pro Player Evaluation
Jaymie Bane	Pro Player Evaluator (Okemos, MI)
Tony DeFrancesco	Pro Player Evaluator (Sacramento, CA)
Pat Jones	Pro Player Evaluator (Bradenton, FL)
Jim Kelly	Pro Player Evaluator (Sea Cliff, NY)
Ash Lawson	Pro Player Evaluator (Athens, TN)
Chad MacDonald	Pro Player Evaluator (Arlington, TX)
Shaun McNamara	Pro Player Evaluator (Providence, RI)
Andy Pratt	Pro Player Evaluator (Peoria, AZ)
Roy Smith	Pro Player Evaluator (Chicago, IL)
Rudy Terrasas	Pro Player Evaluator (Santa Fe, TX)
Ernie Young	Pro Player Evaluator (Scottsdale, AZ)

PRO PLAYER PERSONNEL

Nate Horowitz	Senior Director, Player Personnel
Jason Stein	Senior Manager, Pro Player Personnel
Ronnie Socash	Manager, Pro Player Personnel
Bryan Woolley	Assistant, Pro Player Personnel
Joseph Kowal	Senior Advisor, Pro Player Personnel (Yardley, PA)
David Keller	Special Advisor, Pro Player Personnel International/Amateur Special Assignments (Houston, TX)
Bon Kim	Pacific Rim Evaluator, Korea (Daegu, South Korea)
Jeffrey Kusumoto	Pacific Rim Evaluator, Japan (Yokohama, Japan)

AMATEUR SCOUTING

Thomas Tanous	Vice President, Amateur and International Scouting
Marc Tramuta	Senior Advisor, Domestic and International Scouting
Drew Toussaint	Director, Amateur & International Scouting
Tom Fleischman	Manager, Amateur Scouting/Pacific Rim
Cole Jaskoviak	Coordinator, Amateur Scouting
Cesar Aranguren	Regional Supervisor, Southeast (Miami, FL)
Eddie Bane	Senior Advisor, Amateur Scouting (Carlsbad, CA)
Nathan Beuster	Regional Supervisor, Midwest (Shawnee, KS)
Tom Clark	Underclass Supervisor (Shrewsbury, MA)
Chris Hervey	National Pitching Crosschecker (Ann Arbor, MI)
Tyler Holmes	Regional Supervisor, West (Roseville, CA)
Ron Hopkins	Senior Advisor, Amateur Scouting (Seattle, WA)
Mike Ledna	Regional Supervisor, Northeast (Orange Park, FL)
Joe Oliver	Catching Evaluation Scout (Orlando, FL)
Doug Thurman	National Crosschecker (Tracy, CA)
Jacob Dorris	Data Tech Scout
Johnny Magliozzi	Scout
Jason McLaughlin	Scout
Nathan Rode	Scout

AREA SUPERVISORS

Gary Brown	Frisco, TX (North TX)
Jet Butler	Pensacola, FL (LA, MS, AL and FL Panhandle)
Brett Campbell	Freeport, FL (Central, FL and FL Panhandle)
Daniel Coles	Raleigh, NC (NC, VA)
Chris Heidt	Rockford, IL (IL, IA, IN, MN, WI, MI, Northern OH)
John Kosciak	Milford, MA (MA, CT, ME, RI, NH, VT, NY, NJ)
Rusty McNamara	Los Angeles, CA (Southern CA, HI)
Marlin McPhail	Irmo, SC (SC, GA)
Nelson Mompierre	Miami, FL (South FL, Puerto Rico)
Rich Morales	Pacifica, CA (Northern CA, OR, WA, ID, MT, WY, AK)
Joe Raccuia	Radford, VA (MD, PA, DE, WV)
Brian Reid	Gilbert, AZ (AZ, CO, NM, UT, Las Vegas)
Harry Shelton	Sugarland, TX (South TX)
Scott Thomas	Chesterfield, MO (KS, OK, NE, MO, ND, SD, IA)
Glenn Walker	Long Beach, CA (Southern CA)
Kevin Whiteside	Murfreesboro, TN (AR, KT, TN)

INTERNATIONAL SCOUTING

Steve Barningham.....	Director, International Scouting
Moises de la Mota.....	National Scout, Dominican Republic
John Hendricks.....	Supervisor, Pitching Evaluation & Development
Harold Herrera.....	National Scout, Colombia, Panama, Mexico
Ismael Perez.....	National Scout, Venezuelan
Oliver Dominguez.....	Supervisor, Dominican Republic & Cuba
Felix Romero.....	Coordinator, Dominican Republic
Martin Arvizu.....	Coordinator, Mexico
Luis Scheker.....	Caribbean Crosschecker
Kelvin Dominguez.....	Scout, Dominican Republic
Wilson Peralta.....	Scout, Dominican Republic
Robert Espejo.....	Scout, Venezuela
Manuel López.....	Scout, Venezuelan
Andres Nunez.....	Scout, Venezuela
Carlos Perez.....	Scout, Venezuela
Elvis Rios.....	Scout, Panama
Joel Serna.....	Part-time Scout
Jose Luis de Leon.....	Video Coordinator, Dominican Republic
Carlos Pellerano.....	Scout, Dominican Republic
Miguel Chang.....	Video Coordinator, Venezuela
Oliver Mieses.....	Video Assistant, Dominican Republic
Enrique Valdez.....	Tryout Coach
Jose Canela.....	Tryout Coach




PRO PLAYER EVALUATION

JEFF LEBOW

DIRECTOR, PRO PLAYER EVALUATION


- Promoted to director of pro player evaluation in 2022...Enters his 13th season with the Mets...From 2019-2021, he served as the assistant director of pro scouting.
- Worked as a baseball operations assistant from 2011-2014 and was a baseball operations coordinator from 2014-2019.
- Jeff, 34, graduated from Cornell University's School of Industrial and Labor Relations in 2011 where he served as president of the ILR Sports Management Club.



JASON DAVIS
Coordinator,
Pro Player Evaluation
(Stone Mountain, GA)



JAYMIE BANE
Pro Player Evaluator
(Okemos, MI)



TONY DEFRANCESCO
Pro Player Evaluator
(Sacramento, CA)



PAT JONES
Pro Player Evaluator
(Bradenton, FL)



JIM KELLY
Pro Player Evaluator
(Sea Cliff, NY)



ASH LAWSON
Pro Player Evaluator
(Athens, TN)



CHAD MACDONALD
Pro Player Evaluator
(Arlington, TX)



SHAUN MCNAMARA
Pro Player Evaluator
(Providence, RI)



ANDY PRATT
Pro Player Evaluator
(Peoria, AZ)



ROY SMITH
Pro Player Evaluator
(Chicago, IL)



RUDY TERRASAS
Pro Player Evaluator
(Santa Fe, TX)




ERNIE YOUNG
Pro Player Evaluator
(Scottsdale, AZ)

PRO PLAYER PERSONNEL


NATE HOROWITZ

SENIOR DIRECTOR, PRO PLAYER PERSONNEL

- Joined the organization in 2022 as the senior director of player personnel.
- Most recently served as the pro scouting director with the Angels, a position he held since 2016.
- Over the course of his career, he has overseen the day-to-day operations of a pro scouting department, advised the office of the general manager regarding player acquisitions and has worked in amateur scouting, including the management of the draft process.
- Began his career as an intern in the baseball operations department of the Arizona Diamondbacks in 2011, focusing on advance scouting, the amateur draft, and the arbitration process.
- The previous year, he served as the 16U National Team coordinator for USA Baseball in Durham, NC.
- The Newton, MA native received his bachelor's degree in economics in 2010 from the University of North Carolina at Chapel Hill.
- Nate, 34, currently lives in Harrison, NY with his wife, Jacki, and two children, Everly and Teddy.



JASON STEIN
Senior Manager,
Pro Player Personnel



RONNIE SOCASH
Manager,
Pro Player Personnel



BRYAN WOOLLEY
Assistant,
Pro Player Personnel



JOSEPH KOWAL
Senior Advisor,
Pro Player Personnel
(Yardley, PA)



DAVID KELLER
Special Advisor,
Pro Player Personnel
International/Amateur Special
Assignments (Houston, TX)



BON KIM
Pacific Rim Evaluator,
Korea (Daegu, South
Korea)



JEFFREY KUSUMOTO
Pacific Rim Evaluator, Japan
(Yokohama, Japan)

AMATEUR SCOUTING STAFF

DREW TOUSSAINT


DIRECTOR, AMATEUR & INTERNATIONAL SCOUTING

- Promoted to his current role in January 2023 after previously serving as the assistant director, amateur & international scouting.
- Previously served as the organization's national hitting crosschecker from 2020-22.
- Promoted to west regional supervisor in December of 2016...Joined the Mets as a part-time scout in February of 2012 before he was hired full-time in October of 2012.
- Was drafted by the Angels in the 13th round of the 2004 First-Year Draft from Southern University (LA)...Hit .271 with 71 homers as an outfielder over five minor league seasons in the Angels organization.
- Spent 2009 with the Fukuoka Softbank Hawks of the Japanese Professional Baseball League.
- Drew, 40, grew up in Compton, CA and currently resides in Lakewood, CA with his wife, Porchia and three children, Justin, Cameron and Peyton.




MARC TRAMUTA

Senior Advisor Domestic & International Scouting




TOM FLEISCHMAN

Manager, Amateur & International Scouting



COLE JASKOVIK

Coordinator, Amateur & International Scouting




CÉSAR ARANGUREN

Regional Supervisor, Southeast




EDDIE BANE

Senior Advisor Amateur Scouting



NATHAN BEUSTER

Regional Supervisor, Midwest



TOM CLARK

Underclass Supervisor




CHRIS HERVEY

National Pitching Crosschecker



TYLER HOLMES

Regional Supervisor, West



RON HOPKINS

Senior Advisor, Amateur Scouting



MIKE LEDNA

Regional Supervisor, Northeast



DOUG THURMAN

National Crosschecker




JOE OLIVER

Catching Evaluation Scout



JACOB DORRIS

Data Tech Scout



JOHNNY MAGLIOZZI

Scout



NATHAN RODE

Scout

Not pictured - Jason McLaughlin

AREA SUPERVISORS



GARY BROWN

Frisco, TX
(North TX)



JET BUTLER

Pensacola, FL
(LA, MS, AR, AL
and FL Panhandle)



BRETT CAMPBELL

Freeport, FL (Central FL
and FL Panhandle)



DANIEL COLES

Raleigh, NC
(NC, VA)



CHRIS HEIDT

Rockford, IL
(IL, IA, IN, MN, WI, MI,
Northern OH)



JOHN KOSCIAK

Milford, MA
(MA, CT, ME, RI, NH,
VT, NY, NJ)



RUSTY MCNAMARA

Los Angeles, CA
(Southern CA, HI)



MARLIN MCPHAIL

Irmo, SC
(SC, GA)




NELSON MOMPIERE

Miami, FL
(South FL, Puerto Rico)




RICH MORALES

Pacifica, CA
(Northern CA, OR,
WA, ID, MT, WY, AK)




JOE RACCUIA

Radford, VA
(MD, PA, DE, WV)




BRIAN REID

Gilbert, AZ
(AZ, CO, NM, UT, Las
Vegas)



HARRY SHELTON

Sugarland, TX
(South TX)




SCOTT THOMAS

Chesterfield, MO
(KS, OK, NE, MO, ND, SD, IA)



GLENN WALKER

Long Beach, CA
(Southern CA)



KEVIN WHITESIDE

Murfreesboro, TN
(AR, KT, TN)

INTERNATIONAL SCOUTING STAFF

STEVE BARNINGHAM DIRECTOR, INTERNATIONAL SCOUTING

- Named director, international scouting prior to the 2021 season.
- Promoted to special assignment scout following the 2019 season.
- Promoted to global crosschecker following the 2017 season...Was the Southeast supervisor from 2008-2017...Joined the Mets in 2006 as a Florida area scout.
- Worked as an area scout with the Oakland Athletics, covering Florida, Alabama and Georgia from 2004-2005...In 2003, he was responsible for Oregon, Washington, Idaho, Montana and Wyoming regions.
- Was an outfielder in the Texas Rangers organization from 1999-2001, making it as the Florida State League.
- Graduated from the College of Idaho with a degree in Liberal Arts...Was a member of the 1998 NAIA National Championship team in baseball.
- Steve currently resides in Land O'Lakes, FL with Carolyn Ewing and their children, Addison, Elaina and Kai.



MOISES DE LA MOTA
Supervisor,
Latin America



JOHN HENDRICKS
Supervisor
Pitching Evaluation
& Development



ISMAEL PEREZ
Supervisor
Venezuela




OLIVER DOMINGUEZ
Supervisor,
Dominican Republic



HAROLD HERRERA
Coordinator,
Latin America



FELIX ROMERO
Coordinator,
Dominican Republic



MARTIN ARVIZU
Coordinator,
Mexico



LUIS SCHEKER
Crosschecker,
Caribbean



KELVIN DOMINGUEZ
Scout,
Dominican Republic



WILSON PERALTA
Scout,
Dominican Republic



ROBERT ESPEJO
Scout,
Venezuela




MANUEL LÓPEZ
Scout,
Venezuelan



ANDRES NUNEZ
Scout,
Venezuela



CARLOS PEREZ
Scout,
Venezuela



ELVIS RIOS
Scout,
Panama



ENRIQUE VALDEZ
Tryout Coach



JOSE CANELA
Tryout Coach



JOSE DE LEON
Dominican Republic
Video Coordinator



CARLOS PELLERANO
Video/Area Scout



MIGUEL CHANG
Video Supervisor,
Venezuela

MINOR LEAGUE & PLAYER DEVELOPMENT

PLAYER DEVELOPMENT

Kevin Howard	Director, Player Development
Andrew Christie	Assistant Director, Player Development
Jeff Albert	Director, Hitting Development
Eric Jagers	Director, Pitching Development
Eddy Rodriguez	Field Coordinator
Ken Knutson	Assistant Field Coordinator
Jono Arnold	Pitching Coordinator
Kyle Driscoll	Assistant Pitching Coordinator/ Syracuse Pitching Coach
Kyle Rogers	Pitching & Performance Integration Coordinator
Miguel Bonilla	Complex Pitching Coordinator
Miguel Cairo	Infield Coordinator
Bob Natal	Catching Coordinator
Shane Robinson	Outfield/Baserunning Coordinator
Luis Rivera	Infield Roving Instructor
Max Vogel-Freedman	Coordinator, Player Development Programming
Jemile Weeks	Roving Instructor

PERFORMANCE

Bob Tarpey	Medical Coordinator
JT Podell	Director of Minor League Athletic Training and Reconditioning
Luke Passman	Performance Coaching Coordinator
Luke Novosel	Reconditioning Coordinator
Geordan Stapleton	Performance Nutrition Coordinator
Matt Witt	Reconditioning Therapist
Kory Wan	Reconditioning Performance Coach
Adam Devery	Reconditioning Athletic Trainer
Danny DiGregorio	Reconditioning Associate
Jackson Bertoli	Sports Science Coordinator
Bella Simpson	MiLB Performance Nutritionist
Emmanuel Gocio-Montes de Oca	MiLB Mental Performance Coach
Maria Bogaert	MiLB Mental Performance Coach

MINOR LEAGUE OPERATIONS

Ronny Reyes	Director, Minor League Operations
Juan Henderson	Director, Latin American Operations
Neskys Liriano	Manager, Minor League Education and Life Skills
John Mullin	Minor League Clubhouse & Equipment Manager
Drew Dunton	Assistant Minor League Clubhouse & Equipment Manager
Amy Ross	Coordinator, Minor League Operations
Ches Goodman	Assistant, Minor League Travel

DOMINICAN STAFF

Yezmin Chalas	Manager, DR Academy Operations
Carmen Ruiz	D.R. Academy Assistant
Kremlin Martinez	D.R. Academy Field Coordinator
Caitlin Lucas	D.R. Academy Athletic Training Coordinator
Jose Diaz	D.R. Academy Performance Lead
Guillermo Colina	D.R. Academy Performance Coach
Jhomelger Garcia	Latin America Medical Coordinator
Santiago Jimenez	D.R. Reconditioning Specialist
Juan Martinez	D.R. Rehab Coach
Anthony Sambois	Manager, Latin American Baseball Systems
Dakota Herman	DSL Pitching Coach
Maria Bogaert	D.R. Academy Mental Performance
Abel Encarnación	D.R. Academy Mental Performance
Manuel Genao	D.R. Academy Training Room Assistant
Luis Vasquez	D.R. Academy Video Assistant
Riquelme Mercedes	D.R. Academy Video Assistant

KEVIN HOWARD**DIRECTOR, PLAYER DEVELOPMENT**

- Joined the Mets in 2021 as the organization's director of player development and transitioned to the major league assistant hitting coach from May until the end of the season...Returned to the position of director of player development in 2022.
- Spent the previous six seasons in Cleveland's organization, including his last two as the organizations hitting coordinator.
- In 2018, served as the hitting coach for Double-A Akron after two seasons as the hitting coach for Class-A Lynchburg...Oversaw a Lynchburg offense in 2017 that ranked second in the Carolina League in runs scored and third in batting average en route to winning the league championship.
- Also served as the hitting coach with the Lake County Captains (2016) and Mahoning Valley Scrappers (2015).
- Played professionally for 12 seasons in the Reds, Yankees, Phillies, Dodgers, Mariners, Padres, Blue Jays and Cardinals organizations...Retired at the end of the 2014 season, spending the final two seasons of his playing career in independent ball.
- Was originally drafted in the fifth round of the 2002 First-Year Player Draft by Cincinnati.
- Earned a bachelor's degree in Business Management from the University of Miami, where played collegiately for three seasons, winning a National Championship in 2001.
- Kevin and his wife Amy reside in Phoenix, AZ, with their daughter, Hayden and a newborn on the way.

**JEFF ALBERT****DIRECTOR, HITTING DEVELOPMENT**

- Albert joins the Mets as the organization's director of hitting development.
- Was the hitting coach for the Cardinals from 2019-2022...Also spent five years as a hitting coach in the Cardinals' farm system from 2008-2012...Won the 2008 New York-Penn League Championship with Batavia (SS-A)...Spent the 2009-2012 seasons with Palm Beach (A).
- Spent six seasons with the Astros organization...Was Houston's second hitting coach in 2018...Served as the roving hitting instructor in 2013 and as the minor league hitting coordinator from 2014-2017.
- Played two seasons of Independent League baseball for the Washington (PA) Wild Things in 2003 and the Shreveport Captains in 2007.
- Played collegiately at Butler University...Led the team with 34 RBI and earned Second Team All-Horizon League honors at third base in 2002.
- Earned a Master's Degree from Louisiana Tech University where he was involved in various baseball training and research, as well as strength and conditioning work with the school's baseball and softball programs.
- Is a certified and conditioning specialist through the National Strength and Conditioning Association (NSCA).
- Albert, 42, currently resides in Rochester, NY.

**ERIC JAGERS****DIRECTOR, PITCHING DEVELOPMENT**

- Jagers joins the Mets as the organization's director of pitching development.
- Spent the last three seasons with the Reds organization...Was the major league assistant pitching coach from 2021-2022...Was assigned to the team's alternate training site in Mason, OH in 2020.
- Spent the 2019 season as a pitching strategist with the Phillies.
- Prior to working in the majors, Jagers worked in various positions at Driveline Baseball in Kent, WA.
- Pitched at Des Moines Area Community College from 2013-2016...Attended the University of Iowa in 2017 and retired from baseball prior to the 2018 season after suffering a shoulder injury.
- Jagers, 28, currently resides in Philadelphia, PA.



EDDY RODRIGUEZ

FIELD COORDINATOR



- Rodríguez joins the Mets as the organization's field coordinator in 2023.
- Served as the Marlins catching coach/catching director from 2020-2022.
- In 2019, was the Angels minor league catching coordinator, his first pro coaching position.
- Made his MLB debut in 2012 with San Diego and hit a home run in his first at-bat off of Johnny Cueto...Played two games for the Padres before returning to the minors.
- Spent 10 seasons in the Minors from 2006-2008 and 2011-2017 with the Reds, Padres, Rays, Red Sox, Yankees and Twins organizations...Held a career 32.7% caught stealing percentage, throwing out 207 baserunners over 633 stolen base attempts.
- Was drafted by the Cincinnati Reds in the 20th round of the 2006 First Year Player Draft out of the University of Miami.
- Defected from Cuba with his family at the age of seven.

KEN KNUTSON

ASSISTANT FIELD COORDINATOR



- Knutson is in his second season with the organization
- Served as the organization's coordinator of throwing projects in 2022.
- Spent six seasons in the Cleveland organization, serving as the organization's throwing programs and rehab coordinator (2015-2019) and manager of the AZL Indians Red (2020).
- Served as the pitching coach at Arizona State University from 2010-2014 and helped lead the Sun Devils to a College World Series appearance in 2010.
- Was the head baseball coach at the University of Washington from 1993-2009 and compiled a career record of 584-399-2...Is the program's all-time leader in coaching wins...Led the Huskies to two Pac-10 titles (1997, 1998) as well as four Northern Division titles.
- Prior to serving as the head baseball coach at University of Washington, spent five seasons as the program's pitching coach (1982-1986) and three seasons as assistant head coach (1990-1992).
- Managed the Seattle Studs of the Pacific International league from 1988-1989.
- Earned All-Pac-10 Conference honors as a pitcher after going 5-2 with a 2.89 ERA in 1981 at the University of Washington after transferring from the Seattle University.
- Was an All-State pitcher at Evergreen High School (Seattle) in 1976.
- Knutson lives in Chandler, AZ with his wife Pam...They have three children, Halie, Andrew, and Camille.

JONO ARMOLD

PITCHING COORDINATOR



- Arnold is in his second season as the organization's pitching coordinator.
- Spent six years in the Texas Rangers organization including the last two as their pitching coordinator.
- Previously worked as a roving pitching coach in 2019 following pitching coach stints with Spokane (2018) and the AZL Rangers (2016-17).
- Prior to joining the Rangers, Arnold was a pitching coach for the University of Texas at Dallas and the Texas Marshals of the Texas Collegiate League.
- The Florida native was selected by the Milwaukee Brewers in the 30th round of the 2012 draft and pitched two seasons in the Milwaukee system.
- Over 26 career minor league appearances, he compiled a 3.61 ERA and tallied 76 strikeouts in 72.1 innings of work.
- Attended Flagler College in St. Augustine, FL, and set numerous school records, including career starts (51)...Was a Second-Team All-Peach Belt Conference and an honorable mention All-Southeast Region.
- Graduated from Pine Crest (FL) High School...Earned a master's in Organizational Behavior from the University of Texas at Dallas.
- Jono resides in Plano, TX, with his wife Tori and their two sons, Coleson, Cooper and Andrew.

MIGUEL CAIRO

INFIELD COORDINATOR

- Cairo joins the Mets as the organization's infield coordinator.
- Spent the previous two seasons as the bench coach for the Chicago White Sox... Went 18-16 as acting White Sox manager for the final 34 games of the 2022 season.
- Spent three seasons (2018-20) as the infield coordinator in the New York Yankees minor-league system.
- Worked as a special assistant to Cincinnati Reds general managers Walt Jocketty and Dick Williams from 2013-17 following his retirement as a player...Also served on the Reds major league staff as interim bench coach for part of the 2013 season.
- Played 17 seasons in the major leagues with Toronto (1996), the Cubs (1997, '01), Tampa Bay (1998-2000), St. Louis (2001-03, '07), the Yankees (2004, '06-07), Mets (2005), Seattle (2008), Philadelphia (2009) and Cincinnati (2010-12).
- Was a career .264/.314/.361 (1,044-3,956) hitter with 193 doubles, 34 triples, 41 home runs, 394 RBI and 139 stolen bases in 1,490 games.
- Was Tampa Bay's Opening Day second baseman in its first-ever game on March 31, 1998.
- Originally was signed by the Los Angeles Dodgers as an international free agent on September 20, 1990.
- Miguel resides in Clearwater, FL, with his wife, Nicole, and their children, Lauren and Christian.



BOB NATAL

CATCHING COORDINATOR

- Starts his 18th season with the organization.
- Was the Montreal Expos/Washington Nationals bullpen coach from 2002-2005.
- Was a minor league coach and catching coordinator with the Florida Marlins organization from 1999-2001.
- Played in the major leagues for parts of six seasons with the Expos (1992) and Marlins (1993-1997)...Hit four home runs in 120 major league games.
- Was an original member of the Marlins, selected in the 1992 Expansion Draft (55th overall selection)...Spent his first full season in the big leagues in 1993 with Florida...Is one of six players to play for the Marlins in each of the club's first five years of existence (Conine, Arias, Nen, Sheffield, Rapp).
- Was a member of the 1997 World Champion Florida Marlins.
- Earned All-Star status at every minor league level, from Rookie League to Triple-A.
- Taken by the Montreal Expos in the 13th round of the 1987 Free Agent Draft.
- Attended the UC San Diego, where he was an NCAA Division III First-Team All-America selection... Inducted into the UCSD Hall of Fame in 2014.
- Bob lives with his wife, Audrey, and has three sons: Colby, Cooper and Cavan...Has one grandson, Kiran



SHANE ROBINSON

OUTFIELD/BASERUNNING COORDINATOR

- Shane Robinson joins the Mets as the organization's outfield/baserunning coordinator.
- Was the bench coach for Double-A San Antonio of the Padres organization in 2022.
- Spent parts of nine season in the majors with the Cardinals (2009-2014), Twins (2015), Angels (2016-2017) and Yankees (2018).
- Was a career .264/.314/.361 (1,044-3,956) hitter with 193 doubles, 34 triples, 41 home runs, 394 RBI and 139 stolen bases in 1,490 games.
- Batted .313 (5-16) with a home run, a double and three RBI during the Cardinals' World Series championship run in 2013.
- Was drafted in the fifth round by the Cardinals in the 2006 First-Year Player Draft.
- Played collegiately at Florida State and started all 202 games during his career...Was named the 2005 Collegiate Baseball National Player of the Year...Set a program record with a 40-game hitting streak during the 2005 season...Was the first player in school history to have 100 hits and 40 stolen bases in the same season...Was a member of the USA college national team in 2005.
- Graduated from Tampa Jesuit High School., the same high school to produce manager Lou Piniella, Brad Radke, Jason Michaels, Lance McCullers Jr. and Dave Magadan...Lettered all four years in both baseball and football and earned First-Team All-State honors in both sports during his junior and senior seasons.
- Robinson resides in Atlanta, GA with his wife Jess, and their children Tinley Anne and Harper.



LUIS RIVERA ROVING INFIELD INSTRUCTOR

- Rivera is in his first season as the organization's Roving Infield Instructor.
- Managed Brooklyn (A) in 2022 and led the Cyclones to the South Atlantic League Playoffs...Was the first former Cyclones player to manage the club.
- Served as the bench coach at Syracuse...Was slated to be the bench coach with Binghamton in 2020...Served as the hitting coach with Columbia in 2019.
- Spent the 2018 season as bench coach at Binghamton (AA)...Was the manager of Kingsport (R) from 2015-2017...Has been with the Mets organization since 2010.
- Spent three seasons as the short-season hitting coordinator (2012-2014)...Also served as a hitting coach at Binghamton (AA) in 2014 when the Binghamton squad won the Eastern League Championship.
- Was the hitting coach for the Scottsdale Scorpions in the Arizona Fall League in 2013.
- Served as hitting coach for Kingsport in 2011.
- Split the 2010 season in Savannah (A) and Kingsport, serving as a player/coach in Savannah and infield coach for Kingsport.
- Was named a New York-Penn League All-Star as a member of the Cyclones during the 2009 season.
- Was a middle infielder playing in the minor leagues for the Mets and Chicago Cubs from 2005-2010, making it as high as Buffalo (AAA) of the International League in 2009.
- Luis, 39, resides in Miami with his wife, Jessica, and their children, Mateo Rivera and Alanis.



KYLE ROGERS PITCHING & PERFORMANCE INTEGRATION COORDINATOR

- Rogers joins the Mets as the organization's Pitching & Performance Coordinator.
- Owned Rogers Performance in Puyallup, WA from 2020-2022.
- Previously served as the Director of Athletic Performance at California State University, Northridge where he oversaw the strength and conditioning programs for 19 NCAA Division 1 teams.
- Worked at Driveline Baseball in Kent, WA from 2017-2019.
- Graduated from Belmont Abbey College with a bachelors in Sport Management in 2014.



METS FIRST-ROUND DRAFT PICKS

1965	Les Rohr, LHP	1985	Gregg Jefferies, IF	2005	Mike Pelfrey, RHP
1966	Steve Chilcott, C#	1986	Lee May Jr., OF	2006	No Selection
1967	Jon Matlack, LHP	1987	Chris Donnels, IF	2007	No Selection
1968	Tim Foli, IF#	1988	David Proctor, RHP	2008	Ike Davis, 1B
1969	Randy Sterling, RHP	1989	Alan Zinter, C		Reese Havens, SS
1970	George Ambrow, IF*	1990	Jeromy Burnitz, OF	2009	No Selection
1971	Richard Puig, IF	1991	Al Shirley, OF	2010	Matt Harvey, RHP
1972	Richard Bengston, C	1992	Preston Wilson, IF	2011	Brandon Nimmo, OF
1973	Lee Mazzilli, OF		Chris Roberts, LHP	2012	Gavin Cecchini, INF
1974	Cliff Speck, RHP	1993	Kirk Presley, RHP	2013	Dominic Smith, INF
1975	Butch Benton, C	1994	Paul Wilson, RHP#	2014	Michael Conforto, OF
1976	Tom Thurberg, OF		Terrence Long, IF/OF	2015	No Selection
1977	Wally Backman, IF	1995	Ryan Jaroncyk, SS	2016	Justin Dunn, RHP
1978	Hubie Brooks, IF	1996	Robert Stratton, OF	2017	David Peterson, LHP
1979	Tim Leary, RHP	1997	Geoff Goetz, LHP	2018	Jarred Kelenic, OF
1980	Darryl Strawberry, OF#	1998	Jason Tyner, OF	2019	Brett Baty, INF
	Billy Beane, OF	1999	No Selection	2020	Pete Crow-Armstrong, OF
	John Gibbons, C	2000	Billy Traber, LHP	2021	Kumar Rocker, RHP
1981	Terry Blocker, OF	2001	Aaron Heilman, RHP	2022	Kevin Parada, C
1982	Dwight Gooden, RHP		David Wright, IF		Jett Williams, INF
1983	Eddie Williams, IF	2000	Scott Kazmir, LHP		
	Stan Jefferson, OF	2003	Lastings Milledge, OF		
1984	Shawn Abner, OF#	2004	Philip Humber, RHP		

- First Overall Pick

MAX VOGEL-FREEDMAN

COORDINATOR, PLAYER DEVELOPMENT PROGRAMMING

- Is in his fourth season with the Mets and first as coordinator, player development programming.
- Served as a player development video intern for the Tampa Bay Rays in 2019.
- Was an assistant coach and director of baseball operations for the Pomona-Pitzer Baseball Program in 2018.
- Pitched collegiately at Bowdoin College from 2014-2018 where he majored in Government & Legal Studies...Served as captain in his senior season and led the team in starts, strikeouts, innings pitched and ERA in his senior season.
- Completed an internship at the New York City Mayor's office in the summer of 2016.
- Was a four-year Varsity player at Conard High School in West Hartford, CT.



JEMILE WEEKS

ROVING INSTRUCTOR/BASERUNNING INSTRUCTOR

- Is in his second season as a roving instructor.
- Played in the major leagues for parts of six seasons with the Athletics (2011-2013), Orioles (2014), Red Sox (2014-2015) and Padres (2016).
- Was the American League Rookie of the Month for the month of June in 2011.
- Played in the Cubs organization in 2017 and with Acereros de Monclova of the Mexican League in 2018.
- Was drafted 12th overall by the Oakland Athletics in the 2008 MLB Amateur Draft.
- Played collegiately at the University of Miami from 2006-2008 and was named to Baseball America's First-Team Freshman All-American in 2006...Was voted as the program's best second baseman of all-time by *NCAA.com*.
- Was a member of the USA college national team that won the World University Championship in 2006.
- Was an All-State shortstop at Lake Brantley High School in Altamonte, FL.
- Is the younger brother of 14-year major league veteran and All-Star second baseman Rickie Weeks.



MINOR LEAGUE PERFORMANCE

JT PODELL

DIRECTOR, MINOR LEAGUE ATHLETIC TRAINING AND RECONDITIONING

- Rejoins the Mets for his third year with the organization after spending the last three seasons with the New Jersey Devils as the team's director of rehabilitation & head athletic trainer.
- Was with the Mets major league staff from 2019-2020 as the reconditioning therapist & assistant athletic trainer.
- Spent three years as the rehabilitation coordinator with the Houston Astros.
- Podell received his Doctor of Physical Therapy Degree in 2015 from the University of Lynchburg (VA).
- Prior to physical therapy school, completed his Master of Education Degree in Sports Medicine from the University of Virginia and his undergraduate degree in Athletic Training and Exercise Science from the Manchester University (IN)...During his time at Manchester University he was a two-year letterman in baseball.
- Podell is a native of Walkerton, IN, and now resides in Easton, PA with his wife Julie and their 2 children Sadie and Avery.



BOB TARPEY

ATHLETIC TRAINING COORDINATOR


- Is in his third year with the Mets and first as Minor League Medical Coordinator...In 2022, served as the team's athletic training coordinator...Joined the organization as a minor league athletic trainer in 2021 after spending the previous 15 seasons with the Toronto Blue Jays, making stops at Triple-A Buffalo, Double-A New Hampshire, High-A Dunedin, Single-A Lansing and Rookie-Level Pulaski.
- Selected as athletic trainer for the 2015 Futures Game at Great American Ball Park... Was named the 2014 Minor League Athletic Trainer of the Year and the Eastern League Athletic Trainer of the Year...Selected to the Arizona Fall League as an Athletic Trainer in 2010... Named the Midwest League Athletic Trainer of the Year in 2008.
- Prior to working in professional baseball, worked as an athletic trainer with the US Navy.
- Graduated from the University of Maine at Presque Isle and earned his master's at California University of Pennsylvania.
- Tarpey, 42, resides in Winthrop, MA with his wife Erin and twins, Brady and Hannah.



LUKE PASSMAN

PERFORMANCE COACH COORDINATOR

- Begins his fifth season as the performance coach coordinator...He works closely with performance coordinators to ensure continuity throughout the organization.
- Previously, he was the head of sport science support (2016-2018) and head of strength and conditioning (2012-2016) for Sototennis Academy and at Teesside University working with various sports, including running, wrestling, volleyball, table tennis, swimming and boxing.
- Worked within professional Rugby for the Newcastle Falcons during 2009-2010.
- Luke graduated from Teesside University with an MSc in Strength & Conditioning in 2010 and a BSc in Sport and Exercise Science in 2009.
- Luke, 34, is originally from London, England, but currently resides in Jupiter, FL.



PERFORMANCE

JT Podell.....	Director, Minor League Athletic Training and Reconditioning
Bob Tarpey.....	Minor League Medical Coordinator
Jhomelger Garcia.....	Medical Coordinator, Latin America
Luke Novosel.....	Minor League Reconditioning Coordinator
Kory Wan.....	Reconditioning Performance Coach
Matt Witt.....	Minor League Reconditioning Therapist
Adam Devery.....	Minor League Reconditioning Athletic Trainer
Luke Passman.....	Minor League Performance Coaching Coordinator
Geordan Stapleton.....	Minor League Performance Nutrition Coordinator
Bella Simpson.....	Minor League Performance Nutritionist
Maria Bogaert.....	Mental Performance Coach
Emmanuel Goico-Montes de Oca.....	Mental Performance Coach

MINOR LEAGUE OPERATIONS

RONNY REYES

DIRECTOR, MINOR LEAGUE OPERATIONS

- Begins his sixth season as the director of minor league operations after serving as the manager of St. Lucie operations from 2015-2017...The 2023 season will be his 19th season in the Mets organization.
- Served as the coordinator of international operations from 2013-2015.
- Was the Mets Gulf Coast League administrator from 2006-2012...Joined the organization in 2005 as a baseball operations intern.
- Graduated cum laude from New York Tech in 2004 where he also played baseball.
- Originally from Brentwood, NY, Reyes makes his home in Palm Beach Gardens, FL with his wife, Christina and their son, Brady and daughter, Paityn Marie.



JUAN HENDERSON

DIRECTOR, LATIN AMERICAN OPERATIONS

- Enters his 20th season in the Mets organization.
- Served as the Dominican Academy administrator since 2003 and was promoted to director, Latin American operations in November, 2013.
- Oversees the day-to-day operations and administration.
- Attended Gulf Coast Community College (FL) from 1991-1993...Drafted in the 27th round of the 1992 June Draft by the Angels.
- Played five years (1993-1997) in the Angels minor league system...Was second in the Arizona League with a .323 batting average in 1993 and was third in stolen bases (47) in 1995 in the Midwest League.
- Graduated from Universidad Apec in Santo Domingo, DR with a degree in Business Administration in 2003.
- Juan, 51, and his wife, Veronica, reside in Santo Domingo, DR with their children: Angel, Alex and Amy.



JOHN MULLIN

Equipment/Operations
Manager



DREW DUNTON

Assistant
Clubhouse Manager



NESKYS LIRIANO

Manager of Minor
League Education and
Life Skills



AMY ROSS

Coordinator,
Minor League Operations

WEBSTER AWARD WINNERS

The Webster Award is presented in remembrance of Mets minor league pitcher Richard Webster, who tragically lost his life in an attempt to save the lives of friends in danger. It is awarded to the Mets minor league athlete who best exemplifies the integrity and character displayed by Richard in his life and career. The following are past recipients of this award.

1983	Brian Ballard	1994	Edgardo Alfonzo	2008	Josh Thole
1984	Kelvin Chapman	1995	Kevin Morgan	2009	Kai Gronauer
	Herm Winningham	1996	Jay Payton	2010	Luis Rivera
1985	Rick Anderson	1997	Scott Hunter	2011	Jeurys Familia
1986	Al Pedrique	1998	Benny Agbayani	2012	Eddie Rohan
1987	Keith Miller	1999	Pedro Grifol	2013	Hamilton Bennett
1988	Steve Springer	2000	Paul Wilson	2014	Joe Tuschak
	Andre David	2001	Jerrold Riggan	2015	T.J. Rivera
1989	Tim Bogar	2002	Chris Basak	2016	Brandon Nimmo
	Jeff McKnight	2003	David Wright	2017	Colton Plaia
1990	Jeff Gardner	2004	Rodney Nye	2018	Scott Manea
1991	Joe Delli Carri	2005	Joe Hietpas	2019	Luis Carpio
1992	Jeff Gardner	2006	Bobby Malek	2020	Not Awarded
1993	Dale Plummer	2007	Corey Ragsdale	2021	Not Awarded

2023 MINOR LEAGUE STAFF

SYRACUSE METS (TRIPLE-A)

Dick Scott	Manager
Kyle Driscoll	Assistant Pitching Coordinator/Pitching Coach
Collin Hetzler	Hitting Coach
J. P. Arencibia	Bench Coach
Jordan Kraus	Development Coach
Hiroto Kawamura	Athletic Trainer
Vanessa Weisbach	Athletic Trainer
Alex Tavarez	Performance Coach

BINGHAMTON RUMBLE PONIES (DOUBLE-A)

Reid Brignac	Manager
AJ Sager	Pitching Coach
Darin Everson	Hitting Coach
Mariano Duncan	Bench Coach
Jeremy Cologna	Development Coach
Austin Dayton	Athletic Trainer
Ryan Orr	Performance Coach

BROOKLYN CYCLONES (HIGH-A)

Chris Newell	Manager
Victor Ramos	Pitching Coach
Richie Benes	Hitting Coach
John Vaughn	Bench Coach
Juan Loyo	Development Coach
Paul Gonzales	Athletic Trainer
Drew Skrocki	Performance Coach

ST. LUCIE METS (SINGLE-A)

Gilbert Gomez	Manager
Dan Mckinney	Pitching Coach
Eduardo Nunez	Hitting Coach
Yucarybert De La Cruz	Bench Coach
Regan Durham	Development Coach
Anthony Olivieri	Athletic Trainer
Jake Allen	Performance Coach

FLORIDA COMPLEX LEAGUE METS

Jay Pecci	Manager
Alejandro Diaz	Hitting Coach
Peter Mooney	Infield Coach
Chris Jacobs	Bench Coach
Miguel Bonilla	Complex Pitching Coordinator
Garrett Baker	Integration Pitching Coach
Gretchen Aucoin	Rehab Hitting Coach
Luis Alvarado	Pitching Instructor
Nick Ascue	Hitting Instructor
Alejandro Diaz	Hitting Instructor
Micah Evans	Outfield Coach
Jeremy Kivel	Rehab Pitching Coach
Hector Alvarez	Catching Instructor
Breanne Nasti	Development Coach
Joe Parrillo	Athletic Trainer
Kylie Holton	Athletic Trainer
Juan Rodriguez	Performance Coach
Tavian Craf	Performance Coach

DSL METS #1

Danny Ortega	Manager
Cristhian Martinez	Pitching Coach
Leo Hernandez	Hitting Coach
Adrian Texidor	Bench Coach
Adrian Abreu	Catching Instructor
Christina Gambino	Athletic Trainer
Guillermo Colina	Performance Coach

DSL METS #2

Mac Seibert IV	Manager
Wander Cabrera	Pitching Coach
Bryce Wheary	Hitting Coach
Gilberto Mejia	Bench Coach
Antonio Sosa	Athletic Trainer
Ismael Campusano	Performance Coach

SYRACUSE METS (AAA) | INTERNATIONAL LEAGUE


ADDRESS: 1 Tex Simone Dr, Syracuse, NY 13208

PHONE: (315) 474-7833

WEBSITE: syracusemets.com

TWITTER: @SyracuseMets

AFFILIATE SINCE: 2019



STADIUM (CAP.): NBT Bank Stadium (11,071) **DIMENSIONS:** LF (330), CF (400), RF (330) **SURFACE:** Natural Grass

DICK SCOTT MANAGER

- Begins his 10th season with the organization and his first with Syracuse.
- Served as the organization's coordinator, coaching development and instruction from 2021-2022.
- Served two seasons as the major league team's bench coach from 2016-2017.
- Served as the director of player development for the Marlins from 2018-2020.
- Served as the director of player development for the Mets from 2013-2015...Was the club's minor league field coordinator from 2011-2012.
- Was the Houston Astros minor league field coordinator before joining the Mets.
- Was the Toronto Blue Jays Director of Player Development from 2001-2009.
- A former infielder, he began his coaching career as a minor league manager in the Oakland Athletics organization in 1991.
- Named the 1994 Minor League Manager of the Year by USA Today Baseball Weekly.
- Also was selected Arizona League Manager of the Year with Scottsdale in 1991, the Northwest League Manager of the Year with Southern Oregon in 1992 and the California League Manager of the Year in 1994 with Modesto.
- Was originally drafted in the 17th round of the 1981 Amateur Draft...Played 10 total seasons between the Yankees and A's organizations, appearing in three regular season games with the 1989 World Champion Oakland Athletics.
- In 1997, Scott joined the Arizona Diamondbacks as a manager with South Bend (A) of the Midwest League.
- Served Arizona as the Advance Scout for the major league team in 1998...Left Arizona on November 28, 2001 to join Toronto.
- The Ellsworth, ME native graduated from Ellsworth High in 1981 where he played baseball, basketball and soccer.
- Dick and his wife, Kristin, have two sons, Ryan and Zach along with two grandchildren, Carter and Marley.



KYLE DRISCOLL PITCHING COACH

- Begins his fourth season in the organization and his first with Syracuse.
- Served as the club's pitching coordinator in 2022.
- Was named Mets Player Development Staff Member of the year in 2021 along with Minor League Medical Coordinator, Matt Hunter.
- Served as the pitching and movement analyst in 2020 and the pitching movement/rehab coach in 2021.
- Worked at Cressey Sports Performance as their pitching coordinator from 2019-2021 as well as their pitching coach and strength coach from 2018-2019.
- Attended Rutgers University where he played baseball for the Scarlet Knights... Graduated with a Bachelor's degree in Labor and Industrial Relations and Criminal Justice at Rutgers.
- Kyle, 28, resides in Arnold, MD with his wife, Gabby.



COLLIN HETZLER HITTING COACH

- Enters his third season with the organization and his first with Syracuse.
- Spent the previous two seasons as the organization's complex hitting coordinator.
- Was named Mets Minor League Staff Member of the Year in 2022.
- Was a hitting trainer and operations manager at Driveline Baseball in Kent, WA.
- Played in 103 games (97 starts) at shortstop in two seasons (2011-2012) at Houston Baptist University...Led the team with a .359 batting average in 2012.
- Played his first two seasons of college baseball at Galveston College...Was a First-Team All-Conference selection as a sophomore and was named the team's Offensive Player of the Year as a freshman.
- Earned a MBA from Houston Baptist University in 2017.
- Was a First-Team All-District selection at Aledo High School in Texas.
- His stepfather, Brian Milner, played professionally with the Toronto organization and was with the major league squad in 1978.
- Hetzler, 32, lives in Fort Worth, TX.

**J.P. ARENCIBIA** BENCH COACH

- Enters his first season with the Mets organization.
- Served as an analyst on Bally Sports Florida and Marlins Radio from 2019-2022...Took home a Suncoast Regional Emmy Award in 2022.
- Played professionally for six seasons from 2010-2015 with the Blue Jays (2010-2014), Rangers (2014) and Rays (2015)...Slugged 80 home runs and drove in 245 RBI in 466 career games.
- Hit 23 home runs in 2011, are tied with Russell Martin (2015) for the most by a Blue Jays catcher in a single season.
- Was the recipient of the Blue Jays Heart and Hustle Award in 2011 and was the organization's nominee for the Roberto Clemente Award in 2013.
- Played for the United States in the 2013 World Baseball Classic, going 1-5 in two games.
- Named the Pacific Coast League's Most Valuable Player in 2010 with Triple-A Las Vegas after ranking second in the league in slugging (.626) and third in home runs (32).
- Was drafted by Toronto in the first round (21st overall) in the 2007 First Year Player Draft out of the University of Tennessee...Was drafted in the 17th round of the 2004 First-Year Player by Seattle but did not sign.
- Was a three-year starter at Tennessee and was named SEC Freshman of the Year in 2005...Ranks among the top 10 in program history in total bases (3rd), RBI (4th), extra-base hits (5th), home runs (6th) and hits (7th)... Played in the 2005 College World Series.

**JORDAN KRAUS** DEVELOPMENT COACH


- Enters his first season with the Mets organization.
- Was a pitching and strength and conditioning coach at Cressey Sports Performance in Hudson, MA from 2020-2023...Began at Cressey as a strength and conditioning intern in 2019...Was a pitching and strength coach at T3 Performance from 2016-2019.
- Played six years of Independent League baseball with the Taos Blizzard (2014), Roswell Invaders (2014), Frontier Greys (2015), Lake Erie Crushers (2016), Florence Freedom (2016-2018) and Milwaukee Milkmen (2019)...Was a Frontier League All-Star selection in 2017.
- Served as an assistant baseball coach at Ashland University (OH) during the 2016 season.
- Played collegiately at Wheeling Jesuit University (WV) from 2010-2013 as a pitcher and infielder...Was named to the All-West Virginia Intercollegiate Athletic Conference as a shortstop in his senior season.
- Earned his MBA from Wheeling Jesuit in 2015.

**PERFORMANCE STAFF**

HIROTO KAWAMURA
Athletic Trainer



VANESSA WEISBACH
Athletic Trainer



ALEX TAVAREZ
Performance Coach

BINGHAMTON RUMBLE PONIES (AA) | EASTERN LEAGUE

ADDRESS: 211 Henry St., Binghamton, NY 13901

PHONE: (607) 722-3866 **WEBSITE:** binggrp.com

AFFILIATE SINCE: 1992

TWITTER: @RumblePoniesBB



STADIUM (CAP.): NYSEG Stadium (6,012) **DIMENSIONS:** LF (330), CF (400), RF (330) **SURFACE:** Natural Grass

REID BRIGNAC **MANAGER**

- Begins his fourth year in the organization and his second as Binghamton's manager.
- Spent the 2021 season as the manager of the St. Lucie Mets.
- Was slated to manage Columbia in 2020, his first year as a manager after retiring as a player in 2018.
- Appeared in parts of nine years in the major leagues with the Tampa Bay Rays, Colorado Rockies, Atlanta Braves, Philadelphia Phillies, New York Yankees and Miami Marlins.
- Originally drafted by the Tampa Bay Rays in the second round of the 2004 First-Year Player Draft out of St. Amant High School in Louisiana.
- Reid, 37, resides in Tampa, FL, with his wife Lauren and their sons, Reid Jr. and Jace.



A.J. SAGER **PITCHING COACH**

- Sager begins his second season with the Mets organization, first with Binghamton.
- Was the pitching coach for Brooklyn in 2022.
- Served as the minor league pitching coordinator with the Detroit Tigers for eight seasons prior to joining the Mets.
- The 57-year-old spent 20 seasons with the Detroit Tigers organization, including six seasons as the pitching coach with Toledo (AAA).
- Pitched professionally for 12 seasons from 1988-1999, logging time in the San Diego, Colorado, Detroit and Cincinnati organizations.
- In 123-lifetime major league appearances with the Padres (1994), Rockies (1995) and Tigers (1996-98), Sager posted a 12-15 record, with five career saves and a 5.36 ERA.
- Played four years of football at the University of Toledo before joining the baseball team his senior year.
- He also served as a color analyst for the University of Toledo football network for eight seasons (2000-07).



DARIN EVERSON **HITTING COACH**

- Enters his first season with the Mets organization.
- Spent the previous five seasons as the Colorado Rockies hitting coordinator...Also served as the organization's Triple-A hitting coach in 2017, Double-A hitting coach from 2013-2014 and as the club's Double-A manager from 2015-2016.
- Was the manager and director of baseball operations for the Washington Wild Things of the independent Frontier League from 2010-2011.
- Was part of the Florida Marlins organization for four years...Served as the manager for Greensboro (A) during the 2009 season...Served as the field manager of Jamestown (A) from 2007-2008 ...Was the hitting coach for Jupiter (A) in 2006.
- Served as an associate scout for the Baltimore Orioles from 2003-04.
- Played catcher and first base in the minor leagues for seven years with the Montreal Expos, Pittsburgh Pirates and Boston Red Sox, as well as in the Frontier League and Northern League.
- Darin and his wife Teri have three children: Jared, Taylor and Taryn.



MARIANO DUNCAN BENCH COACH

- Enters his fifth season in the organization and second at Double-A after
- Served as the bench coach for the Brooklyn Cyclones (High-A) in 2020...Served in the same role with Kingsport (R) in 2019.
- Spent the 2018 in the Detroit Tigers system, serving as the hitting coach for West Michigan (A).
- Previously spent eight seasons in the Chicago Cubs organization, serving as the hitting coach for Triple-A Iowa (2017), Class-A Daytona/Myrtle Beach (2013-2016) and two seasons with Double-A Tennessee (2011-2012).
- Began his coaching career with the Gulf Coast League Dodgers in 2003 and spent eight seasons in the Dodgers organization, serving as a coach with Triple-A Las Vegas (2005), Double-A Jacksonville (2004) and the first base coach for the Los Angeles Dodgers from 2006-2010.
- The former infielder played 12 major league seasons with the Dodgers (1985-89), Reds (1989-91, 1995), Phillies (1992-95), Yankees (1996-97) and Blue Jays (1997).
- Was a member of two World Series Champions, the 1990 Cincinnati Reds and the 1996 New York Yankees.
- Inducted into the Dominican Republic Baseball Hall of Fame in 2008.
- Mariano, 59, is marrying his fiancé, Monique Weithers, on March 13, 2023...He has seven children, Mariano, Christopher, Dustin, Jonatan, Damaris, Luis Enrique and Marianny.

**JEREMY COLOGNA DEVELOPMENT COACH**

- Joins the Mets as Double-A Binghamton's development coach.
- Spent the previous two seasons at Missouri State University as a volunteer assistant coach...Served as the program's first base coach, assisted with offensive development and game planning and worked closely with Bears' catchers...Was named director of player development in October 2022.
- Was an assistant coach for the Wareham Gatemen of the Cape Cod League in 2022.
- Earned his Master's Degree in sports management from Missouri State University in May 2022.
- Served as the commissioner of the Show-Me Collegiate League in the summer of 2021.
- Was a catcher and pitcher at Avila University from 2017-2018...Served as a student assistant at Avila University from 2018-2020...Began his collegiate baseball career at St. Charles Community College.

**PERFORMANCE STAFF**

AUSTIN DAYTON
Athletic Trainer



RYAN ORR
Performance Coach


BROOKLYN CYCLONES (A) | SOUTH ATLANTIC LEAGUE

ADDRESS: 1904 Surf Ave., Brooklyn, NY 11224

PHONE: (718) 449-8497

WEBSITE: brooklyncyclones.com **TWITTER:** @BKCyclones

AFFILIATE SINCE: 2001



STADIUM (CAP.): Maimonides Park (7,000) **DIMENSIONS:** LF (315), CF (412), RF (312) **SURFACE:** Field Turf

CHRIS NEWELL **MANAGER**

- Enters his fourth season with the Mets and his second in Brooklyn.
- Was the bench for the Cyclones in 2022...Also helped with major league rehab players.
- Served as the bench coach, assistant hitting coach and infield instructor for Double-A Binghamton in 2021.
- Previously served as manager of the Birmingham-Bloomfield Beavers in the United Shore Professional Baseball League from 2016-2019.
- Guided the Beavers to consecutive Championships in 2017 and 2018...Was named Manager of the Year in 2016, 2017 and 2018.
- Was a scout with Tampa Bay (1999-2005) and with the New York Yankees (2006-2016).
- Managed the Kalamazoo Kings of the Frontier League in 2003.
- Played parts of two years in the Independent Big South League, Heartland League and Frontier League.
- Served as associate head coach/recruiting coordinator (2002-2005) at Oakland University.
- Chris resides in Clarkston, MI...Has one daughter, Peyton.



VICTOR RAMOS **PITCHING COACH**

- Begins his fourth year with the Mets and first with Brooklyn.
- Spent the previous year at Low-A St. Lucie as the pitching coach after serving the same role with DSL Mets2 in 2020.
- Joined the Mets organization as a player development associate for St. Lucie in 2019 where he headed up the team's video operations.
- Originally drafted by the Pirates in the 35th round of the 2000 First-Year Player Draft as a catcher, but converted to pitcher in 2004...Played for the Cubs in 2005 and was selected in the 2006 Minor League Phase of the Rule 5 Draft by the Red Sox...Had "Tommy John" Surgery that ended his career.
- Active member of the Puerto Rico staff in the last three editions of the World Baseball Classic, serving as a bullpen catcher, quality control coach and video coordinator.
- Is the active pitching coach for Criollos de Caguas in the Puerto Rico Winter League...Has also served as the bench coach of Gigantes de Carolina.
- Victor, 41, has two daughters, Taymarie Ramos and Victoria Cristina.



RICHIE BENES HITTING COACH

- Begins his fifth season in the organization and his second in Brooklyn...He served as a coach with the Cyclones throughout the playoffs during their championship season in 2019.
- Joined the organization in April of 2019 as a hitting coach at the Dominican Academy...Served as a hitting coach at the Complex League in 2021.
- Was the hitting and infield coach at Saint Peter's University in Jersey City, NJ...Also coached at the University of Bridgeport and Monroe College in New Rochelle, NY.
- Served as the hitting coach for the Danbury Westerners, a member of the New England Collegiate Baseball League.
- Originally selected by the Kansas City Royals in the 23rd round of the 1996 First-Year Player Draft from Christopher Columbus High in The Bronx, NY.
- Played two years in the minors in the Royals system...Also played in Independent leagues including the Northeast League, Texas-Louisiana League, American Association and the Canadian-American League.
- Richie, 44, resides in The Bronx.



JOHN VAUGHN BENCH COACH

- Is in his third season with the Mets and first as Brooklyn's bench coach.
- The last two seasons has been in Binghamton having worked as a player development associate in 2021 and as a minor league analytics associate in 2022.
- Earned his master's in Sport Management from St. John's University in 2020 while volunteering with the baseball team.
- Worked at MLB in their Pitchcast/Statcast department in 2019 and 2020.
- Was a four-year starter and two-time captain of the baseball team at Anna Maria College in Paxton, MA.
- John, 35, resides in New York City with his wife, Alaina, and their son, Grady.



JUAN LOYO DEVELOPMENT COACH


- Enters his first season as Brooklyn's development coach.
- Compiled a career .263 (91-346) batting average over 124 games in the Mets farm system from 2018-2022...Appeared in at least one game at every level.
- Signed with the Mets as a minor league free agent on June 2, 2018.
- Loyo, 23, resides in Araure, Venezuela.



PERFORMANCE STAFF



PAUL GONZALEZ
Athletic Trainer



DREW SKROCKI
Performance Coach

ST. LUCIE METS (A) | FLORIDA STATE LEAGUE

ADDRESS: 31 Piazza Dr., Port St. Lucie, FL 34986

PHONE: (772) 871-2100

WEBSITE: stluciemets.com

TWITTER: @stluciemets

AFFILIATE SINCE: 1988



STADIUM (CAP.): Clover Park (7,000)

DIMENSIONS: LF (338), CF (410), RF (338)

SURFACE: Natural Grass

GILBERT GOMEZ **MANAGER**

- Begins his sixth season in the Mets system and his second with St. Lucie.
- Served as the bench coach for St. Lucie in 2022.
- Served as bench coach for the FCL Mets in 2021
- Was slated to be the bench coach with Kingsport (R) in 2020.
- In 2019, was the bench coach with Columbia (A)...Spent 2018 as the DSL Mets2 (R) hitting coach.
- Served as the hitting coach and third base coach for the 2022 bronze medalist Dominican Republic national team in the Tokyo Olympics.
- Was the bench coach for the DR National Team 2018 U23 World cup, which was held in Colombia.
- Has served in a variety of roles in the Dominican Winter League, most recently as the Quality Control Coach for Tigres del Licey...Won the 2023 Caribbean Series with Licey.
- Managed the Dominican National Team during the 2017 U-23 Baseball World Cup Qualifier in Panama...The team qualified for the 2018 U-23 Baseball World Cup in Panama.
- Was an outfielder in the Mets minor league system from 2009-2015.
- Graduated from San Francisco De Asis High School in Santo Domingo, Dominican Republic in 2008.
- Comes from a baseball family; his brother Dariel is a professional baseball player for the Seattle Mariners, his brother José is a professional Scout for the Tampa Bay Rays and general manager for Leones Del Escogido in the Dominican Winter League...His brother Hector is one of the top sports journalists in the Dominican Republic.
- Gilbert, 30, resides in Santo Domingo, Dominican Republic.



DAN MCKINNEY **PITCHING COACH**

- Dan McKinney is in his first season with the New York Mets organization.
- Was the pitching coach for Southeast Missouri State University for the 2022 season... Helped guide SEMU to the Ohio Valley Conference championships and to the NCAA Tournament in both seasons with the program.
- Was an assistant coach at Oakland University in 2021.
- Spent 2019 and 2020 as the pitching coach for Akron University.
- Served as the pitching coach and recruiting coordinator at Kirkwood Community College in Cedar Rapids, IA...Helped Kirkwood make its first National Junior College Athletic Association World Series appearance since 1999.
- Attended the University of Michigan on a baseball scholarship and earned his Bachelor's degree in Political Science.



EDUARDO NUÑEZ HITTING COACH

- Is in his fourth year with the organization and first with the St. Lucie Mets.
- Served as the Complex League hitting instructor in 2022.
- Served as the hitting coach for the DSL Mets2 in 2021.
- Joined the organization in 2020 as a video intern.
- Will serve as a video coordinator and analytics assistant for Team Puerto Rico in the 2023 World Baseball Classic.
- Was an associate scout for the Minnesota Twins from 2018-2019.
- Serves as the third base and infield coach with Gigantes de Carolina in the Puerto Rico Winter League...Previously served as the hitting coach.
- Spent four years in the minor leagues with the Montreal, Washington and Kansas City organizations.
- Graduated from Universidad Interamericana de Puerto Rico in 2012 where he assisted the baseball team.
- Drafted by the Expos in the 18th round of the 2003 First-Year Player Draft...Was a former teammate of former Mets Manager Luis Rojas while in the Expos organization.
- Eduardo, 37, resides in Puerto Rico with his wife Vanessa López and two daughters, Viveca and Vianna.

**YUCARYBERT DE LA CRUZ** BENCH COACH

- Enters his seventh season with organization and his first with St. Lucie.
- Was the Manager of DSL Mets2 for the previous five seasons.
- Assisted at the Mets' Dominican Academy in 2014.
- Signed by the Mets as a non-drafted free agent in 2009.
- Played five years in the Mets organization, reaching St. Lucie (A) in 2013.
- Hit .238 (255-1,072) with eight home runs and 104 RBI in 288 minor league games... Batted a career-best .296 (84-284) over 71 games with the DSL Mets (R) in 2009.
- Yucarybert, 32, lives in Santo Domingo, Dominican Republic.

**REGAN SAULNIER** DEVELOPMENT COACH

- Joins the Mets as Low-A St. Lucie's development coach.
- Served as a game planning strategist for the Los Angeles Angels in 2022.
- Was a minor league video and technology intern for the Cincinnati Reds in 2021...Served in the same role with the Minnesota Twins from 2019-2020.
- Graduated from the University of South Carolina with a degree in Sport and Entertainment Management in 2019.
- Resides in Union, SC.

**PERFORMANCE STAFF**

ANTHONY OLIVERI
Athletic Trainer



JAKE ALLEN
Performance Coach

FLORIDA COMPLEX LEAGUE

ADDRESS: 31 Piazza Dr., Port St. Lucie, FL 34986

PHONE: (772) 871-2100

WEBSITE: stluciemets.com

TWITTER: @stluciemets

AFFILIATE SINCE: 1988



JAY PECCI **MANAGER**

- Begins his fifth season in the Mets organization and his first with the Complex League.
- Spent last season as the bench coach for Triple-A Syracuse.
- Spent the 2021 season as the bench coach for the St. Lucie Mets.
- Previously served as the bench coach for the GCL Mets in 2019.
- Originally drafted by the Oakland Athletics in the 11th round of the 1998 First Year Player Draft after graduating from Stanford University.
- Played seven seasons in affiliated baseball with the Oakland Athletics, Seattle Mariners and San Francisco Giants.
- Played seven more seasons in independent leagues before playing overseas in Italy and Germany.
- Served as a player/manager in Germany in 2018 to finish his 21 year playing career.
- Is the grandson of former major leaguer Joe Gantenbein who played for the Philadelphia Athletics under the legendary Connie Mack from 1939-1940.
- Jay and his wife Nadine reside in Novato, CA with their sons, JJ and Lenny.



LUIS ALVARADO **PITCHING COACH**

- Is in his first season as the FCL Mets pitching coach.
- Served as a life skills specialist last season at the Mets Florida Complex in 2022.
- Pitched in the Angels organization from 2018-2021...Compiled a 7-13 record with a 4.40 ERA (79 ER/161.2 IP) over 64 games (18 starts).
- Was a 17th round pick of the Angels in 2018...Was previously drafted by the Mariners (13th round) in 2017 and the Red Sox (33rd round) in 2014.
- Was a four-year letter winner at the University of Nebraska where he was a two-way player...Earned Big Ten All-Freshman honors in 2015 as an outfielder.
- Alvarado, 26, earned his bachelor's in hospitality, restaurant and tourism management in December 2018 from Nebraska.



NICK ASCUE **HITTING COACH**

- Joins the Mets organization as the FCL Mets hitting coach.
- Was the director of baseball operations and player development at Georgia Tech from 2021-2022.
- Was the volunteer assistant coach at Bowling Green State University during the 2019-2020 academic year.
- Served as the hitting coach for the Fayetteville SwampDogs of the Coastal Plain League in 2019.
- Also coached at Centre College (2018-2019) in Kentucky and Covenant College in Georgia (2016-2018).
- Played collegiately at UVA-Wise (2012-2013) and Averett University (2014-2015).
- Earned his master's in coaching education and athlete development from Xavier University in 2018.



ALEJANDRO DÍAZ COMPLEX HITTING COACH

- In his first season as the organization's complex hitting coach.
- Served as the hitting coach for DSL Mets 2 last season.
- Worked as the try-out coach in th D.R. in 2021.
- Spent 2019 with the D.R. instructional team as an intern manager and the 2018 season as the DSL infield coach intern.
- Originally signed by the Mets as a non-drafted free agent in 2013...Spent almost five years in the farms system.
- Alejandro, 26, resides in Venezuela.



MIGUEL BONILLA COMPLEX/DSL PITCHING COORDINATOR

- Begins his third season in the Mets organization and will once again serve as the pitching instructor at the Florida Complex League Mets.
- Spent the previous two years in the Red Sox system as a pitching coach for the GCL Red Sox.
- He began his full-time coaching career in 1997 in the Pirates organization.
- The former minor league pitcher spent 22 seasons from 1997-2018 with the Pirates, Yankees, and Marlins organizations
- He resides in Venice, FL with his wife, Ivonne, and their daughter, Katherine, and son, Adonis.



CHRIS JACOBS BENCH COACH

- Enters his second season with the New York Mets organization .
- Served as the development coach for High-A Brooklyn in 2022.
- In 2021, served as the player development coach of the Pulaski River Turtles of the Appalachian League.
- Served as the director of quality control for the Fargo-Moorhead RedHawks.
- After his playing career, Jacobs became the head of player development for the K-ville Bulldogs in 2019, developing amateur athletes as well as minor league professional players.
- Played 10 seasons in the minor leagues between the Dodgers, White Sox and Cardinals organizations from 2007-2016.
- Played internationally in Mexico and in independent baseball from 2016-2019.
- Was drafted by the Los Angeles Dodgers in the 17th round of the 2007 First-Year Player Draft.



MURPHY AWARD WINNERS

The John J. Murphy Award is given out annually to the top Mets rookie in Spring Training.

1972	John Milner, IF/OF	1989	Darren Reed, OF	2006	Brian Bannister, RHP
1973	Harry Parker, RHP	1990	Julio Machado, RHP	2007	Joe Smith, RHP
1974	Bob Apodaca, RHP	1991	Pete Schourek, LHP	2008	Jonathon Niese, LHP
1975	John Stearns, C		Doug Simons, LHP	2009	Nick Evans, IF/OF
1976	N/A (Strike Year)	1992	Anthony Young, RHP	2010	Ike Davis, IF
1977	Lee Mazzilli, OF	1993	Mike Draper, RHP	2011	Lucas Duda, OF
1978	Mike Bruhart, RHP	1994	Kelly Stinnett, C	2012	Josh Edgin, LHP
1979	Kelvin Chapman, IF	1995	Edgardo Alfonzo, IF	2013	Travis d'Arnaud, C
1980	Mario Ramirez, IF	1996	Paul Wilson, RHP	2014	Eric Campbell, IF
1981	Tim Leary, RHP	1997	Steve Bieser, OF	2015	Matt Reynolds, IF
1982	Ron Gardenhire, IF	1998	Masato Yoshii, RHP	2016	Travis Tajeron, OF
	Charlie Puleo, RHP	1999	Melvin Mora, IF/OF	2017	Amed Rosario, IF
1983	Darryl Strawberry, OF	2000	Garth Brooks, IF	2018	David Thompson, IF
1984	Ron Darling, RHP	2001	Tsuyoshi Shinjo, OF	2019	Pete Alonso, IF
1985	Roger McDowell, RHP	2002	Jose Reyes, IF	2020	N/A (COVID-19)
1986	Kevin Mitchell, IF/OF	2003	No Selection	2021	Ronny Mauricio, IF
1987	Barry Lyons, C	2004	Orber Moreno, RHP	2022	Colin Holderman, RHP
1988	Kevin Elster, SS	2005	Dae-Sung Koo, LHP		

HECTOR ALVAREZ CATCHING COACH

- Enters his fourth season with the Mets organization and first with the Complex League Mets.
- Served as the organization's roving catching instructor in 2022...Was the organization's catching coordinator in the Dominican Republic from 2020-2021.
- Played professionally in the Mets organization (2008-2011) and the Blue Jays system (2012).
- From 2017 to 2019, served as a catching instructor in the Los Angeles Dodgers organization.
- Was named a Dominican Summer League mid-season All-Star in 2010 as a member of the DSL Mets2.
- Was named a Sterling Organizational Player of the Year in 2010 with the DSL Mets2.
- Signed as international free agent by the Mets on August 7, 2007.
- Alvarez, 32, resides in Miami, FL with his wife and son.

**BREE NASTI** DEVELOPMENT COACH

- Joins the Mets as the organization's Complex League development coach in 2023.
- Was the bench coach of the Elizabethton River Riders of the Appalachian League in 2022.
- Spent four seasons on the Providence College softball staff...Served as an assistant coach from 2019-2021 and associate head coach in 2022.
- Was the head softball coach at Division II Adelphi University from 2013-2018...Guided Adelphi to three Northeast-10 Tournament Championships (2013, 2017, and 2018), six straight NCAA Division II Regional appearances (2013-2018), four Super Regional Appearances (2013, 2015-2017) and a two NCAA Division II WCWS appearances (2015, 2016).
- Earned her masters degree in Kinesiology from Fresno State in 2012.
- Served as an assistant softball coach at Hofstra University (2004-2005), St. John's University (2005-2006) and Stony Brook University (2006-2010).
- Was a three-time All-Mid-American Conference Selection at the University of Buffalo...Left as the program's all-time leader in batting average (.387), home runs (27), RBI (113), hits (197), doubles (46), triples (7), runs (93) and walks (66).

**MICAH EVANS** OUTFIELD COACH

- Enters his third season with the Mets and first season as the complex outfield coach.
- Participated in MLB's Diversity Fellowship where he assisted the Mets' Player Development, Amateur Scouting and Sports Science departments from July 2021 - November 2022.
- Earned a masters in mathematics at the University of Central Missouri in 2021 where he played baseball from 2017-2021...Was named to the All-Mid-America Intercollegiate Athletics Association (MIAA) second team as an outfielder in 2021.

**PETER MOONEY** INFIELD COACH

- Is in his second season as the Complex League's infield coach.
- Played professionally from 2011-21...Was a member of the Toronto, Miami, Colorado and Minnesota organizations...Also played Independent ball in the Canadian-American Association.
- Was named a mid-season All-Star with Double-A Jacksonville in 2016.
- Selected by the Toronto Blue Jays in the 21st round of the 2011 First-Year Player Draft from the University of South Carolina.
- Was a member of the College World Series Championship team in 2011 at the University of South Carolina.
- Went to Palm Beach Community College in Lake Worth, FL before transferring to USC.
- Mooney and his wife, Ashley, reside in Westlake, FL with their daughters, Emma and Elle.



GRETCHEN AUCOIN REHAB HITTING COACH


- Begins her second season with the Mets and her first as rehab hitting coach.
- Was the Complex development coach in 2022.
- Had previously worked in several softball academies in New Zealand from 2018-2021... Was most recently the development officer at Wellington Fastpitch Softball Association in Wellington, New Zealand.
- Played internationally in New Zealand's Premier Fastpitch League.
- Played for the Cleveland Comets of the National Pro Fastpitch League in 2018 and professionally in Bussolengo Italy in 2019.
- Played collegiate softball at Texas Tech University (2013-2014) and the University of Tennessee (2015-2016) as a pitcher, first baseman and designated player...Participated in the 2015 WCWS.
- Was named to the All-Big 12 Second-Team in 2014 and earned conference pitcher of the week honors three times that season.
- Was named to the inaugural Big-12 Academic All-Rookie team in 2013 and the Big-12 All-Academic Softball First-Team in 2014.
- Earned a Masters of Exercise Science at Auburn University in 2017.
- Was named the Mississippi Press Register 2012 Female Athlete of the Year as a basketball player at Ocean Springs High School in Ocean Springs, MS.

**JEREMY KIVEL** REHAB PITCHING COACH

- Kivel joins the organization as the rehab pitching coach in 2023.
- Is the current owner of Kova Sports LLC in Alvarado, TX...Was previously the director of pitching at Kova Sports LLC.
- Has 10 years of coaching experience with several travel baseball teams and facilities.
- Was drafted in the 10th round of the 2012 First-Year Player Draft by the Cincinnati Reds out of Spring High School (TX) and spent seven seasons with the Reds organization.
- Was ranked as the 12th-best high school prospect in the state of Texas and was a top 100 nationally ranked high school prospect...Committed to play at the University of Houston, but did not sign.
- Also competed in basketball, football, Brazilian jiu-jitsu and track.

**PERFORMANCE STAFF**

JOE PARRILLO
Athletic Trainer



KYLIE HOLTON
Athletic Trainer



TAVIAN CRAFT
Performance Coach



JUAN RODRIGUEZ
Performance Coach

DOMINICAN REPUBLIC ACADEMY



STADIUM: Dominican Academy

DIMENSIONS: LF (335), CF (408), RF (330)

SURFACE: Natural Grass

DOMINICAN REPUBLIC ACADEMY

Juan Henderson	Director, Latin America Operations
Yezmin Chalas	Manager, Academy's Operations
Anthony Sambois	Manager, Latin America Baseball Systems
Carmen Ruiz	Administrative Assistant, Latin American Operations
Virgilio Santamaria	Facility's Manager
Delius Lendor	Grounds Crew Supervisor
Rafael Cabral	Grounds Crew
Kelvin Contreras	Grounds Crew
Martires Daniel	Grounds Crew
Wilfrido Valenzuela	Grounds Crew
Jesus Castro	Landscaper
Facundo De Jesus Garcia	Landscaper
Aneury Jimenez	Landscaper
Pablito Soriano De Jesus	Landscaper
Daniel Rodriguez	Chef
Maximo Santana	Chef
Santos Agustin	Kitchen Staff Member
Hilda Peralta	Kitchen Staff Member
Rosseli Lopez	Kitchen Staff Member
Juan Quezada	Kitchen Staff Member
Miguel Crisostomo	Steward
Santo Florentino	Steward
Margarita Ventura	Housekeeping Supervisor
Juana Belen	Housekeeper
Rafael Sosa	Housekeeper
Ana Mejia	Cleaner
Ruben Bautista	Clubhouse Attendant
Vicente Arias	Clubhouse Attendant
Orlando Encarnacion	Clubhouse Attendant
Jorge Avelino	Clubhouse Attendant
Virgilio Castro	Painter
Reynaldo Mora	Driver
Alfredo Rudecindo	Maintenance staff
Dany Jimenez	Maintenance staff
Samuel Perez	Maintenance staff
Damian Rubecindo	Maintenance staff

DOMINICAN BASEBALL ACADEMY

The New York Mets Dominican Baseball Academy opened in the summer of 2008 and provides the Mets a permanent presence in the Dominican Republic. Built on over 37 acres of land, the academy features three full fields (including a replica Citi Field), one half-field, four large batting tunnels, a spacious weight room, a clubhouse and training room facilities.

Players and coaches live in a modern dormitory style building that can house up to 64 permanent players, 20 tryout players and coaches. There are also two classrooms and a computer lab that is utilized to hold high-school level courses and English classes so that players have access to education while living at the complex.

To entertain players in their time between the ball field and the classroom, there are lounges equipped with televisions, video games, ping-pong tables, and a swimming pool.

DOMINICAN REPUBLIC PLAYER DEVELOPMENT STAFF

Kremlin Martinez.....	International Field Coordinator
Caitlin Lucas.....	Athletic Training Coordinator
Adrian Abreu.....	Catching Coach
Wander Cabrera.....	Pitching Coach
Dakota Herman.....	Pitching Coach
Cristhian Martinez.....	Pitching Coach
Leo Hernandez.....	Hitting Coach
Juan Martinez.....	Reconditioning Baseball Coach
Edgardo Rivera.....	Development Coach
Antonio Sosa.....	Athletic Trainer
Cristina Gambino.....	Athletic Trainer
Manuel Genao.....	Training Room Assistant
Jose Diaz.....	Performance Coaching Supervisor
Ismael Campusano.....	Performance Coach
Santiago Jimenez.....	Reconditioning Therapist
Abel Encarnacion.....	Mental Performance Coach
Joymi Melenciano.....	Life Skills & Teacher Lead
Diana Perez.....	Assistant, Education Coordinator

KREMLIN MARTINEZ

DOMINICAN REPUBLIC/DSL FIELD COORDINATOR

- Begins his fourth year in the organization and first as the Dominican Republic/DSL Field Coordinator.
- Spent the 2003-2019 years in the Dodgers system...Most recently served as the organization's assistant pitching coordinator.
- Was the field coordinator and a manager at Campo Las Palmas DSL in 2014, the pitching coordinator in 2013, the pitching coach for the AZL Dodgers in 2012, the pitching coach at Class-A in 2011, the pitching coach at Rookie-level in 2010, the pitching coach for the DSL Dodgers from 2007-09, an area scout in the Dominican Republic from 2006-07 and an assistant pitching coach for the GCL Dodgers from 2003-05.
- Martinez was originally signed by the Cleveland Indians out of the Dominican Republic in 1999 and retired as a player in 2001.
- Kremlin, 42, lives in Santo Domingo, D.R.



2022 METS DRAFT PICKS

Listed below are the draft picks the Mets signed from their 2022 draft class.

Player	Pos.	B/T	Ht.	Wt.	Birthdate	Round	Pick #
Kevin Parada	C	R/R	6-1	197	8/3/01	1	11
Jett Williams	INF	R/R	5-8	175	11/3/03	1	14
Blade Tidwell	RHP	R/R	6-4	207	6/8/01	2	52
Nick Morabito	OF	R/R	5-11	185	5/7/03	2c	75
Jacob Reimer	INF	R/R	6-2	205	2/22/04	4	119
D'Andre Smith	INF	R/R	5-9	180	5/10/01	5	149
Tyler Stuart	RHP	R/R	6-9	250	10/18/99	6	199
Jonah Tong	RHP	R/R	6-1	180	6/19/03	7	209
Dylan Tebrake	RHP	R/R	6-3	225	7/13/99	8	239
Chase Estep	INF	L/R	6-0	200	4/12/00	9	269
Zebulon Vermillion	RHP	L/R	6-5	240	10/26/98	10	299
Rhylan Thomas	OF	L/L	6-0	170	4/15/00	11	329
Paul Gervase	RHP	R/R	6-10	230	5/23/00	12	359
Dylan Ross	RHP	R/R	6-5	251	9/1/00	13	389
Cameron Foster	RHP	R/R	6-5	230	3/17/99	14	419
Jimmy Loper	RHP	R/R	6-4	215	9/8/99	16	479
Connor Brandon	RHP	R/R	6-3	200	3/26/01	17	509
Chris Santiago	RHP	R/R	6-2	215	6/18/01	18	539
Eli Ankeney	LHP	L/L	6-0	200	1/10/01	20	599

DSL METS #1 (R) | DOMINICAN SUMMER LEAGUE

ADDRESS: Carretera Jubey Km #2, Jubey, Dominican Republic

PHONE: (809) 622-8443 **AFFILIATE SINCE:** 1992

2022 DSL MID-SEASON ALL-STARS: Dyrón Campos (OF)



DANNY ORTEGA **MANAGER**

- Begins his first year with the Mets organization in 2023.
- Spent the previous two seasons as the Red Sox Dominican Republic Academy hitting coach.
- Was a hitting coach in the Angels Farm System from 2018-2019.
- Served as a coach in the Astros organization from 2010-2017, including as Class-A Tri City's hitting coach in 2016 and Class-A Greenville's Manager in 2017.
- Spent four seasons as a catcher in the Colorado Rockies minor league system from 1997-2003.
- Danny and his wife, Rocio, reside in Santo Domingo, D.R. with their two children, Daniel and Diego.



CRISTHIAN MARTINEZ **PITCHING COACH**

- Begins his fourth season as the pitching coach with the DSL Mets.
- Played five seasons in the major leagues with the Marlins and the Braves, compiling a 7-8 record with a 4.02 ERA (92 earned runs/206.0 innings) with 52 walks and 163 strikeouts in 135 career games.
- He was originally signed in 2003 with the Detroit Tigers...Was selected in the 2006 Rule 5 draft by the Marlins...Claimed off waivers by the Braves in 2010.
- Played for Tiger del Licey in 2004 in the Dominican Winter League.
- Martinez, 40, resides in Santo Domingo with his wife, Freivelise Rivera, and their children, Marfrey Martinez Rivera and Cristhian Freymar Martinez.



LEO HERNANDEZ **HITTING COACH**

- Begins his 26th year with the Mets organization and 12th with the DSL Mets...Spent 2001-2010 with the Venezuelan Mets, including three seasons as manager from 2007-2009.
- Was signed by the Mets in December of 1995 and played in the organization for three years before a career-ending injury.
- Hit .260 for the Dominican Summer League Mets in 1996 and .342 in 1997.
- Played his final season in 1998 for the VSL Mets and batted .310.
- Hernandez, 45, and his wife, Glendy, have three children, Ashley, Victoria and Ashton.



ADDITIONAL STAFF



ADRIAN TEXIDOR
Bench Coach



ADRIAN ABREU
Catching Instructor



CHRISTINA GAMBINO
Athletic Trainer



GUILLERMO COLINA
Performance Coach

DSL METS #2 (R) | DOMINICAN SUMMER LEAGUE

MAC SEIBERT IV **MANAGER**

- Is in his second year with DSL Mets 2 and first as manager
- Served as the bench coach for DSL Mets 2 in 2022.
- Was the positional coach for the GCL Phillies from 2019-2020.
- Appeared in four seasons across four levels in the Rays' farm system from 2016-2019, including the 2018 Midwest league champions, Bowling Green Hot Rods.
- Played collegiately at Meridian Community College (MS) from 2013-2014 and Auburn University, Montgomery from 2015-2016.




WANDER CABRERA **PITCHING COACH**

- Begins his second year as DSL Mets 2's pitching coach
- Retired as a player following the 2019 season...Played five seasons in the Chicago Cubs and Colorado Rockies organizations.
- Posted a 14-7 record with a 3.99 ERA with 107 walks and 183 strikeouts across 60 career games.
- Wander, 25, resides in Santo Domingo, D.R.



BRYCE WHEARY **HITTING COACH**

- Bryce Wheary begins his third season in the Mets organization and his first as the hitting coach for DSL Mets 2.
- Served as St. Lucie's development coach in 2022.
- Was a player development associate for High-A Brooklyn in 2021.
- Served as the hitting coach for Lackawanna College from August 2020 until February of 2021.
- Was the co-director of hitting development in 2020 for the Pierre Trappers of the Expedition League, a collegiate summer baseball league...Previously worked as a baseball operations intern for the club.
- Graduated with a bachelor's degree from the College of Saint Elizabeth.
- Wheary, 24, resides in Ocean Township, NJ.



ADDITIONAL STAFF



GILBERTO MEJIA
Bench Coach



ANTONIO SOSA
Athletic Trainer



ISMAEL CAMPUSANO
Performance Coach

PLAYER DEVELOPMENT AWARD WINNERS

1982

TIDEWATER (AAA)	Brian Giles, 2B
JACKSON (AA)	D. Strawberry, OF & J. Bittiger, RHP
LYNCHBURG (A)	Jody Johnston, RHP
SHELBY (A)	John Christensen, OF
LITTLE FALLS (A)	Dave Cochrane, 3B & Jason Felice, OF
KINGSFORT (R)	Richard Diaz, 2B

1983

TIDEWATER (AAA)	Clint Hurdle, 3B
JACKSON (AA)	J. Gibbons, C & H. Winningham, OF
LYNCHBURG (A)	L. Dykstra, OF & D. Gooden, RHP
CAPITAL CITY (A)	K. Brown, LHP & S. Springer, 2B
LITTLE FALLS (A)	J. Innis, RHP & S. Jefferson, OF
SARASOTA (R)	Marcus Lawton, SS

1984

TIDEWATER (AAA)	Wes Gardner, RHP
JACKSON (AA)	Calvin Schiraldi, RHP
LYNCHBURG (A)	B. Lyons, C & R. Myers, LHP
CAPITAL CITY (A)	Kyle Hartshorn, RHP
LITTLE FALLS (A)	Scott Little, OF & Mark Davis, RHP
KINGSFORT (R)	Shawn Abner, OF

1985

TIDEWATER (AAA)	Billy Beane, OF
JACKSON (AA)	Barry Lyons, C/1B
LYNCHBURG (A)	S. Abner, OF & K. Hartshorn, RHP
CAPITAL CITY (A)	Marcus Lawton, OF
LITTLE FALLS (A)	Brian Givens, LHP
KINGSFORT (R)	Gregg Jefferies, SS

1986

TIDEWATER (AAA)	Dave Magadan, IF
JACKSON (AA)	Keith Miller, 2B
LYNCHBURG (A)	Gregg Jefferies, SS
CAPITAL CITY (A)	K. Armstrong, RHP & J. Contreras, OF
LITTLE FALLS (A)	Pete Bauer, RHP
KINGSFORT (R)	Juan Marina, RHP

1987

TIDEWATER (AAA)	Randy Milligan, IF
JACKSON (AA)	Gregg Jefferies, IF
LYNCHBURG (A)	Todd Welborn, RHP
CAPITAL CITY (A)	Robbie Hernandez, LHP
LITTLE FALLS (A)	Steve Newton, RHP
KINGSFORT (R)	Alex Diaz, SS

1988

TIDEWATER (AAA)	Phil Lombardi, C & Dave West, LHP
JACKSON (AA)	Blaine Beatty, LHP
ST. LUCIE (A)	Tim Bogar, SS & Kevin Brown, LHP
CAPITAL CITY (A)	Mike Miller, RHP
LITTLE FALLS (A)	Dale Plummer, RHP
KINGSFORT (R)	V. Zawaski, 1B & D. Furmanik, RHP

1989

TIDEWATER (AAA)	Tom O'Malley, IF
JACKSON (AA)	Julio Valera, RHP & Zoilo Sanchez, OF
ST. LUCIE (A)	Chris Donnels, IF
CAPITAL CITY (A)	Todd Hundley, C
PITTSFIELD (A)	G. Langbehm, LHP & C. Butterfield, IF
KINGSFORT (R)	James Harris, C
SARASOTA (R)	Butch Huskey, IF

1990

TIDEWATER (AAA)	Kelvin Torve, IF
JACKSON (AA)	Anthony Young, RHP
ST. LUCIE (A)	Nikko Riesgo, 1B
CAPITAL CITY (A)	Tim Howard, IF & Tito Navarro, IF
PITTSFIELD (A)	Jeromy Burnitz, OF
KINGSFORT (R)	Aaron Ledesma, IF & Omar Garcia, 1B
SARASOTA (R)	Jerome Tolliver, OF

1991

TIDEWATER (AAA)	Chris Donnels, IF
WILLIAMSPORT (AA)	Jeromy Burnitz, OF
ST. LUCIE (A)	Julian Vasquez, RHP
CAPITAL CITY (A)	B. Huskey, IF & J. Martinez, RHP
PITTSFIELD (A)	Randy Curtis, OF
KINGSFORT (R)	Ricky Otero, OF
SARASOTA (R)	Edgardo Alfonzo, IF

1992

TIDEWATER (AAA)	Steve Springer, IF
JACKSON (AA)	Bobby Jones, RHP
ST. LUCIE (A)	Fernando Vina, IF
CAPITAL CITY (A)	Quilvio Veras, IF
PITTSFIELD (A)	Edgardo Alfonzo, OF
KINGSFORT (R)	Don White, OF
GULF COAST (R)	Rafael Guerrero, OF

1993

NORFOLK (AAA)	Bobby Jones, RHP
BINGHAMTON (AA)	Butch Huskey, 3B
ST. LUCIE (A)	Randy Curtis, OF
CAPITAL CITY (A)	Guillermo Garcia, C
PITTSFIELD (A)	Mike Welch, RHP
KINGSFORT (R)	Cesar Diaz, C
GULF COAST (R)	Joe Atwater, LHP

1994

NORFOLK (AAA)	Aaron Ledesma, SS
BINGHAMTON (AA)	Rickey Otero, OF
ST. LUCIE (A)	Rey Ordoñez, SS
CAPITAL CITY (A)	Randy Warner, OF
PITTSFIELD (A)	Jay Payton, OF
KINGSFORT (R)	Jesus Sanchez, LHP
GULF COAST (R)	Jose Lopez, 3B

1995

NORFOLK (AAA)	B. Huskey, IF & J. Isringhausen, RHP
BINGHAMTON (AA)	Jay Payton, OF & Eric Ludwick, RHP
ST. LUCIE (A)	Sandy Pichardo, SS
CAPITAL CITY (A)	Sean Johnston, LHP
PITTSFIELD (A)	Fletcher Bates, OF & Robert Daly, IF
KINGSFORT (R)	J. Patterson, IF & J. Simpson, OF
GULF COAST (R)	Octavio Dotel, RHP

1996

NORFOLK (AAA)	Derek Wallace, RHP
BINGHAMTON (AA)	Chris Saunders, IF
ST. LUCIE (A)	Scott Hunter, OF & Arnold Gooch, RHP
CAPITAL CITY (A)	Nelson Figueroa, RHP
PITTSFIELD (A)	Corey Erickson, IF
KINGSFORT (R)	Pee Wee Lopez, C
GULF COAST (R)	Ray Lovingood, LHP

1997

NORFOLK (AAA)	Roberto Petagine, 1B
BINGHAMTON (AA)	Tate Seefried, 1B & Jesus Sanchez, LHP
ST. LUCIE (A)	Fletcher Bates, OF
CAPITAL CITY (A)	Danny Ramirez, OF & Grant Roberts, RHP
PITTSFIELD (A)	Scott Comer, LHP
KINGSFORT (R)	Maurice Bruce, IF/OF
GULF COAST (R)	Endy Chavez, OF

1998

NORFOLK (AAA)	Jeff Tam, RHP
BINGHAMTON (AA)	Scott Hunter, OF
ST. LUCIE (A)	Kenny Pumphrey, RHP
CAPITAL CITY (A)	Alex Escobar, OF & Kevin Dougherty, LHP
PITTSFIELD (A)	Allen Dina, OF
KINGSFORT (R)	Yon German, LHP
GULF COAST (R)	Alfredo Garcia, OF

1999

NORFOLK (AAA)	Todd Haney, IF
BINGHAMTON (AA)	Jason Tyner, OF
ST. LUCIE (A)	Dicky Gonzalez, RHP
CAPITAL CITY (A)	Earl Snyder, IF
PITTSFIELD (A)	Rodney Nye, IF
KINGSFORT (R)	Gil Velazquez, IF
GULF COAST (R)	Orlando Roman, RHP

2000

NORFOLK (AAA)	Timo Perez, OF
BINGHAMTON (AA)	Alex Escobar, OF
ST. LUCIE (A)	Earl Snyder, IF
CAPITAL CITY (A)	Marvin Seale, OF
PITTSFIELD (A)	Chris Basak, IF
KINGSFORT (R)	Chad Bowen, RHP

2001

NORFOLK (AAA)	Pete Walker, RHP
BINGHAMTON (AA)	Rob Stratton, OF
ST. LUCIE (A)	Billy Traber, LHP
CAPITAL CITY (A)	Craig Brazell, 1B & Jose Reyes, IF
BROOKLYN (A)	Ross Peebles, LHP & Jay Caligiuri, 1B
KINGSFORT (R)	Justin Huber, C

2002

PLAYER OF THE YEAR	Jose Reyes, IF
PITCHER OF THE YEAR	David Mattox, RHP
NORFOLK (AAA)	Marco Scutaro, IF
BINGHAMTON (AA)	Prentice Redman, OF
ST. LUCIE (A)	Craig Brazell, 1B
CAPITAL CITY (A)	Justin Huber, C & David Wright, 3B
BROOKLYN (A)	Kevin Deaton, RHP
KINGSFORT (R)	Jamar Hill, OF

2003

PLAYER OF THE YEAR	Mike Jacobs, C
PITCHER OF THE YEAR	Matt Peterson, RHP
NORFOLK (AAA)	Jeremy Griffiths, RHP
BINGHAMTON (AA)	Rodney Nye, 3B
ST. LUCIE (A)	David Wright, 3B
CAPITAL CITY (A)	Aarom Baldiris, 3B
BROOKLYN (A)	Ian Bladergroen, 1B
KINGSFORT (R)	Tyler Davidson, OF

2004

PLAYER OF THE YEAR	David Wright, IF
PITCHER OF THE YEAR	Yusmeiro Petit, RHP
STERLING ROOKIE OF THE YEAR	Lastings Milledge, OF
NORFOLK (AAA)	Victor Diaz, OF
BINGHAMTON (AA)	Angel Pagan, OF
ST. LUCIE (A)	Brett Harper, IF
CAPITAL CITY (A)	Blake Whealy, IF
BROOKLYN (A)	Ambiorix Concepcion, OF
KINGSFORT (R)	Jesus Gamero, OF
GULF COAST (R)	Jesus Flores, C

2005

PLAYER OF THE YEAR	Mike Jacobs, IF/C
PITCHER OF THE YEAR	Brian Bannister, RHP
NORFOLK (AAA)	Jason Scobie, RHP
BINGHAMTON (AA)	Anderson Hernandez, IF
ST. LUCIE (A)	Andy Wilson, 1B
HAGERSTOWN(A)	Carlos Gomez, OF
BROOKLYN (A)	Joe Holden, OF
KINGSFORT (R)	Matt Anderson, 3B
GULF COAST (R)	Emmanuel Garcia, SS

2006

PLAYER OF THE YEAR	Mike Carp, 1B
PITCHER OF THE YEAR	Mike Devaney, RHP
NORFOLK (AAA)	Lastings Milledge, OF
BINGHAMTON (AA)	M. Abreu, 1B, C. Gomez, OF
ST. LUCIE (A)	Jesus Flores, C
HAGERSTOWN(A)	F. Martinez, OF & J. Niese, LHP
BROOKLYN (A)	Dustin Martin, OF
KINGSFORT (R)	Emmanuel Garcia, IF
GULF COAST (R)	Josh Stinson, RHP
DOMINICAN SUMMER LG. (R)	Greg Veloz, IF
VENEZUELAN SUMMER LG. (R)	Gabriel Zavala, OF

2007

PLAYER OF THE YEAR	Anderson Hernandez, IF
PITCHER OF THE YEAR	Kevin Mulvey, RHP
NEW ORLEANS (AAA)	Willie Collazo, LHP
BINGHAMTON (AA)	Carlos Muniz, RHP
ST. LUCIE (A)	Daniel Murphy, 3B
SAVANNAH (A)	Brahiam Maldonado, OF
BROOKLYN (A)	Dylan Owen, RHP
KINGSFORT (R)	Jose Jimenez, 3B
GULF COAST (R)	Ezequiel Carrera, OF
DOMINICAN SUMMER LG. (R)	Pedro Zapata, OF
VENEZUELAN SUMMER LG. (R)	Ruben Tejada, SS

2008

CO-PLAYERS OF THE YEAR	D. Murphy, IF & N. Evans, IF
PITCHER OF THE YEAR	Jonathon Niese, LHP
NEW ORLEANS (AAA)	Brian Stokes, RHP
BINGHAMTON (AA)	Mike Carp, 1B
ST. LUCIE (A)	Dillon Gee, RHP
SAVANNAH (A)	Gregory Veloz, 2B
BROOKLYN (A)	Brad Holt, RHP
KINGSFORT (R)	Wilmer Flores, SS
GULF COAST (R)	Jeffry Marte, 3B
DOMINICAN SUMMER LG. (R)	Gonzalez Germen, RHP
VENEZUELAN SUMMER LG. (R)	Jhonathan Torres, LHP

2009

PLAYER OF THE YEAR	Ike Davis, 1B
PITCHER OF THE YEAR	Jeury's Familia, RHP
BUFFALO (AAA)	Jesus Feliciano, OF
BINGHAMTON (AA)	Josh Thole, C
ST. LUCIE (A)	Kirk Nieuwenhuis, OF
SAVANNAH (A)	Robert Carson, LHP
BROOKLYN (A)	Mark Cohoon, LHP
KINGSFORT (R)	Jeff Flagg, 1B
GULF COAST (R)	Julio Concepcion, OF
DOMINICAN SUMMER LG. (R)	Alexander Sanchez, 1B
VENEZUELAN SUMMER LG. (R)	Andres Perez, OF

2010

PLAYER OF THE YEAR	Lucas Duda, OF
PITCHER OF THE YEAR	Mark Cohoon, LHP
BUFFALO (AAA)	Dillon Gee, RHP
BINGHAMTON (AA)	Kirk Nieuwenhuis, OF
ST. LUCIE (A)	Wilmer Flores, IF
SAVANNAH (A)	Cesar Puello, OF
BROOKLYN (A)	Darrell Ceciliani, OF
KINGSFORT (R)	Aderlin Rodriguez, IF
GULF COAST (R)	Domingo Tapia, RHP
DOMINICAN SUMMER LG-1 (R)	Eudy Pina, OF
DOMINICAN SUMMER LG-2 (R)	Hector Alvarez, C

2011

PLAYER OF THE YEAR..... Josh Satin, IF
PITCHER OF THE YEAR..... Darin Gorski, LHP
BUFFALO (AAA)..... Chris Schwinden, RHP
BINGHAMTON (AA)..... Jeurys Familia, OF
ST. LUCIE (A)..... Matt Harvey, RHP
SAVANNAH (A)..... Angel Cuan, LHP
BROOKLYN (A)..... Danny Muno, IF
KINGSPORT (R)..... Cam Maron, C
GULF COAST (R)..... Rafael Montero, RHP
DOMINICAN SUMMER LG-1 (R)..... Maikis De La Cruz, OF
DOMINICAN SUMMER LG-2 (R)..... Persio Reyes, RHP

2012

PLAYER OF THE YEAR..... Wilmer Flores, IF
PITCHER OF THE YEAR..... Rafael Montero, RHP
BUFFALO (AAA)..... Matt Harvey, RHP
BINGHAMTON (AA)..... Zack Wheeler, RHP
ST. LUCIE (A)..... Alonzo Harris, IF
SAVANNAH (A)..... Michael Fulmer, RHP
BROOKLYN (A)..... Hansel Robles, RHP
KINGSPORT (R)..... Miller Diaz, RHP
DOMINICAN SUMMER LG-1 (R)..... Yoryi Nuez, RHP
DOMINICAN SUMMER LG-2 (R)..... Vicente Lupo, OF

2013

CO-PLAYERS OF THE YEAR..... Allan Dykstra, IF & Kevin Plawecki, C
PITCHER OF THE YEAR..... Gabriel Ynoa, RHP
LAS VEGAS (AAA)..... Rafael Montero, RHP
BINGHAMTON (AA)..... Noah Syndergaard, RHP & Jeff Walters, RHP
ST. LUCIE (A)..... Dustin Lawley, IF/OF
SAVANNAH (A)..... Jayce Boyd, IF
BROOKLYN (A)..... Robert Gsellman, RHP
KINGSPORT (R)..... Robert Whalen, RHP
GULF COAST (R)..... Dominic Smith, IF
DOMINICAN SUMMER LG-1 (R)..... John Mora, OF
DOMINICAN SUMMER LG-2 (R)..... Jose Medina, RHP

2014

PLAYER OF THE YEAR..... Dilson Herrera, IF
PITCHER OF THE YEAR..... Steven Matz, LHP
LAS VEGAS (AAA)..... Matt Reynolds, IF
BINGHAMTON (AA)..... Kevin Plawecki, C
ST. LUCIE (A)..... Brandon Nimmo, OF
SAVANNAH (A)..... Dario Alvarez, LHP & Akeel Morris, RHP
BROOKLYN (A)..... Marcos Molina, RHP
KINGSPORT (R)..... Vicente Lupo, OF
GULF COAST (R)..... John Mora, OF
DOMINICAN SUMMER LG-1 (R)..... Ali Sanchez, C
DOMINICAN SUMMER LG-2 (R)..... Walter Rasquin, IF

2015

PLAYER OF THE YEAR..... Michael Conforto, OF
PITCHER OF THE YEAR..... Robert Gsellman, RHP
LAS VEGAS (AAA)..... Travis Tajerone, OF
BINGHAMTON (AA)..... Gavin Cecchini, IF
ST. LUCIE (A)..... Dominic Smith, IF
SAVANNAH (A)..... Luis Guillorme, IF
BROOKLYN (A)..... Alex Palsha, RHP
KINGSPORT (R)..... Patrick Mazeika, C & Kevin Kaczmarski, OF
GULF COAST (R)..... Adonis Uceta, RHP
DOMINICAN SUMMER LG-1 (R)..... Wagner Lagrange, OF
DOMINICAN SUMMER LG-2 (R)..... Nicolas Debora, RHP

2016

PLAYER OF THE YEAR..... Amed Rosario, IF & Brandon Nimmo, OF
PITCHER OF THE YEAR..... P.J. Conlon, LHP
LAS VEGAS (AAA)..... T.J. Rivera, IF
BINGHAMTON (AA)..... Dominic Smith, IF
ST. LUCIE (A)..... Tomas Nido, C
COLUMBIA (A)..... David Thompson, IF
BROOKLYN (A)..... Desmond Lindsay, OF
KINGSPORT (R)..... Thomas Szapucki, LHP
GULF COAST (R)..... Carlos Sanchez, C
DOMINICAN SUMMER LG-1 (R)..... Raul Beracierta, OF
DOMINICAN SUMMER LG-2 (R)..... Andres Gimenez, IF

2017

PLAYER OF THE YEAR..... Dominic Smith, IF
PITCHER OF THE YEAR..... Corey Oswalt, RHP
LAS VEGAS (AAA)..... Amed Rosario, IF
BINGHAMTON (AA)..... Luis Guillorme, IF
ST. LUCIE (A)..... Jhoan Urena, IF
COLUMBIA (A)..... Jordan Humphreys, RHP
BROOKLYN (A)..... Nicolas Debora, RHP
KINGSPORT (R)..... Rigoberto Terrazas, IF
GULF COAST (R)..... Jaison Viera, RHP
DOMINICAN SUMMER LG-1 (R)..... Miguel Ramirez, RHP
DOMINICAN SUMMER LG-2 (R)..... Yoel Romero, IF & Luis Santana, IF

2018

PLAYER OF THE YEAR..... Peter Alonso, IF
PITCHER OF THE YEAR..... Justin Dunn, RHP
LAS VEGAS (AAA)..... Drew Gagnon, RHP
BINGHAMTON (AA)..... Jeff McNeil, IF
ST. LUCIE (A)..... Andres Gimenez, IF
COLUMBIA (A)..... David Peterson, LHP
BROOKLYN (A)..... Ross Adolph, OF
KINGSPORT (R)..... Luis Santana, IF
GULF COAST (R)..... Ronny Mauricio, IF
DOMINICAN SUMMER LG-1 (R)..... Andres Regnault, C
DOMINICAN SUMMER LG-2 (R)..... Christofer Dominguez, LHP

2019

HITTER OF THE YEAR..... Mark Vientos, INF
PITCHER OF THE YEAR..... Kevin Smith, LHP
DEFENDER OF THE YEAR..... Andrés Giménez, IF
BASERUNNER OF THE YEAR..... Sam Haggerty, INF/OF
DSL PLAYER OF THE YEAR..... Freddy Valdez, OF
DSL PITCHER OF THE YEAR..... Ronny Rincones, RHP
COACH OF THE YEAR..... GCL Manager David Davailillo

2020

NO AWARDS WERE ISSUED

2021

PLAYER OF THE YEAR..... Francisco Alvarez, C
PITCHER OF THE YEAR..... Adam Oller, RHP
DSL PLAYER OF THE YEAR..... Kevin Villavicencio, INF
DSL PITCHER OF THE YEAR..... Joel Diaz, RHP
STAFF MEMBERS OF THE YEAR..... Matt Hunter & Kyle Driscoll

2022

PLAYER OF THE YEAR..... Brett Baty, INF
PITCHER OF THE YEAR..... Dominic Hamel, RHP
DSL PLAYER OF THE YEAR..... Jesús Báez, INF & Dyrón Campos, OF
DSL PITCHER OF THE YEAR..... Wilson Esterlin, RHP
STAFF MEMBER OF THE YEAR..... Colin Hetzler
DSL STAFF MEMBER OF THE YEAR..... Yezmin Chalas

*From 1982 until 2019, the awards were named the Doubleday/Sterling Awards. The names were changed to the Player Development Awards in 2021.

MINOR LEAGUE PLAYER BIOS

ABAD, YEREMI RIGHT-HANDED PITCHER

HT: 6-1 WT: 165 B/T: R/R

BORN: 1/25/02 in Santo Domingo, Dominican Republic

RESIDES: Villa Mella, Dominican Republic

SIGNING SCOUT: Wilson Peralta

ACQUIRED (SIGNED): Signed as a non-drafted free agent in 2019 (3/7/19)

YR	CLUB	W-L	ERA	G	GS	CG	SHO	SV	IP	H	R	ER	HR	HB	BB	SO	WP	BK
19	DSL Mets 1 (R)	3-2	9.89	15	5	0	0	0	23.2	25	30	26	2	8	34	23	14	2
21	FCL Mets (R)	0-0	11.57	2	0	0	0	0	2.1	5	3	3	0	0	3	2	3	0
22									DID NOT PLAY - INJURED									
Minor League Totals		3-2	10.04	17	5	0	0	0	26.0	30	33	29	2	8	37	25	17	2

ACOSTA, DAISON RIGHT-HANDED PITCHER

HT: 6-2 WT: 192 B/T: R/R

BORN: 8/24/98 in Paraiso, Dominican Republic

RESIDES: Barahona, Dominican Republic

SIGNING SCOUT: Daurys Nin

ACQUIRED (SIGNED): Signed as a non-drafted free agent in 2016 (7/2/16)

YR	CLUB	W-L	ERA	G	GS	CG	SHO	SV	IP	H	R	ER	HR	HB	BB	SO	WP	BK
16	DSL Mets 1 (R)	0-1	3.86	3	3	0	0	0	11.2	14	6	5	0	0	6	8	2	0
17	GCL Mets (R)	0-2	3.27	6	4	0	0	0	22.0	18	8	8	0	2	7	19	3	0
18	Kingsport (R)	2-5	4.46	10	9	0	0	0	42.1	38	28	21	8	6	18	46	6	1
19	Brooklyn (A)	1-0	0.98	4	3	0	0	0	18.1	9	3	2	0	2	6	25	3	1
	Columbia (A)	1-4	3.78	11	11	0	0	0	52.1	50	31	22	4	4	26	49	6	2
21									DID NOT PLAY - INJURED									
22	Brooklyn (A+)	5-6	4.94	31	10	0	0	10	70.2	53	40	38	0	4	44	69	11	2
Minor League Totals		9-18	3.98	65	40	0	0	10	217.1	182	116	96	12	18	107	216	31	6

ALBINO, ERIS RIGHT-HANDED PITCHER

HT: 6-6 WT: 223 B/T: R/R

BORN: 1/20/02 in Yaguatae, Dominican Republic

RESIDES: San Cristobal, Dominican Republic

SIGNING SCOUT: Wilson Peralta

ACQUIRED (SIGNED): Signed as a non-drafted free agent in 2022 (2/3/22)

YR	CLUB	W-L	ERA	G	GS	CG	SHO	SV	IP	H	R	ER	HR	HB	BB	SO	WP	BK
22	DSL Mets 1 (R)	0-0	13.50	4	0	0	0	0	4.0	4	7	6	0	1	6	5	4	0
	DSL Mets 2 (R)	2-1	5.56	10	6	0	0	0	22.2	5	14	13	0	3	28	20	11	1
Minor League Totals		2-1	6.41	14	6	0	0	0	26.2	9	21	19	0	4	34	25	15	1

ALFONSECA, ANGEL LEFT-HANDED PITCHER

HT: 5-10 WT: 171 B/T: L/L

BORN: 1/10/01 in San Cristobal, Dominican Republic

RESIDES: San Cristobal, Dominican Republic

SIGNING SCOUT: Fernando Encarnacion

ACQUIRED (SIGNED): Signed as a non-drafted free agent in 2020 (3/3/20)

YR	CLUB	W-L	ERA	G	GS	CG	SHO	SV	IP	H	R	ER	HR	HB	BB	SO	WP	BK
21	FCL Mets (R)	0-0	4.35	8	1	0	0	0	10.1	6	6	5	1	4	9	13	0	0
22									DID NOT PLAY - INJURED									

ALFONSECA, MIGUEL RIGHT-HANDED PITCHER

HT: 6-0 WT: 190 B/T: R/R

BORN: 2/13/00 in San Cristobal, Dominican Republic

RESIDES: San Cristobal, Dominican Republic

SIGNING SCOUT: Fernando Encarnacion

ACQUIRED (SIGNED): Signed as a non-drafted free agent in 2019 (2/28/19)

YR	CLUB	W-L	ERA	G	GS	CG	SHO	SV	IP	H	R	ER	HR	HB	BB	SO	WP	BK
19	DSL Mets 2 (R)	0-2	11.57	4	4	0	0	0	9.1	6	14	12	0	2	14	5	1	0
21	FCL Mets (R)	2-2	5.52	14	7	0	0	1	31.0	38	21	19	2	2	14	39	3	1
22	FCL Mets (R)	2-0	2.25	3	1	0	0	0	8.0	7	3	2	0	2	1	4	0	0
	St. Lucie (A)	2-1	5.20	23	0	0	0	0	36.1	38	23	21	3	5	24	47	3	0
Minor League Totals		6-5	5.74	44	12	0	0	1	84.2	89	61	54	5	11	53	95	7	1

ALLAN, MATTHEW RIGHT-HANDED PITCHER

HT: 6-3 WT: 211 B/T: R/R

BORN: 4/17/01 in Fullerton, CA

HIGH SCHOOL: Seminole (FL)

RESIDES: Sanford, FL

SIGNING SCOUT: Jon Updike

ACQUIRED (SIGNED): Mets third-round pick in the 2019 First-Year Player Draft (6/28/19)

Career Notes

2021-22: Missed the entire 2021 season after undergoing Tommy John surgery to repair a partial tear of his ulnar collateral ligament...Surgery was performed by Dr. Neal ElAttrache in Los Angeles on May 14...Underwent right elbow ulnar nerve transposition surgery with Dr. Neal ElAttrache in Los Angeles on January 11, 2022...**Personal:** Enters the 2022 season as the No. 5 Mets prospect according to *MLB Pipeline* and *Baseball America*...Grew up playing catcher and didn't throw off a mound until he was in eighth grade...Said "I could always throw, but I never thought pitching was my thing"...Enjoys video games...Plays "Call of Duty" and "Rocket League"...His favorite player growing up was Nolan Ryan...Is the youngest of three children...Has two brothers and one sister...His mom is a nurse, while his dad has his own mortgage broker firm...Worked out with Jacob deGrom at Stetson during the 2020-2021 offseason...Was the No. 13 prospect in the 2019 draft class, per *MLB Pipeline*.

YR	CLUB	W-L	ERA	G	GS	CG	SHO	SV	IP	H	R	ER	HR	HB	BB	SO	WP	BK
19	GCL Mets (R)	1-0	1.08	5	4	0	0	0	8.1	5	1	1	0	0	4	11	0	0
	Brooklyn (A)	0-0	9.00	1	1	0	0	0	2.0	5	2	2	0	0	1	3	0	0
21									DID NOT PITCH - INJURED									
22									DID NOT PITCH - INJURED									
Minor League Totals		1-0	2.61	6	5	0	0	0	10.1	10	3	3	0	0	5	14	0	0

ALMONTE, ABRAHAM OUTFIELDER

MAJOR LEAGUE INVITE

ALMONTE, JOSTYN OUTFIELDER

HT: 5-11 WT: 193 B/T: R/R

BORN: 5/10/03 in San Pedro de Macoris, Dominican Republic

RESIDES: San Pedro de Macoris, Dominican Republic

SIGNING SCOUT: Wilson Peralta

ACQUIRED (SIGNED): Signed as a non-drafted free agent in 2019 (7/2/19)

YR	CLUB	AVG	G	AB	R	H	2B	3B	HR	RBI	SH	SF	HB	BB	SO	SB	CS	SLG	OBP	E
21	DSL Mets 1 (R)	.164	25	73	12	12	3	0	0	7	0	0	3	5	21	4	2	.205	.247	0
22	DSL Mets 1 (R)	.209	19	43	7	9	0	0	0	1	0	0	4	9	13	2	1	.209	.393	0
	DSL Mets 2 (R)	.308	19	52	14	16	2	0	2	12	0	0	1	15	21	5	3	.462	.471	1
Minor League Totals		.220	63	168	33	37	5	0	2	20	0	0	8	29	55	11	6	.286	.361	1

ALVAREZ, LUIS RIGHT-HANDED PITCHER

HT: 6-5 WT: 185 B/T: R/R

BORN: 5/5/03 in Maracay, Venezuela

RESIDES: Aragua, Venezuela

SIGNING SCOUT: Andres Nunez

ACQUIRED (SIGNED): Signed as a non-drafted free agent in 2021 (3/10/21)

YR	CLUB	W-L	ERA	G	GS	CG	SHO	SV	IP	H	R	ER	HR	HB	BB	SO	WP	BK
21	DSL Mets (R)	0-0	0.00	1	0	0	0	0	1.0	0	0	0	0	0	0	1	1	0
22									DID NOT PITCH - INJURED									

ANKENEY, ELI LEFT-HANDED PITCHER/OUTFIELDER

HT: 6-0 WT: 215 B/T: L/L

BORN: 1/10/01 in Phoenix, Arizona

HIGH SCHOOL: Desert Vista HS (AZ)

RESIDES: Phoenix, Arizona

COLLEGE: Grand Canyon University

SIGNING SCOUT: Brian Reid

ACQUIRED (SIGNED): Mets 20th-round pick in the 2022 First-Year Player Draft (8/1/22)

CAREER NOTES

College: Did not pitch due to injury in 2020...**High School:** Earned second team all-conference honors as a senior in 2019...Was named the Freshman Athlete of the Year in 2016 and a three-time Scholar Athlete Award.

YR	CLUB	W-L	ERA	G	GS	CG	SHO	SV	IP	H	R	ER	HR	HB	BB	SO	WP	BK
22	FCL Mets (R)	0-0	0.00	3	0	0	0	0	3.1	0	0	0	0	1	0	6	0	0

ARACENA, WELLINGTON RIGHT-HANDED PITCHER HT: 6-3 WT: 180 B/T: R/R**BORN:** 12/27/04 in Mao, Dominican Republic**RESIDES:** Valverde, Dominican Republic**SIGNING SCOUT:** Oliver Dominguez**ACQUIRED (SIGNED):** Signed as a non-drafted free agent in 2022 (1/15/22)

YR	CLUB	W-L	ERA	G	GS	CG	SHO	SV	IP	H	R	ER	HR	HB	BB	SO	WP	BK
22	DSL Mets 1 (R)	0-1	8.04	7	3	0	0	0	15.2	17	19	14	1	2	15	14	3	0
	DSL Mets 2 (R)	1-1	4.82	5	2	0	0	0	9.1	9	11	5	0	0	8	14	2	0
Minor League Totals		1-2	6.84	12	5	0	0	0	25.0	26	30	19	1	2	23	28	5	0

ARAÚZ, JONATHAN INFIELDER**MAJOR LEAGUE INVITE****ARNAUD, JUAN** RIGHT-HANDED PITCHER

HT: 6-2 WT: 164 B/T: R/R

BORN: 6/22/03 in Cotuí, Dominican Republic**RESIDES:** Cotuí, Dominican Republic**SIGNING SCOUT:** Wilson Peralta**ACQUIRED (SIGNED):** Signed as a non-drafted free agent in 2021 (1/15/21)

YR	CLUB	W-L	ERA	G	GS	CG	SHO	SV	IP	H	R	ER	HR	HB	BB	SO	WP	BK
22	DSL Mets 1 (R)	2-1	3.28	12	1	0	0	0	24.2	24	15	9	1	7	22	25	5	1
	DSL Mets 2 (R)	1-1	16.50	6	0	0	0	1	6.0	9	11	11	2	0	8	9	4	1
Minor League Totals		3-2	5.87	18	1	0	0	1	30.2	33	26	20	3	7	30	34	9	2

ASHFORD, ZACH OUTFIELDER

HT: 5-10 WT: 175 B/T: L/R

BORN: 2/9/97 in Clovis, CA**RESIDES:** Vero Beach, FL**SIGNING SCOUT:** Tyler Holmes**ACQUIRED (SIGNED):** Mets sixth-round pick in the 2019 First-Year Player Draft (6/9/19)

YR	CLUB	AVG	G	AB	R	H	2B	3B	HR	RBI	SH	SF	HB	BB	SO	SB	CS	SLG	OBP	E
19	GCL Mets (R)	.295	37	129	19	38	13	1	2	23	1	0	3	23	26	2	3	.457	.413	0
	Brooklyn (A)	.136	16	59	7	8	1	1	1	4	1	0	1	5	17	2	1	.237	.215	0
	St. Lucie (A+)	.353	5	17	1	6	1	0	0	3	0	0	0	1	4	1	2	.412	.389	0
21	St. Lucie (A)	.340	14	50	6	17	3	0	0	6	0	0	5	6	12	1	0	.400	.459	0
	Brooklyn (A+)	.236	72	225	23	53	10	2	1	21	0	0	7	23	49	5	3	.311	.325	2
	Binghamton (AA)	.250	94	320	38	80	19	1	5	42	0	3	4	30	79	10	1	.363	.319	2
Minor League Totals		.253	238	800	94	202	47	5	9	99	3	3	20	88	187	21	10	.358	.340	4

ATENCIO, JAVIER LEFT-HANDED PITCHER

HT: 6-0 WT: 160 B/T: L/L

BORN: 11/26/01 in Ocumare del Tuy, Venezuela**RESIDES:** Maracay, Venezuela**SIGNING SCOUT:** Andres Nunez**ACQUIRED (SIGNED):** Signed as a non-drafted free agent in 2018 (7/2/18)**CAREER NOTES****2022...**Named an MiLB.com Organization All-Star

YR	CLUB	W-L	ERA	G	GS	CG	SHO	SV	IP	H	R	ER	HR	HB	BB	SO	WP	BK
19	DSL Mets 1 (R)	0-1	4.75	12	8	0	0	0	36.0	42	22	19	2	2	16	25	8	0
21	DSL Mets 1 (R)	1-3	2.44	15	14	0	0	0	48.0	28	16	13	1	3	19	76	8	0
22	FCL Mets (R)	0-0	0.00	3	3	0	0	0	4.0	4	0	0	0	0	2	8	1	0
	St. Lucie (A)	2-0	2.27	10	8	0	0	1	39.2	30	13	10	1	2	23	48	6	0
Minor League Totals		3-4	2.96	40	33	0	0	1	127.2	104	51	42	4	7	60	157	23	0

AULAR, JOSÉ CATCHER

HT: 5-11 WT: 175 B/T: R/R

BORN: 1/2/04 in Valencia, Venezuela**RESIDES:** Valencia, Venezuela**SIGNING SCOUT:** Andres Nunez**ACQUIRED (SIGNED):** Signed as a non-drafted free agent in 2021 (6/8/21)

YR	CLUB	AVG	G	AB	R	H	2B	3B	HR	RBI	SH	SF	HB	BB	SO	SB	CS	SLG	OBP	E
21	DSL Mets 1 (R)	.200	7	15	0	3	1	0	0	1	0	1	3	1	4	0	0	.267	.350	2
22	DSL Mets 1 (R)	.258	30	89	13	23	1	1	0	8	0	0	4	5	15	1	2	.292	.327	6
Minor League Totals		.250	37	104	13	26	2	1	0	9	0	1	7	6	19	1	2	.288	.331	8

AVENDANO, JORGE LEFT-HANDED PITCHER

HT: 6-1 WT: 175 B/T: R/R

BORN: 9/23/03 in Valencia, Venezuela**RESIDES:** Valencia, Venezuela**SIGNING SCOUT:** Andres Nunez**ACQUIRED (SIGNED):** Signed as a non-drafted free agent in 2021 (12/3/21)

YR	CLUB	W-L	ERA	G	GS	CG	SHO	SV	IP	H	R	ER	HR	HB	BB	SO	WP	BK
22	DSL Mets 1 (R)	0-2	1.50	10	2	0	0	0	24.0	14	8	4	0	2	14	27	5	1
	DSL Mets 2 (R)	0-0	8.00	7	0	0	0	0	9.0	13	11	8	0	1	7	11	6	1
Minor League Totals		0-2	3.27	17	2	0	0	0	33.0	27	19	12	0	3	21	38	11	2

AYBAR, RONIS OUTFIELDER

HT: 6-0 WT: 180 B/T: L/R

BORN: 1/13/00 in Sabana Grande de Palenque, Dominican Republic**RESIDES:** San Cristobal, Dominican Republic**SIGNING SCOUT:** Gerardo Cabrera**ACQUIRED (SIGNED):** Signed as a non-drafted free agent in 2019 (3/3/19)

YR	CLUB	AVG	G	AB	R	H	2B	3B	HR	RBI	SH	SF	HB	BB	SO	SB	CS	SLG	OBP	E
19	DSL Mets 1 (R)	.237	25	93	16	22	6	1	0	5	0	0	7	10	35	2	3	.323	.355	4
	DSL Mets 2 (R)	.600	1	5	1	3	1	0	0	1	0	0	0	1	1	1	0	.800	.667	0
21	FCL Mets (R)	.265	32	98	16	26	7	1	4	18	0	0	1	6	38	6	0	.480	.314	1
22	FCL Mets (R)	.180	31	100	11	18	3	3	2	18	0	1	3	14	45	6	4	.330	.297	2
	St. Lucie (A)	.250	5	12	3	3	0	0	0	2	0	0	1	0	5	1	0	.250	.308	0
Minor League Totals		.234	94	308	47	72	17	5	6	44	0	1	12	31	124	16	7	.380	.327	7

BAEZ, JESUS INFIELDER

HT: 5-10 WT: 180 B/T: R/R

BORN: 2/26/05 in Santo Domingo, Dominican Republic**RESIDES:** Santo Domingo, Dominican Republic**SIGNING SCOUT:** Moises De La Mota**ACQUIRED (SIGNED):** Signed as a non-drafted free agent in 2022 (1/15/22)

YR	CLUB	AVG	G	AB	R	H	2B	3B	HR	RBI	SH	SF	HB	BB	SO	SB	CS	SLG	OBP	E
22	DSL Mets 1 (R)	.255	30	98	23	25	6	0	2	12	0	1	2	17	24	3	3	.378	.373	4
	DSL Mets 2 (R)	.227	24	88	13	20	3	0	5	22	0	1	1	9	22	5	3	.432	.303	7
Minor League Totals		.242	54	186	36	45	9	0	7	34	0	2	3	26	46	8	6	.403	.341	11

BAPTIST, RICARDO RIGHT-HANDED PITCHER

HT: 6-0 WT: 192 B/T: R/R

BORN: 10/16/02 in Tamayo, Dominican Republic**RESIDES:** Barahona, Dominican Republic**SIGNING SCOUT:** Oliver Dominguez**ACQUIRED (SIGNED):** Signed as a non-drafted free agent in 2021 (1/15/21)

YR	CLUB	W-L	ERA	G	GS	CG	SHO	SV	IP	H	R	ER	HR	HB	BB	SO	WP	BK	
21	DSL Mets 1 (R)	1-1	8.10	4	1	0	0	0	3.1	2	4	3	0	1	4	5	7	0	
	DSL Mets 2 (R)	1-0	7.56	11	1	0	0	0	8.1	2	7	7	0	2	18	9	14	0	
22	DID NOT PITCH																		
Minor League Totals		2-1	7.71	15	2	0	0	0	11.2	4	11	10	0	3	22	14	21	0	

BARTNICKI, LUKE LEFT-HANDED PITCHER

HT: 6-4 WT: 230 B/T: L/L

BORN: 1/7/00 in Fort Walton Beach, FL**RESIDES:** Marietta, GA**SIGNING SCOUT:** Marlin McPhail**ACQUIRED (SIGNED):** Signed as a minor league free agent in 2022 (8/9/22)

YR	CLUB	W-L	ERA	G	GS	CG	SHO	SV	IP	H	R	ER	HR	HB	BB	SO	WP	BK
22	FCL Mets (R)	0-0	0.00	1	0	0	0	0	1.0	0	0	0	0	0	1	2	0	0

BECK, JACE RIGHT-HANDED PITCHER

HT: 6-9 WT: 218 B/T: R/R

BORN: 6/14/00 in Tuttle, OK

HIGH SCHOOL: Blanchard HS (OK)

RESIDES: Tuttle, OK

SIGNING SCOUT: Nathan Beuster

ACQUIRED (SIGNED): Mets 22nd-round pick in the 2019 First-Year Player Draft (7/1/19)

YR	CLUB	W-L	ERA	G	GS	CG	SHO	SV	IP	H	R	ER	HR	HB	BB	SO	WP	BK
19	GCL Mets (R)	0-0	3.38	6	0	0	0	2	8.0	7	3	3	0	1	1	10	4	0
21	FCL Mets (R)	1-4	6.65	10	6	0	0	0	21.2	18	17	16	1	0	19	31	2	0
	St. Lucie (A)	0-0	27.00	1	0	0	0	0	1.0	3	3	3	0	0	2	1	2	0
22	FCL Mets (R)	1-0	0.00	1	0	0	0	0	1.1	1	0	0	0	0	0	1	0	0
	St. Lucie (A)	0-1	2.37	17	0	0	0	1	19.0	11	5	5	2	0	17	22	5	0
Minor League Totals		2-5	4.76	35	6	0	0	3	51.0	40	28	27	3	1	39	65	13	0

BELTRE, ANDERSON RIGHT-HANDED PITCHER

HT: 6-5 WT: 225 B/T: R/R

BORN: 9/13/04 in Neyba, Dominican Republic

RESIDES: Neyba, Dominican Republic

SIGNING SCOUT: Wilson Peralta

ACQUIRED (SIGNED): Signed as a non-drafted free agent in 2022 (7/28/22)

BENITA, JAYCEY OUTFIELDER

HT: 6-1 WT: 157 B/T: R/R

BORN: 12/30/02 in Willemstad, Curaçao

RESIDES: Willemstad, Curaçao

SIGNING SCOUT: Oliver Dominguez

ACQUIRED (SIGNED): Signed as a non-drafted free agent in 2022 (12/10/21)

YR	CLUB	AVG	G	AB	R	H	2B	3B	HR	RBI	SH	SF	HB	BB	SO	SB	CS	SLG	OBP	E
22	DSL Mets 1 (R)	.130	13	23	5	3	0	1	0	1	0	0	1	5	13	2	1	.217	.310	0
	DSL Mets 2 (R)	.324	15	34	7	11	3	0	2	7	0	0	0	7	9	1	2	.588	.439	1
Minor League Totals		.246	28	57	12	14	3	1	2	8	0	0	1	12	22	3	3	.439	.386	1

BERBESI, CÉSAR INFILDER

HT: 6-0 WT: 185 B/T: L/R

BORN: 4/13/00 in Maracay, Venezuela

RESIDES: Maracay, Venezuela

SIGNING SCOUT: Héctor Rincones

ACQUIRED (SIGNED): Signed as a non-drafted free agent in 2018 (6/14/18)

YR	CLUB	AVG	G	AB	R	H	2B	3B	HR	RBI	SH	SF	HB	BB	SO	SB	CS	SLG	OBP	E
19	GCL Mets (R)	.173	17	52	6	9	2	1	0	6	3	1	2	7	17	1	3	.250	.290	3
	DSL Mets 1 (R)	.545	3	11	2	6	2	0	0	7	0	1	0	1	1	1	0	.727	.538	1
	DSL Mets 2 (R)	.309	41	165	32	51	11	2	0	15	1	0	4	24	22	4	4	.400	.409	13
21	FCL Mets (R)	.382	11	34	11	13	3	1	1	6	0	1	1	10	9	5	1	.618	.522	1
	St. Lucie (A)	.170	18	47	8	8	3	1	0	4	0	0	0	17	23	2	2	.277	.391	4
22	St. Lucie (A)	.111	6	18	4	2	1	0	1	2	0	0	0	7	5	2	0	.333	.360	0
Minor League Totals		.272	96	327	63	89	22	5	2	40	4	3	7	66	77	15	10	.388	.402	22

BRANDON, CONNOR RIGHT-HANDED PITCHER

HT: 6-3 WT: 210 B/T: R/R

BORN: 3/26/01 in Hebron, OH

RESIDES: Hebron, OH

SIGNING SCOUT: Chris Heidt

ACQUIRED (SIGNED): Mets 17th-round pick in the 2022 First-Year Player Draft (8/1/22)

YR	CLUB	W-L	ERA	G	GS	CG	SHO	SV	IP	H	R	ER	HR	HB	BB	SO	WP	BK
22	FCL Mets (R)	0-0	0.00	2	1	0	0	0	2.0	1	0	0	0	0	1	1	1	0

BRITO, CARLOS RIGHT-HANDED PITCHER

HT: 6-5 WT: 192 B/T: R/R

BORN: 2/24/02 in Santo Domingo, Dominican Republic

RESIDES: Santo Domingo, Dominican Republic

SIGNING SCOUT: Carlos Perez

ACQUIRED (SIGNED): Signed as a non-drafted free agent in 2022 (7/18/22)

YR	CLUB	W-L	ERA	G	GS	CG	SHO	SV	IP	H	R	ER	HR	HB	BB	SO	WP	BK
22	DSL Mets 2 (R)	0-0	23.63	4	0	0	0	0	2.2	2	8	7	0	2	11	4	2	0

BRODEY, QUINN OUTFIELDER

HT: 6-1 WT: 195 B/T: L/L

BORN: 12/1/95, Los Angeles, CA

HIGH SCHOOL: Loyola HS (CA)

RESIDES: Los Angeles, CA

COLLEGE: Stanford

SIGNING SCOUT: Tyler Holmes

ACQUIRED (SIGNED): Mets third-round pick in the 2017 First-Year Player Draft (6/25/17)

CAREER NOTES

College...Led Stanford in batting average (.314), home runs (11), RBI (51), slugging percentage (.556) and total bases (133) in his junior season...Named to the All-Pac-12 team in his sophomore year...**High School...**Selected in the 37th round of the 2014 First-Year Player Draft by Washington following his senior year at Loyola, but did not sign.

YR	CLUB	AVG	G	AB	R	H	2B	3B	HR	RBI	SH	SF	HB	BB	SO	SB	CS	SLG	OBP	E
17	Brooklyn (A)	.257	54	210	20	54	9	2	2	30	0	3	1	14	49	10	3	.348	.303	3
	Columbia (A)	.229	9	35	4	8	1	1	1	7	0	1	0	4	14	0	0	.400	.300	0
18	Columbia (A)	.217	84	314	36	68	14	5	10	46	0	2	6	26	93	7	2	.389	.287	3
	St. Lucie (A)	.245	31	102	11	25	3	1	3	17	0	0	0	10	31	4	0	.382	.313	0
19	St. Lucie (A)	.285	53	200	30	57	13	1	5	38	0	6	0	18	46	8	2	.435	.335	4
	Binghamton (AA)	.251	77	247	22	62	16	0	5	24	2	3	2	22	61	5	2	.377	.314	6
21	FCL Mets (R)	.000	1	4	0	0	0	0	0	0	0	0	0	0	4	0	0	.000	.000	0
	St. Lucie (A)	.158	6	19	3	3	1	0	1	1	0	0	1	3	5	0	0	.368	.304	1
	Binghamton (AA)	.172	40	145	17	25	6	1	0	9	0	2	2	10	61	8	2	.228	.233	0
	Syracuse (AAA)	.189	23	74	12	14	1	1	4	12	1	2	1	11	28	6	1	.392	.295	0
22	Binghamton (AA)	.182	19	66	6	12	6	0	1	9	0	0	2	2	28	3	1	.318	.229	0
	Syracuse (AAA)	.200	35	110	16	22	5	3	4	15	0	0	0	6	37	7	1	.409	.241	2
Minor League Totals		.229	432	1526	177	350	75	15	36	208	3	19	15	126	457	58	14	.369	.291	19

CADIZ, YORALBERT RIGHT-HANDED PITCHER

HT: 6-1 WT: 171 B/T: R/R

BORN: 10/24/04 in Ocumare del Tuy, Venezuela

RESIDES: Charallave, Venezuela

SIGNING SCOUT: Carlos Perez

ACQUIRED (SIGNED): Signed as a non-drafted free agent in 2022 (10/14/22)

CALDERON, JEAN RIGHT-HANDED PITCHER

HT: 6-0 WT: 220 B/T: R/R

BORN: 11/15/2000 in Santo Domingo, Dominican Republic

RESIDES: Santo Domingo, Dominican Republic

SIGNING SCOUT: Wilson Peralta

ACQUIRED (SIGNED): Signed as a non-drafted free agent in 2021 (8/13/21)

YR	CLUB	W-L	ERA	G	GS	CG	SHO	SV	IP	H	R	ER	HR	HB	BB	SO	WP	BK
21	DSL Mets 2 (R)	0-2	9.58	10	0	0	0	3	10.1	3	11	11	1	3	9	20	5	0
22	FCL Mets (R)	1-0	5.74	7	2	0	0	1	15.2	13	10	10	1	2	5	21	7	0
Minor League Totals		1-2	7.27	17	2	0	0	4	26.0	16	21	21	2	5	14	41	12	0

CAMACARO, SAMUEL INFIELDER

HT: 6-0 WT: 179 B/T: S/R

BORN: 11/23/2003 in Barquismeto, Venezuela

RESIDES: Barquismeto, Venezuela

SIGNING SCOUT: Robert Espejo

ACQUIRED (SIGNED): Signed as a non-drafted free agent in 2021 (1/15/21)

YR	CLUB	AVG	G	AB	R	H	2B	3B	HR	RBI	SH	SF	HB	BB	SO	SB	CS	SLG	OBP	E
21	DSL Mets 2 (R)	.187	33	91	10	17	1	1	0	8	0	1	1	12	22	5	0	.220	.286	9
22	DSL Mets 1 (R)	.139	19	36	4	5	0	1	0	4	2	3	0	8	9	2	1	.194	.277	2
	DSL Mets 2 (R)	.230	26	74	15	17	1	0	1	6	0	1	2	14	17	4	1	.284	.363	8
Minor League Totals		.194	78	201	29	39	2	2	1	18	2	5	3	34	48	11	2	.239	.313	19

CAMPOS, DYRON OUTFIELDER

HT: 5-10 WT: 155 B/T: R/R

BORN: 12/26/00 in Ocumare del Tuy, Venezuela
RESIDES: San Francisco de Paula de Yare, Venezuela
SIGNING SCOUT: Carlos Perez
ACQUIRED (SIGNED): Signed as a non-drafted free agent in 2019 (1/30/19)

CAREER NOTES

2022... Was a DSL mid-season All-Star with DSL Mets 1.

YR	CLUB	AVG	G	AB	R	H	2B	3B	HR	RBI	SH	SF	HB	BB	SO	SB	CS	SLG	OBP	E
19	DSL Mets 1 (R)	.000	3	7	2	0	0	0	0	0	1	0	0	1	1	1	1	.000	.125	0
	DSL Mets 2 (R)	.301	66	259	42	78	14	4	1	15	4	0	3	24	40	12	14	.398	.367	4
21	DSL Mets 2 (R)	.233	37	103	18	24	4	0	2	18	0	2	2	11	22	2	4	.330	.314	1
22	FCL Mets (R)	.135	11	37	5	5	0	0	2	6	0	0	1	3	11	1	0	.297	.220	0
	DSL Mets 1 (R)	.309	16	55	14	17	5	1	1	13	0	1	0	5	16	3	0	.491	.361	0
	DSL Mets 2 (R)	.294	25	85	15	25	5	2	4	15	0	2	1	8	21	2	1	.541	.354	1
Minor League Totals		.273	158	546	96	149	28	7	10	67	5	5	7	52	111	21	20	.405	.341	6

CAMPOS, OSCAR CATCHER

HT: 5-10 WT: 220 B/T: R/R

BORN: 12/8/1996 in Maturín, Venezuela
RESIDES: Maturín, Venezuela
SIGNING SCOUT: Oz Ocampo, Oscar Alvarado & Jose Palacios (Houston)
ACQUIRED (SIGNED): Signed as a free agent in 2021 (8/21/21)

YR	CLUB	AVG	G	AB	R	H	2B	3B	HR	RBI	SH	SF	HB	BB	SO	SB	CS	SLG	OBP	E
14	DSL Astros (R)	.200	14	50	7	10	1	1	0	7	3	0	1	4	5	0	0	.260	.273	8
15	DSL Astros (R)	.279	56	197	31	55	9	1	0	24	3	2	6	16	13	2	2	.335	.348	1
16	GCL Astros (R)	.255	19	47	4	12	1	0	0	3	5	1	1	1	8	1	0	.277	.280	0
	Greenville (R)	.292	8	24	3	7	0	1	0	1	3	0	0	2	2	0	0	.375	.346	1
17	Greenville (R)	.209	31	110	9	23	6	0	1	10	2	2	0	4	9	1	1	.291	.233	5
18	Tri-City (A)	.233	43	150	15	35	10	0	3	22	1	1	3	7	20	2	0	.360	.280	10
19	Quad Cities (A)	.295	54	200	21	59	10	0	4	35	0	2	2	7	28	5	1	.405	.322	1
	Round Rock (AAA)	.385	5	13	2	5	2	0	0	3	0	0	0	0	1	0	1	.538	.385	0
21	Brooklyn (A+)	.174	8	23	2	4	1	0	1	4	0	1	0	0	6	0	0	.348	.301	0
22	St. Lucie (A)	.625	3	8	1	5	0	0	0	0	0	0	0	0	1	0	0	.625	.605	0
Minor League Totals		.262	242	822	95	215	40	3	9	109	17	9	13	41	93	11	5	.350	.304	26

CAMPUSANO, MICHAEL OUTFIELDER

HT: 6-1 WT: 175 B/T: L/R

BORN: 9/10/04 in San Pedro De Macoris, Dominican Republic
RESIDES: San Pedro De Macoris, Dominican Republic
SIGNING SCOUT: Felix Romero
ACQUIRED (SIGNED): Signed as a non-drafted free agent in 2022 (6/23/22)

CARDOZA, RICHARD LEFT-HANDED PITCHER

HT: 6-0 WT: 150 B/T: L/L

BORN: 6/1/04 in Valencia, Venezuela
RESIDES: Carabobo Venezuela
SIGNING SCOUT: Andres Nunez
ACQUIRED (SIGNED): Signed as a non-drafted free agent in 2021 (12/2/21)

YR	CLUB	W-L	ERA	G	GS	CG	SHO	SV	IP	H	R	ER	HR	HB	BB	SO	WP	BK
22	DSL Mets 1 (R)	0-2	18.90	3	1	0	0	0	3.1	5	7	7	0	0	6	3	2	0
	DSL Mets 2 (R)	0-1	4.11	12	0	0	0	0	15.1	9	11	7	0	4	14	20	8	1
Minor League Totals		0-3	6.75	15	1	0	0	0	18.2	14	18	14	0	4	20	23	10	1

CASTILLO, LEWIS INFIELDER

HT: 6-0 WT: 163 B/T: R/R

BORN: 6/23/03 in Barinas, Venezuela
RESIDES: Barinas, Venezuela
SIGNING SCOUT: Robert Espejo
ACQUIRED (SIGNED): Signed as a non-drafted free agent in 2019 (12/7/19)

YR	CLUB	AVG	G	AB	R	H	2B	3B	HR	RBI	SH	SF	HB	BB	SO	SB	CS	SLG	OBP	E
21	DSL Mets 2 (R)	.264	30	87	10	23	3	1	0	9	0	0	2	7	15	4	2	.322	.333	2
22	DSL Mets 1 (R)	.265	14	34	4	9	2	0	0	3	1	1	3	4	4	3	1	.324	.381	1
	DSL Mets 2 (R)	.315	15	54	9	17	0	0	0	8	0	0	0	11	6	6	3	.315	.431	2
Minor League Totals		.280	59	175	23	49	5	1	0	20	1	1	5	22	25	13	6	.320	.374	5

CASTILLO, LUIS INFIELDER

HT: 6-1 WT: 180 B/T: L/R

BORN: 11/13/01 in Santo Domingo, Dominican Republic**RESIDES:** Santo Domingo, Dominican Republic**SIGNING SCOUT:** Gerardo Cabrera**ACQUIRED (SIGNED):** Signed as a non-drafted free agent in 2018 (7/2/18)

YR	CLUB	AVG	G	AB	R	H	2B	3B	HR	RBI	SH	SF	HB	BB	SO	SB	CS	SLG	OBP	E
19	DSL Mets 1 (R)	.237	54	190	25	45	9	2	0	23	1	0	5	32	53	4	2	.305	.361	12
21	DSL Mets 1 (R)	.165	41	85	7	14	4	2	0	7	0	1	5	13	30	4	0	.259	.308	6
22	FCL Mets (R)	.136	23	59	12	8	2	0	3	9	0	0	1	24	24	0	0	.322	.393	4
	DSL Mets 2 (R)	.195	17	41	15	8	2	2	1	4	1	0	3	15	14	3	0	.415	.441	5
Minor League Totals		.200	135	375	59	75	17	6	4	43	2	1	14	84	121	11	2	.309	.365	27

CASTRO, EDGARDO RIGHT-HANDED PITCHER

HT: 6-3 WT: 190 B/T: R/R

BORN: 12/20/03 in Caruao, Venezuela**RESIDES:** Caruao, Venezuela**SIGNING SCOUT:** Carlos Perez**ACQUIRED (SIGNED):** Signed as a non-drafted free agent in 2022 (11/19/22)**CASTRO, SEBASTIAN** OUTFIELDER

HT: 6-3 WT: 185 B/T: L/R

BORN: 8/27/04 in New York, NY**RESIDES:** New York, NY**SIGNING SCOUT:** Oliver Dominguez**ACQUIRED (SIGNED):** Signed as a non-drafted free agent in 2021 (1/15/21)

YR	CLUB	AVG	G	AB	R	H	2B	3B	HR	RBI	SH	SF	HB	BB	SO	SB	CS	SLG	OBP	E
21	DSL Mets 1 (R)	.163	43	123	12	20	2	2	1	14	0	1	2	22	50	3	4	.236	.297	6
22	DSL Mets 1 (R)	.174	44	121	25	21	6	4	0	10	0	0	2	42	58	7	3	.289	.394	6
Minor League Totals		.168	87	244	37	41	8	6	1	24	0	1	4	64	108	10	7	.262	.348	12

CEDROLA, LORENZO OUTFIELDER**MAJOR LEAGUE INVITE****CHACIN, JOSÉ** RIGHT-HANDED PITCHER

HT: 6-4 WT: 192 B/T: R/R

BORN: 3/25/97 in Bolívar, Venezuela**RESIDES:** Bolívar, Venezuela**SIGNING SCOUT:** José Briceno, Francisco Cartaya, Roman Barinas (Los Angeles-NL)**ACQUIRED (SIGNED):** Signed as a non-drafted free agent in 2021 (6/1/21)**CAREER NOTES****2019...**Was named a Midwest League mid-season All-Star for Great Lakes (A)...**2018...**Was named a Pioneer League mid-season and postseason All-Star for Ogden (R).

YR	CLUB	W-L	ERA	G	GS	CG	SHO	SV	IP	H	R	ER	HR	HB	BB	SO	WP	BK
16	DSL Dodgers 1 (R)	7-1	1.71	12	12	0	0	0	63.1	53	17	12	1	2	10	51	2	1
17	AZL Dodgers (R)	4-0	4.04	15	4	0	0	0	42.1	40	21	19	5	1	6	41	1	1
18	Ogden (R)	6-2	2.85	12	12	0	0	0	66.1	77	31	21	2	1	14	51	6	0
	Great Lakes (A)	0-3	4.36	7	6	0	0	0	33.0	41	22	16	3	1	10	28	1	2
19	Great Lakes (A)	11-8	4.68	26	12	0	0	1	127.0	147	72	66	9	4	26	95	3	0
21	FCL Mets (R)	1-0	0.90	5	2	0	0	0	10.0	2	1	1	1	0	2	9	1	0
	St. Lucie (A)	3-2	3.86	5	5	0	0	0	28.0	24	13	12	4	2	8	25	0	1
	Brooklyn (A+)	3-1	3.57	4	4	0	0	0	22.2	15	9	9	2	0	7	24	0	1
22	Brooklyn (A+)	0-1	1.53	4	4	0	0	0	17.2	14	5	3	1	0	3	22	0	0
	Binghamton (AA)	4-9	5.67	23	20	0	0	0	101.2	110	67	64	15	6	33	94	5	3
Minor League Totals		39-27	3.92	113	81	0	0	1	512.0	523	258	223	43	17	119	440	19	9

CHIRINOS, JOSÉ RIGHT-HANDED PITCHER

HT: 6-3 WT: 170 B/T: R/R

BORN: 10/16/04 in Los Puertos de Altagracia, Venezuela**RESIDES:** Los Puertos de Altagracia, Venezuela**SIGNING SCOUT:** Robert Espejo**ACQUIRED (SIGNED):** Signed as a non-drafted free agent in 2022 (1/15/22)

YR	CLUB	W-L	ERA	G	GS	CG	SHO	SV	IP	H	R	ER	HR	HB	BB	SO	WP	BK
22	DSL Mets 2 (R)	0-4	4.91	12	8	0	0	0	33.0	31	26	18	6	4	18	29	8	0

CLENNEY, NOLAN RIGHT-HANDED PITCHER

HT: 6-2 WT: 220 B/T: L/R

BORN: 6/16/96 in Southfield, MI

HIGH SCHOOL: Catholic Central (MI)

RESIDES: Northville, MI

COLLEGE: North Carolina State

SIGNING SCOUT: Jaymie Bane

ACQUIRED (SIGNED): Signed as a non-drafted free agent in 2021 (6/28/21)

YR	CLUB	W-L	ERA	G	GS	CG	SHO	SV	IP	H	R	ER	HR	HB	BB	SO	WP	BK
19	Utica (Ind)	3-2	4.23	21	3	0	0	0	38.1	34	22	18	0	0	13	32	0	0
20	Utica (Ind)	0-0	1.48	24	0	0	0	1	30.1	21	8	5	1	1	18	44	5	0
21	St. Lucie (A)	1-1	3.98	13	0	0	0	1	20.1	18	11	9	2	3	6	29	1	0
	Brooklyn (A+)	0-0	3.68	4	0	0	0	0	7.1	7	3	3	0	0	1	8	1	0
	Gary (Ind)	1-0	0.89	11	1	0	0	2	20.1	12	2	2	1	1	3	26	3	0
22	Brooklyn (A+)	3-4	4.92	33	2	0	0	1	67.2	60	37	37	7	1	22	87	9	0
Minor League Totals		4-5	4.63	50	2	0	0	2	95.1	85	51	49	9	4	29	124	11	0
Independent League Totals		4-2	2.53	56	4	0	0	3	89.0	67	32	25	2	2	24	102	8	0

COLINA, ROBERT RIGHT-HANDED PITCHER

HT: 5-9 WT: 209 B/T: R/R

BORN: 4/24/01 in Punto Fijo, Venezuela

RESIDES: Cabudare, Venezuela

SIGNING SCOUT: Robert Espejo

ACQUIRED (SIGNED): Signed as a non-drafted free agent in 2017 (7/2/17)

YR	CLUB	W-L	ERA	G	GS	CG	SHO	SV	IP	H	R	ER	HR	HB	BB	SO	WP	BK
18	DSL Mets 2 (R)	3-2	2.94	13	9	0	0	0	49.0	42	19	16	3	3	12	49	0	0
19	DSL Mets 2 (R)	1-1	4.91	4	4	0	0	0	14.2	16	8	8	1	1	4	16	4	0
	GCL Mets (R)	4-4	3.57	11	4	0	0	1	40.1	42	22	16	0	3	13	35	6	0
21	FCL Mets (R)	2-1	2.70	6	3	0	0	1	23.1	21	8	7	1	0	6	32	1	0
	St. Lucie (A)	3-1	3.18	6	5	1	1	0	28.1	27	14	10	4	1	12	27	5	0
22	FCL Mets (R)	1-0	1.59	4	2	0	0	0	17.0	11	3	3	0	2	3	22	1	0
	St. Lucie (A)	0-5	7.99	10	6	0	0	0	32.2	42	29	29	4	3	17	41	11	1
Minor League Totals		14-14	3.90	54	33	1	1	2	205.1	201	103	89	13	13	67	222	28	1

COLÓN, JEFFREY RIGHT-HANDED PITCHER

HT: 6-1 WT: 184 B/T: R/R

BORN: 11/9/99 in Las Matas de Farfan, Dominican Republic

RESIDES: Las Matas de Farfan, Dominican Republic

SIGNING SCOUT: Daurys Nin

ACQUIRED (SIGNED): Signed as a non-drafted free agent in 2017 (10/20/17)

YR	CLUB	W-L	ERA	G	GS	CG	SHO	SV	IP	H	R	ER	HR	HB	BB	SO	WP	BK
18	DSL Mets 1 (R)	4-2	4.24	15	3	0	0	2	34.0	30	17	16	0	3	16	33	5	0
19	GCL Mets (R)	4-3	4.94	19	0	0	0	3	27.1	28	21	15	1	5	17	22	11	0
21	FCL Mets (R)	2-1	1.45	9	1	0	0	1	18.2	14	4	3	0	0	3	27	2	0
	St. Lucie (A)	1-0	6.27	14	0	0	0	0	18.2	28	14	13	5	2	11	17	3	0
22	St. Lucie (A)	3-0	3.23	13	4	0	0	2	47.1	41	20	17	2	4	11	57	2	3
	Brooklyn (A+)	1-0	1.07	6	3	0	0	2	25.1	13	3	3	2	0	7	27	1	0
Minor League Totals		15-6	3.52	76	11	0	0	10	171.1	154	79	67	10	14	65	183	24	3

CONSUEGRA, STANLEY OUTFIELDER

HT: 6-2 WT: 196 B/T: R/R

BORN: 9/24/00 in Manoguayabo, Dominican Republic

RESIDES: Santo Domingo, Dominican Republic

SIGNING SCOUT: Gerardo Cabrera

ACQUIRED (SIGNED): Signed as a non-drafted free agent in 2017 (7/2/17)

YR	CLUB	AVG	G	AB	R	H	2B	3B	HR	RBI	SH	SF	HB	BB	SO	SB	CS	SLG	OBP	E	
18	DSL Mets 2 (R)	.192	13	52	9	10	1	1	2	13	0	1	1	9	5	5	0	.365	.317	0	
	GCL Mets (R)	.217	51	189	23	41	12	3	2	26	0	1	5	17	41	4	4	.344	.297	1	
19	DID NOT PLAY - INJURED																				
21	FCL Mets (R)	.270	20	74	10	20	9	1	2	10	0	2	3	4	21	3	3	.500	.325	0	
22	St. Lucie (A)	.251	66	255	38	64	14	4	8	32	0	3	3	26	77	8	8	.431	.324	3	
	Brooklyn (A+)	.239	56	226	33	54	13	2	5	27	0	0	5	18	62	4	2	.381	.309	3	
Minor League Totals		.237	206	796	113	189	49	11	19	108	0	7	17	74	206	24	17	.398	.313	7	

CORNIELLY, JOSHUA RIGHT-HANDED PITCHER

HT: 6-2 WT: 207 B/T: R/R

BORN: 1/15/01 in Caracas, Venezuela**RESIDES:** Caracas, Venezuela**SIGNING SCOUT:** Carlos Pérez**ACQUIRED (SIGNED):** Signed as a non-drafted free agent in 2018 (6/2/18)

YR	CLUB	W-L	ERA	G	GS	CG	SHO	SV	IP	H	R	ER	HR	HB	BB	SO	WP	BK
18	DSL Mets 1 (R)	4-0	3.25	14	0	0	0	2	27.2	35	16	10	0	1	8	27	2	0
19	DSL Mets 1 (R)	1-2	6.10	3	3	0	0	0	10.1	12	8	7	0	0	1	12	0	0
	GCL Mets (R)	3-2	4.54	10	3	0	0	0	35.2	43	28	18	3	3	8	40	4	0
22	St. Lucie (A)	5-3	5.21	31	0	0	0	3	46.2	48	28	27	8	7	25	53	8	0
Minor League Totals		13-7	4.64	58	6	0	0	5	120.1	138	80	62	11	11	42	132	14	0

CORTES, CARLOS INFIELDER

HT: 5-7 WT: 200 B/T: L/S

BORN: 6/30/97 in Orlando, FL**RESIDES:** Sanford, FL**SIGNING SCOUT:** Daniel Coles**ACQUIRED (SIGNED):** Mets third-round pick in the 2018 First-Year Player Draft (6/27/18)

YR	CLUB	AVG	G	AB	R	H	2B	3B	HR	RBI	SH	SF	HB	BB	SO	SB	CS	SLG	OBP	E
18	Brooklyn (A)	.264	47	178	26	47	5	2	4	24	1	2	4	17	34	1	0	.382	.338	7
19	St. Lucie (A)	.255	127	458	64	117	26	3	11	68	2	7	7	52	77	6	5	.397	.336	17
21	Binghamton (AA)	.257	79	304	50	78	26	1	14	57	0	5	2	35	85	1	2	.487	.332	1
22	Binghamton (AA)	.241	89	332	44	80	18	3	11	47	0	4	3	35	100	0	1	.413	.316	3
	Syracuse (AAA)	.168	34	107	11	18	4	0	1	8	0	1	2	7	24	0	0	.234	.231	4
Minor League Totals		.247	376	1379	195	340	79	9	41	204	3	19	18	146	320	8	8	.406	.323	64

COURTNEY, JUSTIN RIGHT-HANDED PITCHER

HT: 6-5 WT: 225 B/T: R/R

BORN: 7/24/96 in Bangor, ME**RESIDES:** Bangor, ME**SIGNING SCOUT:** Chad MacDonald**ACQUIRED (SIGNED):** Signed as a free agent in 2021 (9/10/21)**CAREER NOTES****College...**Was a Louisville Slugger Freshman All-American...Was named to the American East second-team and the America East All-Rookie Team.

YR	CLUB	W-L	ERA	G	GS	CG	SHO	SV	IP	H	R	ER	HR	HB	BB	SO	WP	BK	
21	Inland Empire (A)	3-1	5.63	22	0	0	0	2	40.0	49	26	25	6	3	10	46	9	0	
	FCL Mets (R)	0-0	0.00	2	0	0	0	0	3.0	0	0	0	0	0	1	1	0	0	
22	Brooklyn (A+)	5-3	4.21	33	0	0	0	0	6	47.0	49	23	22	5	0	23	45	5	1
	Binghamton (AA)	0-0	3.68	6	0	0	0	0	7.1	9	3	3	0	0	3	10	0	0	
Minor League Totals		8-4	4.62	63	0	0	0	8	97.1	107	52	50	11	3	37	102	14	1	

CUEVAS, CANDIDO RIGHT-HANDED PITCHER

HT: 6-1 WT: 202 B/T: R/R

BORN: 4/24/04 in Barahona, Dominican Republic**RESIDES:** Barahona, Dominican Republic**SIGNING SCOUT:** Wilson Peralta**ACQUIRED (SIGNED):** Signed as a non-drafted free agent in 2021 (8/26/21)

YR	CLUB	W-L	ERA	G	GS	CG	SHO	SV	IP	H	R	ER	HR	HB	BB	SO	WP	BK
22	DSL Mets 2 (R)	1-2	3.56	11	7	0	0	0	30.1	26	19	12	1	1	16	38	7	1
	FCL Mets (R)	0-1	14.40	3	0	0	0	0	5.0	10	8	8	0	1	5	4	1	0
Minor League Totals		1-3	5.09	14	7	0	0	0	35.1	36	27	20	1	2	21	42	8	1

CUEVAS, YOHAIRO OUTFIELDER

HT: 6-3 WT: 172 B/T: L/L

BORN: 9/16/03 in New York, NY**RESIDES:** La Romana, Dominican Republic**SIGNING SCOUT:** Wilson Peralta**ACQUIRED (SIGNED):** Signed as a non-drafted free agent in 2021 (1/15/21)

YR	CLUB	AVG	G	AB	R	H	2B	3B	HR	RBI	SH	SF	HB	BB	SO	SB	CS	SLG	OBP	E
21	DSL Mets 1 (R)	.155	41	103	15	16	6	0	0	8	0	2	5	23	41	5	0	.214	.331	1
22	DSL Mets 1 (R)	.277	51	166	29	46	12	1	2	31	0	2	0	27	43	7	3	.398	.374	3
Minor League Totals		.230	92	269	44	62	18	1	2	39	0	4	5	50	84	12	3	.327	.357	4

DAVID, LEVI RIGHT-HANDED PITCHER

HT: 6-5 WT: 235 B/T: R/R

BORN: 6/14/99 in Waxahachie, TX

HIGH SCHOOL: Waxahachie HS (TX)

RESIDES: Waxahachie, TX

COLLEGE: NW State University of Louisiana

SIGNING SCOUT: Jet Butler

ACQUIRED (SIGNED): Mets ninth-round pick in the 2021 First-Year Player Draft (7/20/21)

CAREER NOTES

College: Named 2021 CoSIDA Academic All-Region...Earned First-Team Academic All-Southland Conference... Named Third-Team All-Southland Conference...Named Southland Conference Pitcher of the Week (March 22 & April 5).

YR	CLUB	W-L	ERA	G	GS	CG	SHO	SV	IP	H	R	ER	HR	HB	BB	SO	WP	BK
22	FCL Mets (R)	0-1	12.00	4	0	0	0	0	3.0	3	6	4	1	3	5	7	2	0
	St. Lucie (A)	1-2	10.03	14	0	0	0	1	11.2	2	13	13	0	4	24	15	14	0
Minor League Totals		1-3	10.43	18	0	0	0	1	14.2	5	19	17	1	7	29	22	16	0

DE LA CRUZ, FELIPE LEFT-HANDED PITCHER

HT: 6-0 WT: 160 B/T: L/L

BORN: 5/26/01 in Yamasá, Dominican Republic

RESIDES: Yamasá, Dominican Republic

SIGNING SCOUT: Wilson Peralta

ACQUIRED (SIGNED): Signed as a non-drafted free agent in 2021 (3/17/21)

YR	CLUB	W-L	ERA	G	GS	CG	SHO	SV	IP	H	R	ER	HR	HB	BB	SO	WP	BK
21	DSL Mets 2 (R)	0-4	3.13	14	12	0	0	0	46.0	38	22	16	1	3	16	46	8	3
22	FCL Mets (R)	1-2	4.83	10	6	0	0	0	31.2	32	21	17	3	0	16	44	6	0
	St. Lucie (A)	0-0	0.00	2	0	0	0	1	4.0	2	0	0	0	0	0	9	0	0
Minor League Totals		1-6	3.64	26	18	0	0	1	81.2	72	43	33	4	3	32	99	14	3

DE LEON, FRANCIS OUTFIELDER

HT: 5-11 WT: 152 B/T: R/R

BORN: 10/4/03 in Santo Domingo, Dominican Republic

RESIDES: Santo Domingo, Dominican Republic

SIGNING SCOUT: Moises De La Mota

ACQUIRED (SIGNED): Signed as a non-drafted free agent in 2021 (1/15/21)

YR	CLUB	AVG	G	AB	R	H	2B	3B	HR	RBI	SH	SF	HB	BB	SO	SB	CS	SLG	OBP	E
21	DSL Mets 1 (R)	.214	35	84	14	18	4	0	3	10	0	0	7	18	39	6	3	.369	.394	4
22	FCL Mets (R)	.109	18	46	9	5	0	0	0	3	0	1	3	4	23	3	1	.109	.222	0
Minor League Totals		.177	53	130	23	23	4	0	3	13	0	1	10	22	62	9	4	.277	.337	4

DE LEON, JORGE RIGHT-HANDED PITCHER

HT: 6-5 WT: 180 B/T: R/R

BORN: 11/24/02 in Barahona, Dominican Republic

RESIDES: Barahona, Dominican Republic

SIGNING SCOUT: Wilson Peralta

ACQUIRED (SIGNED): Signed as a non-drafted free agent in 2021 (3/29/21)

YR	CLUB	W-L	ERA	G	GS	CG	SHO	SV	IP	H	R	ER	HR	HB	BB	SO	WP	BK	
21	DSL Mets 1 (R)	0-3	1.85	13	12	0	0	0	39.0	25	16	8	0	2	16	49	9	0	
22	DID NOT PITCH - INJURED																		

DE LOS SANTOS, JEFREY INFIELDER

HT: 6-0 WT: 154 B/T: L/R

BORN: 5/30/03 in Higüey, Dominican Republic

RESIDES: Higüey, Dominican Republic

SIGNING SCOUT: Wilson Peralta

ACQUIRED (SIGNED): Signed as a non-drafted free agent in 2019 (7/2/19)

YR	CLUB	AVG	G	AB	R	H	2B	3B	HR	RBI	SH	SF	HB	BB	SO	SB	CS	SLG	OBP	E
21	DSL Mets 2 (R)	.248	42	137	26	34	1	5	2	14	0	0	2	18	40	6	3	.372	.344	9
22	FCL Mets (R)	.205	43	132	20	27	4	2	3	14	0	2	1	15	41	5	4	.333	.287	10
	Binghamton (AA)	.500	1	2	1	1	0	0	0	0	0	0	0	1	1	0	0	.500	.667	0
Minor League Totals		.229	86	271	47	62	5	7	5	28	0	2	3	34	82	11	7	.354	.319	19

DE LOS SANTOS, OMAR OUTFIELDER

HT: 6-1 WT: 172 B/T: R/R

BORN: 8/8/99 in Santo Domingo, Dominican Republic**RESIDES:** Santo Domingo, Dominican Republic**SIGNING SCOUT:** Gerardo Cabrera**ACQUIRED (SIGNED):** Signed as a non-drafted free agent in 2019 (2/2/19)**CAREER NOTES****2022...**Named Florida State League Player of the Week for the week of June 20-26 while with St. Lucie (A).

YR	CLUB	AVG	G	AB	R	H	2B	3B	HR	RBI	SH	SF	HB	BB	SO	SB	CS	SLG	OBP	E
19	DSL Mets 1 (R)	.200	3	10	5	2	0	0	1	1	0	0	2	1	1	4	0	.500	.385	0
	DSL Mets 2 (R)	.278	52	209	31	58	7	6	3	24	0	2	6	21	41	9	2	.411	.357	4
21	FCL Mets (R)	.429	7	28	6	12	0	1	3	8	0	0	0	1	3	2	0	.821	.448	0
	St. Lucie (A)	.241	38	133	14	32	8	2	0	17	0	1	3	7	50	12	1	.331	.292	3
22	St. Lucie (A)	.272	111	431	75	117	23	5	16	62	0	2	10	35	151	70	15	.459	.339	4
Minor League Totals		.273	211	811	131	221	38	14	23	112	0	5	21	65	246	97	18	.439	.340	11

DIAZ, FRANYEL RIGHT-HANDED PITCHER

HT: 6-7 WT: 208 B/T: R/R

BORN: 12/18/04 in San Pedro de Macoris, Dominican Republic**RESIDES:** San Pedro de Macoris, Dominican Republic**SIGNING SCOUT:** Felix Romero**ACQUIRED (SIGNED):** Signed as a free agent in 2022 (7/18/22)**DÍAZ, JOEL** RIGHT-HANDED PITCHER

HT: 6-2 WT: 208 B/T: R/R

BORN: 2/26/04 in San Cristobal, Dominican Republic**RESIDES:** San Cristobal, Dominican Republic**SIGNING SCOUT:** Moises de la Mota & Oliver Dominguez**ACQUIRED (SIGNED):** Signed as a non-drafted free agent in 2021 (1/15/21)

YR	CLUB	W-L	ERA	G	GS	CG	SHO	SV	IP	H	R	ER	HR	HB	BB	SO	WP	BK
21	DSL Mets 1 (R)	0-0	0.00	1	1	0	0	0	1.0	0	0	0	0	0	0	1	0	0
	DSL Mets 2 (R)	0-2	0.55	14	14	0	0	0	49.1	29	9	3	0	8	9	62	4	2
22	St. Lucie (A)	3-2	5.86	16	10	0	0	0	55.1	62	37	36	7	2	25	51	2	1
Minor League Totals		3-4	3.32	31	25	0	0	0	105.2	91	46	39	7	10	25	114	6	3

DIBRELL, TONY RIGHT-HANDED PITCHER

HT: 6-2 WT: 210 B/T: R/R

BORN: 11/8/95 in Alpharetta, GA**RESIDES:** Johns Creek, GA**HIGH SCHOOL:** Chattahoochee (GA)**COLLEGE:** Kennesaw State**SIGNING SCOUT:** Tommy Jackson**ACQUIRED (SIGNED):** Mets fourth-round pick in the 2017 First-Year Player Draft (6/19/17)**CAREER NOTES**

2019...Was a Florida State League mid-season All-Star with St. Lucie (A)...**College...**Named to the 2017 Second-Team All-ASUN...His 2.45 ERA ranked third-best in KSU DI history for a single season...Posted a 7-4 record with a career-high three complete games, third-best in KSU history for a single season...The three complete games (one shutout) ranked third-best in program history and second in ASUN during 2017.

YR	CLUB	W-L	ERA	G	GS	CG	SHO	SV	IP	H	R	ER	HR	HB	BB	SO	WP	BK
17	Brooklyn (A)	1-1	5.03	12	0	0	0	0	19.2	19	13	11	4	2	8	28	3	0
18	Columbia (A)	7-6	3.50	23	23	1	0	0	131.0	112	60	51	10	9	54	147	12	1
19	St. Lucie (A+)	8-4	2.39	17	16	0	0	0	90.1	73	27	24	2	3	36	76	6	0
	Binghamton (AA)	0-8	9.31	9	8	0	0	0	38.2	51	41	40	10	2	21	37	4	0
21	Binghamton (AA)	2-1	4.45	7	5	0	0	0	28.1	25	16	14	6	1	12	25	1	1
22	FCL Mets (R)	0-0	0.00	1	1	0	0	0	1.0	0	0	0	0	0	1	0	0	
	St. Lucie (A)	0-0	0.00	3	3	0	0	0	5.2	2	0	0	0	0	2	9	3	0
	Binghamton (AA)	2-2	4.55	8	6	0	0	0	29.2	25	18	15	3	1	21	39	1	2
Minor League Totals		20-22	4.05	80	62	1	0	0	344.1	307	175	155	35	18	154	362	30	4

DOMÍNGUEZ, CARLOS OUTFIELDER

HT: 6-1 WT: 190 B/T: R/R

BORN: 10/11/99 in San Pedro de Macorís, Dominican Republic**RESIDES:** San Pedro de Macorís, Dominican Republic**SIGNING SCOUT:** Gerardo Cabrera**ACQUIRED (SIGNED):** Signed as a non-drafted free agent in 2018 (6/15/18)

YR	CLUB	AVG	G	AB	R	H	2B	3B	HR	RBI	SH	SF	HB	BB	SO	SB	CS	SLG	OBP	E
19	DSL Mets 1 (R)	.280	33	107	26	30	5	2	4	22	0	3	20	9	35	10	3	.477	.424	1
	DSL Mets 2 (R)	.250	26	100	12	25	8	3	2	14	0	1	4	9	28	5	3	.450	.333	0
21	FCL Mets (R)	.262	46	145	27	38	7	1	10	28	0	0	10	9	57	7	3	.531	.348	2
22	St. Lucie (A)	.233	111	390	54	91	15	0	20	65	0	1	16	37	173	22	10	.426	.324	4
Minor League Totals		.248	216	742	119	184	35	6	36	129	0	5	50	64	293	44	19	.457	.346	7

DOMÍNGUEZ, ROBERT RIGHT-HANDED PITCHER

HT: 6-5 WT: 195 B/T: R/R

BORN: 11/30/01 in Irapa, Venezuela**RESIDES:** Irapa, Venezuela**SCOUT:** Moises de la Mota & Ismael Perez**ACQUIRED (SIGNED):** Signed as a non-drafted free agent in 2019 (11/20/19)

YR	CLUB	W-L	ERA	G	GS	CG	SHO	SV	IP	H	R	ER	HR	HB	BB	SO	WP	BK
21	FCL Mets (R)	1-1	8.25	10	1	0	0	1	12.0	15	12	11	1	1	9	10	2	0
22									DID NOT PITCH									

ESCALANTE, ESTARLIN RIGHT-HANDED PITCHER

HT: 6-4 WT: 235 B/T: R/R

BORN: 8/22/03 in San Pedro de Macorís, Dominican Republic**RESIDES:** San Pedro de Macorís, Dominican Republic**SCOUT:** Felix Romero**ACQUIRED (SIGNED):** Signed as a non-drafted free agent in 2022 (6/1/22)

YR	CLUB	W-L	ERA	G	GS	CG	SHO	SV	IP	H	R	ER	HR	HB	BB	SO	WP	BK
22	DSL Mets 1 (R)	0-0	40.50	1	0	0	0	0	0.2	1	3	3	0	1	4	1	1	
	DSL Mets 2 (R)	2-1	4.78	17	4	0	0	0	37.2	38	23	20	4	4	19	44	10	2
Minor League Totals		2-1	5.40	18	4	0	0	0	38.1	39	26	23	4	5	23	45	11	3

ESTEP, CHASE INFIELDER

HT: 5-11 WT: 195 B/T: L/R

BORN: 4/12/00 in Corbin, KY**HIGH SCHOOL:** Corbin HS (KY)**RESIDES:** Corbin, KY**COLLEGE:** University of Kentucky**SCOUT:** Nathan Beuster**ACQUIRED (SIGNED):** Mets ninth-round pick in the 2022 First-Year Player Draft (8/1/22)**CAREER NOTES****College...**National Player of the Week for NCAA and Perfect Game during the week of March 10...SEC Player of the Week in 2022...**Personal...**His Uncle, Chris Estep was drafted by the Pittsburgh Pirates in 1988

YR	CLUB	AVG	G	AB	R	H	2B	3B	HR	RBI	SH	SF	HB	BB	SO	SB	CS	SLG	OBP	E
22	FCL Mets (R)	.333	1	3	1	1	0	0	0	0	0	0	0	1	1	0	0	.333	.500	1
	St. Lucie (A)	.214	24	84	14	18	4	0	4	13	0	1	1	13	23	0	1	.405	.323	2
Minor League Totals		.218	25	87	15	19	4	0	4	13	0	1	1	14	24	0	1	.402	.330	3

ESTERLIN, WILSON RIGHT-HANDED PITCHER

HT: 6-3 WT: 160 B/T: R/R

BORN: 8/17/04 in San Pedro de Macorís, Dominican Republic**RESIDES:** San Pedro de Macorís, Dominican Republic**SCOUT:** Felix Romero**ACQUIRED (SIGNED):** Signed as a non-drafted free agent in 2022 (1/15/22)

YR	CLUB	W-L	ERA	G	GS	CG	SHO	SV	IP	H	R	ER	HR	HB	BB	SO	WP	BK
22	DSL Mets 1 (R)	5-1	2.70	12	5	0	0	0	36.2	22	12	11	2	0	22	48	5	0

FANAS, WILLY OUTFIELDER

HT: 6-2 WT: 190 B/T: S/R

BORN: 1/23/04 in San Pedro de Macorís, Dominican Republic**RESIDES:** San Pedro de Macorís, Dominican Republic**SCOUT:** Kelvin Dominguez**ACQUIRED (SIGNED):** Signed as a non-drafted free agent in 2019 (11/27/19)

YR	CLUB	AVG	G	AB	R	H	2B	3B	HR	RBI	SH	SF	HB	BB	SO	SB	CS	SLG	OBP	E
22	DSL Mets 2 (R)	.257	32	101	16	26	2	1	0	10	0	2	1	11	24	10	3	.297	.330	3

FERRER, ANDINSON RIGHT-HANDED PITCHER

HT: 6-3 WT: 180 B/T: R/R

BORN: 5/5/04 in Monseñor Nouel, Dominican Republic

RESIDES: Puerto Plata, Dominican Republic

SIGNING SCOUT: Felix Romero

ACQUIRED (SIGNED): Signed as a minor league free agent in 2021 (10/22/21)

YR	CLUB	W-L	ERA	G	GS	CG	SHO	SV	IP	H	R	ER	HR	HB	BB	SO	WP	BK
22	DSL Mets 1 (R)	2-1	1.80	18	1	0	0	0	30.0	15	6	6	1	5	19	46	9	3

FOSTER, CAMERON RIGHT-HANDED PITCHER

HT: 6-5 WT: 225 B/T: R/R

BORN: 3/17/99 in Houston, TX

RESIDES: Houston, TX

SCOUT: Jet Butler

ACQUIRED (SIGNED): Selected in the 14th-round of the 2022 First-Year Player Draft (8/1/22)

HIGH SCHOOL: George Bush HS (TX)

COLLEGE: McNeese State University

FRYMAN, BRANDEN INFIELDER

HT: 6-2 WT: 176 B/T: R/R

BORN: 3/16/98 in Pensacola, FL

RESIDES: Molino, FL

SIGNING SCOUT: Tommy Jackson

ACQUIRED (SIGNED): Mets 21st-round pick in the 2019 First-Year Player Draft (6/9/19)

HIGH SCHOOL: J.M. Tate (FL)

COLLEGE: Samford University

CAREER NOTES

Personal...Is the son of former major leaguer Travis Fryman, who was a five-time All-Star for Detroit (1990-1997) and Cleveland (1998-2002).

YR	CLUB	AVG	G	AB	R	H	2B	3B	HR	RBI	SH	SF	HB	BB	SO	SB	CS	SLG	OBP	E
19	GCL Mets (R)	.357	4	14	4	5	2	0	0	6	0	1	1	1	2	0	0	.500	.412	0
	Brooklyn (A)	.356	13	45	4	16	2	0	0	4	0	0	3	7	4	2	.400	.396	2	
21	St. Lucie (A)	.229	69	249	34	57	11	0	3	26	0	2	4	21	47	14	4	.309	.297	7
	Brooklyn (A+)	.158	5	19	0	3	1	0	0	1	0	0	0	0	2	0	0	.211	.158	0
22	St. Lucie (A)	.000	4	11	1	0	0	0	0	0	0	0	1	1	5	1	0	.000	.154	0
	Brooklyn (A+)	.186	22	70	6	13	0	1	2	7	0	1	0	7	19	6	1	.300	.256	2
	Binghamton (AA)	.120	8	25	1	3	0	0	0	0	0	0	0	0	7	0	0	.120	.120	2
	Syracuse (AAA)	.158	7	19	0	3	1	0	0	1	0	0	0	0	10	0	1	.211	.158	1
Minor League Totals		.221	132	452	50	100	17	1	5	45	0	4	6	33	99	25	8	.296	.281	14

GADDIS, NIC INFIELDER

HT: 5-10 WT: 185 B/T: R/R

BORN: 10/12/96 in Chattanooga, TN

RESIDES: Trenton, GA

SIGNING SCOUT: Tommy Jackson

ACQUIRED (SIGNED): Mets 16th-round pick in the 2019 First-Year Player Draft (6/9/19)

HIGH SCHOOL: Dade County HS (GA)

COLLEGE: Jacksonville State University

YR	CLUB	AVG	G	AB	R	H	2B	3B	HR	RBI	SH	SF	HB	BB	SO	SB	CS	SLG	OBP	E
19	GCL Mets (R)	.197	25	71	9	14	1	1	2	9	2	2	3	12	13	2	0	.324	.330	9
	Brooklyn (A)	.184	15	49	4	9	2	0	0	3	2	0	1	5	15	1	1	.224	.273	5
21	St. Lucie (A)	.250	25	80	17	20	4	1	3	18	0	2	3	22	22	1	0	.438	.421	1
	Brooklyn (A+)	.188	22	64	10	12	5	0	4	14	1	1	3	14	20	1	1	.453	.354	0
	Binghamton (AA)	.000	1	2	0	0	0	0	0	0	0	0	0	1	2	0	0	.000	.333	0
22	Brooklyn (A+)	.204	67	225	38	46	14	1	6	36	0	3	6	40	54	2	2	.356	.336	13
	Binghamton (AA)	.181	29	94	10	17	1	0	2	10	0	1	5	11	30	1	0	.255	.297	3
	Syracuse (AAA)	1.000	1	2	2	2	2	0	0	0	0	0	0	3	0	0	0	2.000	1.000	0
Minor League Totals		.204	185	587	90	120	29	3	17	90	5	9	21	108	156	8	4	.351	.343	31

GARCÍA, BENITO RIGHT-HANDED PITCHER

HT: 6-0 WT: 176 B/T: R/R

BORN: 3/10/00 in Santo Domingo, Dominican Republic**RESIDES:** Santo Domingo, Dominican Republic**SIGNING SCOUT:** Fernando Encarnación**ACQUIRED (SIGNED):** Signed as a non-drafted free agent in 2018 (6/2/18)

YR	CLUB	W-L	ERA	G	GS	CG	SHO	SV	IP	H	R	ER	HR	HB	BB	SO	WP	BK
18	DSL Mets 1 (R)	2-3	3.93	14	10	0	0	1	50.1	51	27	22	1	2	11	58	6	4
19	DSL Mets 1 (R)	0-0	1.13	2	2	0	0	0	8.0	5	2	1	0	1	0	8	0	0
	Kingsport (R)	2-4	6.45	13	9	0	0	0	44.2	53	41	32	5	1	19	43	9	0
21	FCL Mets (R)	1-0	6.28	9	0	0	0	2	14.1	22	10	10	3	2	3	8	1	1
22	FCL Mets (R)	1-1	3.18	9	0	0	0	4	11.1	11	8	4	1	0	4	9	0	0
	St. Lucie (A)	2-3	6.10	10	0	0	0	1	20.2	20	17	14	2	1	4	28	2	0
	Brooklyn (A+)	0-0	7.71	2	0	0	0	0	4.2	5	4	4	0	1	0	4	0	0
Minor League Totals		8-11	5.08	59	21	0	0	8	154.0	167	109	87	12	8	41	158	18	5

GARCÍA, SAUL RIGHT-HANDED PITCHER

HT: 6-2 WT: 180 B/T: R/R

BORN: 6/11/03 in Naganagua, Venezuela**RESIDES:** Carabobo, Venezuela**SIGNING SCOUT:** Andres Nunez**ACQUIRED (SIGNED):** Signed as a non-drafted free agent in 2021 (6/12/21)

YR	CLUB	W-L	ERA	G	GS	CG	SHO	SV	IP	H	R	ER	HR	HB	BB	SO	WP	BK
21	DSL Mets 1 (R)	1-1	7.50	5	0	0	0	0	6.0	4	7	5	0	1	4	11	2	0
22	FCL Mets (R)	2-2	4.94	14	2	0	0	1	31.0	30	22	17	1	3	23	46	5	0
Minor League Totals		3-3	5.35	19	2	0	0	1	37.0	34	39	22	1	4	27	57	7	0

GARRIDO, RODOLFO RIGHT-HANDED PITCHER

HT: 6-1 WT: 176 B/T: R/R

BORN: 12/23/04 in San Pedro de Macoris, Dominican Republic**RESIDES:** San Pedro de Macoris, Dominican Republic**SIGNING SCOUT:** Kelvin Dominguez**ACQUIRED (SIGNED):** Signed as a non-drafted free agent in 2022 (2/16/22)

YR	CLUB	W-L	ERA	G	GS	CG	SHO	SV	IP	H	R	ER	HR	HB	BB	SO	WP	BK
22	DSL Mets 1 (R)	3-3	4.20	14	12	0	0	0	40.2	30	24	19	1	11	28	46	8	2

GEBER, JORDAN RIGHT-HANDED PITCHER

HT: 6-3 WT: 215 B/T: R/R

BORN: 7/31/99 in Annapolis, MD**RESIDES:** Pasadena, MD**COLLEGE:** Virginia Polytechnic Institute**SIGNING SCOUT:** Jaymie Bane**ACQUIRED (SIGNED):** Signed as a non-drafted free agent in 2022 (8/3/22)

YR	CLUB	W-L	ERA	G	GS	CG	SHO	SV	IP	H	R	ER	HR	HB	BB	SO	WP	BK
22	St. Lucie (A)	1-0	6.00	6	4	0	0	0	27.0	31	18	15	3	1	11	25	7	1
	Binghamton (AA)	0-1	13.50	1	0	0	0	0	2.0	4	3	3	3	0	1	3	0	0
Minor League Totals		1-1	5.59	7	4	0	0	0	29.0	35	21	18	6	1	12	28	7	1

GERVASE, PAUL RIGHT-HANDED PITCHER

HT: 6-10 WT: 230 B/T: R/R

BORN: 5/23/00 in Cary, NC**RESIDES:** Fuguay Varina, NC**HIGH SCHOOL:** Harnett Central (NC)**COLLEGE:** Louisiana State University**SIGNING SCOUT:** Jet Butler**ACQUIRED (SIGNED):** Mets 12th-round pick in the 2022 First-Year Player Draft (8/1/22)

YR	CLUB	W-L	ERA	G	GS	CG	SHO	SV	IP	H	R	ER	HR	HB	BB	SO	WP	BK
22	FCL Mets (R)	0-0	0.00	1	0	0	0	0	1.0	0	0	0	0	0	2	0	0	
	St. Lucie (A)	1-1	6.10	7	0	0	0	0	10.1	11	7	7	1	1	7	14	1	0
Minor League Totals		1-1	5.56	8	0	0	0	0	11.1	11	7	7	1	1	7	16	1	0

GIL, MATEO INFIELDER

HT: 6-2 WT: 194 B/T: R/R

BORN: 7/24/00 in Fort Worth, TX

HIGH SCHOOL: Timber Creek HS (TX)

RESIDES: Fort Worth, TX

SIGNING SCOUT: St. Louis

ACQUIRED (SIGNED): Claimed off waivers from Spokane in 2022 (12/7/22)

YR	CLUB	AVG	G	AB	R	H	2B	3B	HR	RBI	SH	SF	HB	BB	SO	SB	CS	SLG	OBP	E
18	GCL Cardinals (R)	.251	45	171	27	43	6	1	1	20	0	0	3	20	51	2	2	.316	.340	8
19	Johnson City (R)	.270	51	204	42	55	8	2	7	30	0	3	1	17	56	1	3	.431	.324	17
	Palm Beach (A+)	.000	2	6	0	0	0	0	0	0	0	0	0	0	2	0	0	.000	.000	0
21	Fresno (A)	.249	94	366	53	91	25	1	9	56	1	4	4	21	99	8	6	.396	.294	10
22	ACL Rockies (R)	.241	10	29	8	7	3	1	1	1	0	0	1	5	11	1	0	.517	.371	0
	Spokane (A+)	.247	48	174	23	43	6	2	6	26	0	1	0	15	48	0	2	.408	.305	5
Minor League Totals		.252	250	950	153	239	48	7	24	133	1	8	9	78	267	12	13	.393	.312	80

GILLIAM, RYLEY RIGHT-HANDED PITCHER

HT: 5-10 WT: 170 B/T: R/R

BORN: 8/11/96 in Kennesaw, GA

HIGH SCHOOL: Kennesaw Mountain (GA)

RESIDES: Kennesaw, GA

COLLEGE: Clemson University (SC)

SIGNING SCOUT: Daniel Coles

ACQUIRED (SIGNED): Mets fifth-round pick in the 2018 First-Year Player Draft (6/20/18)

YR	CLUB	W-L	ERA	G	GS	CG	SHO	SV	IP	H	R	ER	HR	HB	BB	SO	WP	BK	
18	Brooklyn (A)	0-1	2.08	17	0	0	0	5	17.1	11	4	4	1	0	13	31	2	1	
19	St. Lucie (A)	0-0	2.53	7	0	0	0	2	10.2	8	3	3	0	0	2	16	0	0	
	Binghamton (AA)	3-0	4.34	12	0	0	0	1	18.2	15	9	9	1	1	7	28	1	0	
	Syracuse (AAA)	2-0	13.50	10	0	0	0	0	9.1	19	14	14	3	0	9	12	1	0	
21	Binghamton (AA)	2-4	9.88	20	0	0	0	1	27.1	31	33	30	4	5	13	25	2	1	
22	DID NOT PITCH																		
Minor League Totals		7-5	6.48	66	0	0	0	9	83.1	84	63	60	9	6	44	112	6	2	

GOMEZ, CRISTOFER RIGHT-HANDED PITCHER

HT: 6-4 WT: 222 B/T: R/R

BORN: 5/13/03 in Montecristi, Dominican Republic

RESIDES: Montecristi, Dominican Republic

SIGNING SCOUT: Kelvin Dominguez

ACQUIRED (SIGNED): Signed as a non-drafted free agent in 2022 (6/23/22)

YR	CLUB	W-L	ERA	G	GS	CG	SHO	SV	IP	H	R	ER	HR	HB	BB	SO	WP	BK
22	DSL Mets 1 (R)	3-0	0.40	15	0	0	0	6	22.2	8	1	1	0	2	9	37	2	0

GOMEZ, FRANKLIN LEFT-HANDED PITCHER

HT: 6-0 WT: 145 B/T: L/L

BORN: 7/6/05 in Maracay, Venezuela

RESIDES: Maracay, Venezuela

SIGNING SCOUT: Andres Nunez

ACQUIRED (SIGNED): Signed as a non-drafted free agent in 2022 (1/15/22)

YR	CLUB	W-L	ERA	G	GS	CG	SHO	SV	IP	H	R	ER	HR	HB	BB	SO	WP	BK
22	DSL Mets 1 (R)	0-4	4.97	10	8	0	0	0	25.1	26	18	14	2	1	19	29	5	1
	DSL Mets 2 (R)	2-0	0.00	3	1	0	0	0	9.0	7	1	0	0	1	2	13	0	0
Minor League Totals		2-4	3.67	13	9	0	0	0	34.1	33	19	14	2	2	21	42	5	1

GOMEZ, JOSÉ RIGHT-HANDED PITCHER

HT: 6-4 WT: 177 B/T: R/R

BORN: 1/24/04 in Santa Rosalía, Mexico

RESIDES: Santa Rosalía, Mexico

SIGNING SCOUT: Martin Arvizu

ACQUIRED (SIGNED): Signed as a non-drafted free agent in 2021 (11/13/21)

YR	CLUB	W-L	ERA	G	GS	CG	SHO	SV	IP	H	R	ER	HR	HB	BB	SO	WP	BK
22	FCL Mets (R)	2-0	4.30	7	0	0	0	0	14.2	11	7	7	1	5	14	14	1	0
	DSL Mets 1 (R)	0-0	3.00	2	2	0	0	0	3.0	1	1	1	0	1	4	0	0	
Minor League Totals		2-0	4.08	9	2	0	0	0	17.2	12	8	8	1	6	15	18	1	0

GÓMEZ, RAIMON RIGHT-HANDED PITCHER

HT: 6-2 WT: 175 B/T: R/R

BORN: 9/6/01 in Barcelona, Venezuela**RESIDES:** Barcelona, Venezuela**SIGNING SCOUT:** Carlos Perez**ACQUIRED (SIGNED):** Signed as a non-drafted free agent in 2021 (8/9/21)

YR	CLUB	W-L	ERA	G	GS	CG	SHO	SV	IP	H	R	ER	HR	HB	BB	SO	WP	BK
21	DSL Mets 1 (R)	1-1	2.19	9	2	0	0	0	12.1	10	6	3	1	0	6	14	1	0
22	St. Lucie (A)	4-5	3.78	24	2	0	0	3	47.2	43	23	20	1	4	20	54	8	2
Minor League Totals		5-6	3.45	33	4	0	0	3	60.0	53	29	23	2	4	26	68	9	2

GÓMEZ, TOMMY CATCHER

HT: 5-10 WT: 188 B/T: R/R

BORN: 4/21/04 in Santo Domingo, Dominican Republic.**RESIDES:** Santo Domingo, Dominican Republic**SIGNING SCOUT:** Wilson Peralta**ACQUIRED (SIGNED):** Signed as a non-drafted free agent in 2021 (7/28/21)

YR	CLUB	AVG	G	AB	R	H	2B	3B	HR	RBI	SH	SF	HB	BB	SO	SB	CS	SLG	OBP	E
21	DSL Mets 2 (R)	.154	5	13	1	2	0	0	0	2	0	0	1	2	7	1	0	.154	.313	1
22	FCL Mets (R)	.190	14	42	6	8	3	0	1	7	0	1	1	5	14	2	0	.333	.286	3
Minor League Totals		.182	19	55	7	10	3	0	1	9	0	1	2	7	21	3	0	.291	.292	4

GORDON, COLE RIGHT-HANDED PITCHER

HT: 6-5 WT: 250 B/T: L/R

BORN: 10/2/95 in Tampa, FL**RESIDES:** Tampa, FL**SIGNING SCOUT:** Jet Butler**ACQUIRED:** Mets 32nd-round pick in the 2019 First-Year Player Draft (6/28/19)**CAREER NOTES****2021...**Named Eastern League Pitcher of the Week (August 8) and Eastern League Pitcher of the Month (August) with Binghamton (AA).

YR	CLUB	W-L	ERA	G	GS	CG	SHO	SV	IP	H	R	ER	HR	HB	BB	SO	WP	BK
19	Brooklyn (A)	0-0	0.00	1	0	0	0	0	1.0	1	0	0	0	0	0	3	0	0
	Columbia (A)	1-3	2.76	18	0	0	0	1	29.1	19	11	9	2	0	15	36	6	1
21	Binghamton (AA)	4-3	3.69	20	13	1	1	1	83.0	49	37	34	12	4	35	85	8	0
22	Syracuse (AAA)	0-0	9.00	1	1	0	0	0	2.0	2	2	2	1	0	2	1	0	0
Minor League Totals		5-6	3.51	40	14	1	1	2	115.1	71	50	45	15	4	52	125	14	1

GREY, CONNOR RIGHT-HANDED PITCHER**MAJOR LEAGUE INVITE****GRIFFIN, DAVID** RIGHT-HANDED PITCHER

HT: 6-0 WT: 205 B/T: R/R

BORN: 7/16/96 in Hanover, MA**RESIDES:** Hanover, MA**SIGNING SCOUT:** Jaymie Bane**ACQUIRED:** Signed by the Mets to a minor league contract in 2021 (6/15/21)

YR	CLUB	W-L	ERA	G	GS	CG	SHO	SV	IP	H	R	ER	HR	HB	BB	SO	WP	BK
19	Gary (Ind.)	2-1	3.58	12	2	0	0	0	27.2	20	12	11	5	1	17	22	0	0
20	Rockland (Ind.)	0-1	7.24	4	3	0	0	0	13.2	22	13	11	1	0	6	14	0	1
	Road Warrior (Ind.)	0-1	11.17	2	2	0	0	0	9.2	12	12	12	3	0	3	13	0	0
21	Gary (Ind.)	1-1	4.31	6	6	0	0	0	31.1	29	15	15	2	2	10	36	1	0
	St. Lucie (A)	2-1	3.05	7	7	0	0	0	38.1	24	13	13	2	3	18	48	2	0
	Brooklyn (A+)	3-1	4.18	7	7	0	0	0	32.1	35	20	15	4	4	13	30	1	1
22	Brooklyn (A+)	2-0	1.57	7	2	0	0	0	23.0	11	5	4	1	0	4	27	1	0
	Binghamton (AA)	1-7	5.46	19	14	0	0	1	64.1	70	41	39	8	4	29	51	3	0
	Syracuse (AAA)	0-2	12.86	2	2	0	0	0	7.0	14	10	10	3	0	2	6	0	0
Minor League Totals		8-11	4.42	42	32	0	0	1	165.0	154	89	81	18	11	66	162	7	1
Independent League Totals		3-4	5.36	24	13	0	0	0	82.1	83	52	49	11	3	36	85	1	1

GUANCE, MANUEL INFIELDER

HT: 5-10 WT: 150 B/T: R/R

BORN: 11/6/03 in Santo Domingo, Dominican Republic**RESIDES:** Santo Domingo, Dominican Republic**SIGNING SCOUT:** Wilson Peralta**ACQUIRED (SIGNED):** Signed as a non-drafted free agent in 2021 (1/15/21)

YR	CLUB	AVG	G	AB	R	H	2B	3B	HR	RBI	SH	SF	HB	BB	SO	SB	CS	SLG	OBP	E
21	DSL Mets2 (R)	.175	17	40	4	7	2	1	0	3	0	0	0	10	16	1	1	.275	.340	1
22	DSL Mets 1 (R)	.225	16	40	10	9	1	0	0	5	0	1	1	14	19	6	2	.250	.429	2
	DSL Mets 2 (R)	.300	20	60	8	18	3	0	2	8	0	0	1	8	22	7	0	.450	.391	4
Minor League Totals		.243	53	140	22	34	6	1	2	16	0	1	2	32	57	14	3	.343	.389	7

GUERRERA, JUSTIN INFIELDER

HT: 5-9 WT: 199 B/T: R/R

BORN: 1/11/00 in Watertown, CT**RESIDES:** Watertown, CT**SIGNING SCOUT:** John Kosciak**ACQUIRED (SIGNED):** Mets 20th-round pick in the 2021 First-Year Player Draft (7/18/21)**CAREER NOTES**

Collegue...Earned All-MAAC First-Team...Named New England Baseball Journal first-team...Was Fairfield University Male Athlete of the Year...Earned MAAC Player of the Week (3/22 & 4/12)...Named Collegiate Baseball Newspaper National Player of the Week (3/22).

YR	CLUB	AVG	G	AB	R	H	2B	3B	HR	RBI	SH	SF	HB	BB	SO	SB	CS	SLG	OBP	E
21	FCL Mets (R)	.410	11	39	8	16	3	0	2	10	0	1	1	5	11	1	0	.641	.478	2
	St. Lucie (A)	.212	19	66	12	14	2	1	3	5	0	1	1	8	22	2	0	.409	.303	9
22	St. Lucie (A)	.200	82	275	36	55	9	1	11	40	0	1	7	41	120	5	4	.360	.318	16
	Brooklyn (A+)	.104	16	48	5	5	0	0	2	5	0	0	2	5	20	1	1	.229	.218	4
Minor League Totals		.210	128	428	61	90	14	2	18	60	0	3	11	59	173	9	5	.379	.319	31

GUERRERO, ANGEL OUTFIELDER

HT: 6-1 WT: 185 B/T: L/R

BORN: 11/17/03 in La Romana, Dominican Republic**RESIDES:** La Romana, Dominican Republic**SIGNING SCOUT:** Wilson Peralta**ACQUIRED (SIGNED):** Signed as a non-drafted free agent in 2021 (1/15/21)

YR	CLUB	AVG	G	AB	R	H	2B	3B	HR	RBI	SH	SF	HB	BB	SO	SB	CS	SLG	OBP	E
21	DSL Mets 1 (R)	.188	6	16	0	3	0	0	0	0	0	0	2	1	5	1	0	.188	.316	0
22	DSL Mets 1 (R)	.241	20	54	6	13	5	1	0	10	0	2	2	3	18	1	1	.370	.295	1
Minor League Totals		.229	26	70	6	16	5	1	0	10	0	2	4	4	23	2	1	.329	.300	1

GURSKY, BRIAN LEFT-HANDED PITCHER

HT: 6-1 WT: 205 B/T: R/L

BORN: 2/4/98 in Bloomington, IN**RESIDES:** Granger, IN**SIGNING SCOUT:** Daniel Coles**ACQUIRED (SIGNED):** Signed as a non-drafted free agent in 2022 (7/29/22)

YR	CLUB	W-L	ERA	G	GS	CG	SHO	SV	IP	H	R	ER	HR	HB	BB	SO	WP	BK
22	FCL Mets (R)	1-0	0.00	2	0	0	0	0	2.2	1	2	0	0	0	2	3	0	0

GUZMAN, RANDY OUTFIELDER

HT: 6-4 WT: 215 B/T: R/R

BORN: 4/19/05 in Tenares, Dominican Republic**RESIDES:** La Vega, Dominican Republic**SIGNING SCOUT:** Kelvin Dominguez**ACQUIRED (SIGNED):** Signed as a non-drafted free agent in 2022 (9/22/22)

HALL, DYLAN RIGHT-HANDED PITCHER

HT: 6-5 WT: 210 B/T: R/R

BORN: 9/7/97 in Fredericksburg, VA

HIGH SCHOOL: Mountain View HS (VA)

RESIDES: Stafford, VA

COLLEGE: University of Central Oklahoma

SIGNING SCOUT: Taylor Terrasas

ACQUIRED: Signed as a non-drafted free agent in 2020 (6/15/20)

YR	CLUB	W-L	ERA	G	GS	CG	SHO	SV	IP	H	R	ER	HR	HB	BB	SO	WP	BK
21	FCL Mets (R)	0-0	0.00	2	0	0	0	0	2.2	2	0	0	0	0	4	4	1	0
	St. Lucie (A)	0-0	3.00	2	1	0	0	0	6.0	4	2	2	0	0	4	7	0	0
	Brooklyn (A+)	0-0	1.69	4	0	0	0	0	5.1	5	1	1	0	0	1	6	2	0
	Binghamton (AA)	0-2	13.50	2	2	0	0	0	7.1	14	12	11	2	1	4	8	1	0
22	St. Lucie (A)	1-1	1.52	18	0	0	0	2	23.2	21	5	4	0	0	10	21	0	0
	Brooklyn (A+)	0-2	4.84	16	0	0	0	4	22.1	20	14	12	2	2	8	28	4	0
Minor League Totals		1-5	4.01	44	3	0	0	6	67.1	66	34	30	4	3	31	74	8	0

HAMEL, DOMINIC RIGHT-HANDED PITCHER

HT: 6-2 WT: 237 B/T: R/R

BORN: 3/2/99 in Chandler, AZ

HIGH SCHOOL: Hamilton HS (TX)

RESIDES: West Palm Beach, FL

COLLEGE: Dallas Baptist University

SIGNING SCOUT: Gary Brown

ACQUIRED: Mets third-round pick in the 2021 First-Year Player Draft (7/28/21)

CAREER NOTES

2023...Selected to represent Puerto Rico in the 2023 World Baseball Classic...**2022...**Was named the organization's Minor League Pitcher of the Year...Named South Atlantic Pitcher of the Month for September with Brooklyn...Named an *MLB.com* Organizational All-Star...**College...**Named Collegiate Baseball's National Pitcher of the Week and Missouri Valley Conference Pitcher of the Week (2/17) after carrying a no-hitter into the eighth inning at No. 13 North Carolina (2/23) and earned the win by throwing 7.0 shutout innings.

YR	CLUB	W-L	ERA	G	GS	CG	SHO	SV	IP	H	R	ER	HR	HB	BB	SO	WP	BK
21	FCL Mets (R)	0-0	0.00	2	0	0	0	0	3.0	0	0	0	0	0	7	0	0	
22	St. Lucie (A)	5-2	3.84	14	13	0	0	0	63.1	48	29	27	5	6	29	71	10	2
	Brooklyn (A+)	5-1	2.59	11	11	0	0	0	55.2	35	17	16	0	2	25	74	4	0
Minor League Totals		10-3	3.17	27	26	0	0	0	122.0	83	46	43	5	8	54	152	14	2

HARDY, BRENDAN RIGHT-HANDED PITCHER

HT: 6-4 WT: 170 B/T: R/R

BORN: 12/15/99 in Gulfport, MS

HIGH SCHOOL: Harrison Central (MS)

RESIDES: Gulfport, MS

SIGNING SCOUT: Jet Butler

ACQUIRED: Mets 31st-round pick in the 2018 First-Year Player Draft (6/24/18)

YR	CLUB	W-L	ERA	G	GS	CG	SHO	SV	IP	H	R	ER	HR	HB	BB	SO	WP	BK
18	GCL Mets (R)	1-1	3.31	9	0	0	0	0	16.1	11	9	6	1	1	14	19	2	0
19	Kingsport (R)	2-1	6.83	16	0	0	0	0	27.2	19	24	21	3	3	25	29	8	0
21	GCL Mets (R)	3-1	10.80	13	1	0	0	1	11.2	11	15	14	0	4	17	14	3	0
	FCL Mets (R)	0-0	13.83	11	0	0	0	0	13.2	13	21	21	2	2	21	17	7	0
22	St. Lucie (A)	0-0	1.08	6	0	0	0	1	8.1	3	1	1	0	1	4	17	1	0
	Brooklyn (A+)	1-0	3.48	17	0	0	0	0	20.2	12	8	8	0	3	17	29	7	0
Minor League Totals		7-3	6.50	72	1	0	0	2	98.1	69	78	71	6	14	98	125	28	0

HARTWIG, GRANT RIGHT-HANDED PITCHER

MAJOR LEAGUE INVITE

HEJKA, JOSH RIGHT-HANDED PITCHER

HT: 6-1 WT: 175 B/T: R/R

BORN: 3/20/97 in Dearborn, MI

HIGH SCHOOL: Divine Child High (MI)

RESIDES: Dearborn, MI

COLLEGE: Johns Hopkins University

SIGNING SCOUT: Bryan Hayes

ACQUIRED (SIGNED): Signed as a non-drafted free agent in 2019 (6/27/19)

YR	CLUB	W-L	ERA	G	GS	CG	SHO	SV	IP	H	R	ER	HR	HB	BB	SO	WP	BK
19	Kingsport (R)	0-0	0.00	11	0	0	0	3	8.1	4	0	0	0	0	2	10	0	0
	Brooklyn (A)	2-0	2.25	11	0	0	0	1	12.0	13	5	3	0	2	3	14	1	0
21	Brooklyn (A+)	2-1	3.28	24	0	0	0	1	49.1	58	30	18	1	5	11	40	1	0
	Binghamton (AA)	0-0	3.72	6	0	0	0	0	9.2	5	4	4	0	4	1	6	0	0
	Syracuse (AAA)	0-0	10.13	3	0	0	0	0	2.2	7	3	3	1	0	1	1	0	0
22	Brooklyn (A+)	1-0	0.00	6	0	0	0	1	7.2	5	0	0	0	0	2	10	0	0
	Binghamton (AA)	4-2	4.99	25	0	0	0	1	39.2	49	28	22	4	3	18	38	3	1
	Syracuse (AAA)	0-1	8.53	2	2	0	0	0	6.1	7	6	6	2	2	2	7	1	0
Minor League Totals		9-4	3.71	88	2	0	0	7	135.2	148	76	56	8	16	40	126	6	1

HENRIQUEZ, YONATAN INFILDER

HT: 6-0 WT: 185 B/T: S/R

BORN: 10/12/04 in Puerto Plata, Dominican Republic

RESIDES: Puerto Plata, Dominican Republic

SIGNING SCOUT: Rosario Chiovaro

ACQUIRED (SIGNED): Signed as a non-drafted free agent in 2022 (1/15/22)

YR	CLUB	AVG	G	AB	R	H	2B	3B	HR	RBI	SH	SF	HB	BB	SO	SB	CS	SLG	OBP	E
22	DSL Mets 1 (R)	.247	31	93	16	23	3	0	2	14	0	2	5	18	27	5	6	.344	.390	4

HERNÁNDEZ, ADRIÁN OUTFILDER

HT: 5-9 WT: 210 B/T: R/R

BORN: 2/8/01 in Santo Domingo, Dominican Republic

RESIDES: Santo Domingo, Dominican Republic

SIGNING SCOUT: Fernando Encarnación

ACQUIRED (SIGNED): Signed as a non-drafted free agent in 2017 (7/2/17)

YR	CLUB	AVG	G	AB	R	H	2B	3B	HR	RBI	SH	SF	HB	BB	SO	SB	CS	SLG	OBP	E
18	DSL Mets 1 (R)	.261	63	249	50	65	12	2	5	34	0	1	18	17	52	9	5	.386	.351	0
19	GCL Mets (R)	.286	4	14	3	4	2	0	1	1	0	0	1	1	4	2	1	.643	.375	1
21	Brooklyn (A+)	.133	30	98	3	13	0	0	1	3	0	0	4	42	0	2	.163	.167	2	
22	FCL Mets (R)	.100	3	10	1	1	0	0	0	3	0	0	0	4	4	0	0	.100	.357	0
Minor League Totals		.224	100	371	57	83	14	2	7	41	0	1	19	26	102	11	8	.329	.307	3

HERNÁNDEZ, JOSÉ CATCHER

HT: 5-11 WT: 190 B/T: R/R

BORN: 5/13/02 in Santo Domingo, Dominican Republic

RESIDES: Santo Domingo, Dominican Republic

SIGNING SCOUT: Fernando Encarnación

ACQUIRED (SIGNED): Signed as a non-drafted free agent in 2019 (2/21/19)

YR	CLUB	AVG	G	AB	R	H	2B	3B	HR	RBI	SH	SF	HB	BB	SO	SB	CS	SLG	OBP	E
19	DSL Mets 1 (R)	.500	3	12	3	6	1	0	0	1	0	0	0	0	3	0	0	.583	.500	2
	DSL Mets 2 (R)	.262	39	126	29	33	3	0	1	7	0	0	5	28	41	9	3	.310	.415	6
21	DID NOT PLAY - INJURED																			
22	FCL Mets (R)	.081	13	37	1	3	1	0	0	0	0	0	3	5	18	1	0	.108	.244	7
Minor League Totals		.240	55	175	33	42	5	0	1	8	0	0	8	33	62	10	3	.286	.384	15

HUNTER, TOMMY RIGHT-HANDED PITCHER

MAJOR LEAGUE INVITE

JOHNSTONE, ELLIOT RIGHT-HANDED PITCHER

HT: 6-2 WT: 203 B/T: R/R

BORN: 9/24/1998 in Auckland, New Zealand**RESIDES:** Auckland, New Zealand**SIGNING SCOUT:** Conor Brooks**ACQUIRED (SIGNED):** Signed as a minor league free agent in 2021 (6/2/21)

YR	CLUB	W-L	ERA	G	GS	CG	SHO	SV	IP	H	R	ER	HR	HB	BB	SO	WP	BK
18-19	Auckland (AUBL)	0-3	14.06	7	4	0	0	0	16.0	28	31	25	6	2	17	8	4	2
19-20	Auckland (AUBL)	4-1	1.09	12	0	0	0	1	24.2	14	6	3	0	1	10	28	4	0
Australian League Totals		4-4	6.20	19	4	0	0	1	40.2	42	37	28	6	3	27	36	8	2

JORDAN, ROWDEY OUTFIELDER

HT: 5-10 WT: 190 B/T: S/R

BORN: 1/27/1999 in Auburn, AL**RESIDES:** Auburn, AL**SIGNING SCOUT:** Jet Butler**ACQUIRED (SIGNED):** Mets 11th-round pick in the 2021 First-Year Player Draft (7/20/21)**CAREER NOTES**

College...Selected MVP of the NCAA Starkville Regional his sophomore season...Named to the Spring SEC Academic Honor Roll...Earned Freshman All-America honors from *D1Baseball.com*...Named to the NCAA Tallahassee Regional All-Tournament Team (6/1-4).

YR	CLUB	AVG	G	AB	R	H	2B	3B	HR	RBI	SH	SF	HB	BB	SO	SB	CS	SLG	OBP	E
21	St. Lucie (A)	.229	30	109	15	25	4	0	1	13	1	2	0	18	28	2	3	.294	.333	1
22	Brooklyn (A+)	.262	67	244	33	64	17	3	2	27	0	0	1	40	59	12	4	.381	.368	1
	Binghamton (AA)	.208	29	106	11	22	4	1	2	6	1	1	2	12	33	2	2	.321	.298	0
Minor League Totals		.242	126	459	59	111	25	4	5	46	2	3	3	70	120	16	9	.346	.344	2

JUAN, SIMON OUTFIELDER

HT: 6-2 WT: 195 B/T: R/R

BORN: 7/13/05 in Santiago, Dominican Republic**RESIDES:** Loma de Cabrera, Dominican Republic**SIGNING SCOUT:** Kelvin Dominguez**ACQUIRED (SIGNED):** Signed as a non-drafted free agent in 2022 (1/15/22)

YR	CLUB	AVG	G	AB	R	H	2B	3B	HR	RBI	SH	SF	HB	BB	SO	SB	CS	SLG	OBP	E
22	DSL Mets 1 (R)	.219	53	201	32	44	9	3	2	23	0	1	7	20	54	16	1	.323	.310	3

JUAREZ, DANIEL LEFT-HANDED PITCHER

HT: 5-11 WT: 190 B/T: L/L

BORN: 9/28/00 in Guigue, Dominican Republic**RESIDES:** Guigue, Dominican Republic**SIGNING SCOUT:** Andres Nunez**ACQUIRED (SIGNED):** Signed as a non-drafted free agent in 2019 (1/30/19)**CAREER NOTES**

2021...Named Florida Complex League Pitcher of the Week with FCL Mets.

YR	CLUB	W-L	ERA	G	GS	CG	SHO	SV	IP	H	R	ER	HR	HB	BB	SO	WP	BK
19	DSL Mets 2 (R)	0-1	3.74	16	1	0	0	1	33.2	31	16	14	3	0	17	53	4	0
21	FCL Mets (R)	2-1	2.76	16	1	0	0	1	29.1	11	11	9	2	2	18	44	0	0
	St. Lucie (A)	1-0	0.00	1	0	0	0	0	2.1	0	0	0	0	0	1	2	0	0
22	St. Lucie (A)	3-1	1.85	26	0	0	0	4	39.0	21	10	8	2	3	21	56	4	2
	Brooklyn (A+)	1-0	0.00	5	0	0	0	0	4.1	4	1	0	0	0	3	3	2	0
Minor League Totals		7-3	2.57	64	2	0	0	6	108.2	67	38	31	7	5	60	158	10	2

KENDALL, KEVIN INFIELDER

HT: 5-10 WT: 175 B/T: L/R

BORN: 6/25/1999 in Long Beach, CA**RESIDES:** La Mirada, CA**SIGNING SCOUT:** Rusty McNamara**ACQUIRED (SIGNED):** Mets seventh-round pick in the 2021 First-Year Player Draft (7/21/21)**CAREER NOTES**

College...Pac-12 leader in hits per game (1.6) in 2021...Named Pac-12 All-Conference Team honorable mention...Named to the UCLA Director's Honor Roll for fall and winter quarters his senior year.

YR	CLUB	AVG	G	AB	R	H	2B	3B	HR	RBI	SH	SF	HB	BB	SO	SB	CS	SLG	OBP	E
21	St. Lucie (A)	.327	31	113	22	37	7	2	1	11	0	1	4	15	24	8	2	.451	.421	4
22	St. Lucie (A)	.111	3	9	0	1	0	0	0	0	0	0	0	5	0	0	.111	.111	1	
Minor League Totals		.311	34	122	22	38	7	2	1	11	0	1	4	15	29	8	2	.426	.401	5

KRAUZA, MICHAEL RIGHT-HANDED PITCHER

HT: 6-1 WT: 200 B/T: R/R

BORN: 8/7/97 in Murrysville, PA

HIGH SCHOOL: Franklin Regional (PA)

RESIDES: Murrysville, PA

COLLEGE: St. Bonaventure University (NY)

SIGNING SCOUT: Jaymie Bane

ACQUIRED (SIGNED): Signed as a minor league free agent in 2022 (6/24/22)

YR	CLUB	W-L	ERA	G	GS	CG	SHO	SV	IP	H	R	ER	HR	HB	BB	SO	WP	BK
21	Houston (Ind)	0-0	13.50	3	0	0	0	0	3.1	3	5	5	0	0	4	2	1	1
	Cleburne (Ind)	3-2	3.18	37	0	0	0	1	45.1	40	18	16	4	2	14	49	7	0
22	St. Lucie (A)	1-2	6.75	9	0	0	0	0	9.1	10	7	7	4	1	5	15	0	0
	Brooklyn (A+)	0-0	0.00	1	0	0	0	0	1.0	0	0	0	0	0	0	0	0	0
	Binghamton (AA)	2-0	2.70	6	0	0	0	0	6.2	8	3	2	0	0	4	6	1	0
	Cleburne (Ind)	0-1	2.00	15	0	0	0	1	18.0	12	6	4	0	1	3	23	3	0
Minor League Totals		3-2	4.76	16	0	0	0	0	17.0	18	10	9	4	1	9	21	1	0
Independent Totals		3-3	3.38	55	0	0	0	2	66.2	55	29	25	4	3	21	74	11	1

KUBICHEK, KOLBY RIGHT-HANDED PITCHER

HT: 5-11 WT: 173 B/T: R/R

BORN: 11/28/1999 in Bryan, TX

HIGH SCHOOL: Bryan HS (TX)

RESIDES: Bryan, TX

COLLEGE: University of Texas

SIGNING SCOUT: Harry Shelton

ACQUIRED (SIGNED): Mets 18th-round pick in the 2021 First-Year Player Draft (6/24/21)

YR	CLUB	W-L	ERA	G	GS	CG	SHO	SV	IP	H	R	ER	HR	HB	BB	SO	WP	BK
21	FCL Mets (R)	0-0	0.00	1	1	0	0	0	1.0	1	0	0	0	0	0	2	1	0
	St. Lucie (A)	0-3	8.15	6	2	0	0	0	17.2	22	20	16	2	3	11	10	2	0
22	FCL Mets (R)	2-0	1.15	9	0	0	0	3	15.2	12	4	2	0	2	6	17	3	0
	St. Lucie (A)	1-0	2.93	6	0	0	0	0	15.1	12	5	5	1	0	8	17	1	0
Minor League Totals		3-3	4.17	22	3	0	0	3	49.2	47	29	23	3	5	25	46	7	0

LANCELLOTTI, JOEY RIGHT-HANDED PITCHER

HT: 5-11 WT: 205 B/T: R/R

BORN: 1/15/98 in Philadelphia, PA

HIGH SCHOOL: William Penn Charter (PA)

RESIDES: Bensalem, PA

COLLEGE: University of North Carolina

SIGNING SCOUT: Jaymie Bane

ACQUIRED (SIGNED): Signed as a minor league free agent in 2022 (7/20/22)

CAREER NOTES

High School...Ranked No. 2 pitcher in Pennsylvania and No. 28 pitcher nationally...Most Valuable Pitcher at 2016 WWBA...Won the WWBA national championship with the East Cobb Astros...Southeastern Pennsylvania Player of the year in 2015 and 2017...2017 Rawlings-Perfect Game second-team All-America and All-Atlantic Regions first team...
Personal...Member of Athletes Helping Athletes in High School.

YR	CLUB	W-L	ERA	G	GS	CG	SHO	SV	IP	H	R	ER	HR	HB	BB	SO	WP	BK
22	FCL Mets (R)	0-0	4.76	6	0	0	0	1	5.2	5	3	3	1	0	3	8	0	0

LANTIGUA, ANDRIEL CATCHER

HT: 6-1 WT: 190 B/T: R/R

BORN: 11/29/03 in Cotuí, Dominican Republic

RESIDES: Cotuí, Dominican Republic

SIGNING SCOUT: Oliver Dominguez

ACQUIRED (SIGNED): Signed as a minor league free agent in 2021 (9/30/21)

YR	CLUB	AVG	G	AB	R	H	2B	3B	HR	RBI	SH	SF	HB	BB	SO	SB	CS	SLG	OBP	E
22	FCL Mets (R)	.125	22	56	7	7	2	0	0	3	0	0	4	7	25	0	0	.161	.269	4
	St. Lucie (A)	.000	1	3	0	0	0	0	0	0	0	0	0	2	0	0	0	.000	.000	0
Minor League Totals		.119	23	59	7	7	2	0	0	3	0	0	4	7	27	0	0	.153	.257	4

LARA, WILFREDO INFIELDER

HT: 5-10 WT: 180 B/T: R/R

BORN: 4/28/2004 in Bani, Dominican Republic

RESIDES: Bani, Dominican Republic

SIGNING SCOUT: Wilson Peralta

ACQUIRED (SIGNED): Signed as a non-drafted free agent in 2021 (6/14/21)

YR	CLUB	AVG	G	AB	R	H	2B	3B	HR	RBI	SH	SF	HB	BB	SO	SB	CS	SLG	OBP	E
21	DSL Mets 2 (R)	.208	31	96	14	20	6	1	2	13	0	0	4	10	26	3	2	.354	.309	7
22	FCL Mets (R)	.235	42	136	19	32	7	3	1	13	0	0	4	17	34	8	3	.353	.338	5
Minor League Totals		.224	73	232	33	52	13	4	3	26	0	0	8	27	60	11	5	.353	.326	12

LAVENDER, NATHAN LEFT-HANDED PITCHER

HT: 6-2 WT: 210 B/T: L/L

BORN: 1/20/2000 in Hudson, IL

HIGH SCHOOL: El Paso-Gridley HS (IL)

RESIDES: Hudson, IL

COLLEGE: University of Illinois

SIGNING SCOUT: Chris Heidt

ACQUIRED (SIGNED): Mets 14th-round pick in the 2021 First-Year Player Draft (7/22/21)

CAREER NOTES

College...Named an Academic All-Big Ten in his Sophomore year in 2021

YR	CLUB	W-L	ERA	G	GS	CG	SHO	SV	IP	H	R	ER	HR	HB	BB	SO	WP	BK
21	FCL Mets (R)	0-0	1.35	4	0	0	0	3	6.2	3	1	1	0	0	2	12	0	1
22	St. Lucie (A)	4-1	0.48	10	0	0	0	1	18.2	11	1	1	0	2	11	30	1	0
	Brooklyn (A+)	2-2	2.48	16	0	0	0	2	29.0	21	9	8	1	1	15	37	4	0
Minor League Totals		6-3	1.66	30	0	0	0	6	54.1	35	11	10	1	3	28	79	5	1

LEAL, GREGORY CATCHER

HT: 6-0 WT: 200 B/T: R/R

BORN: 2/14/03 in Maracaibo, Venezuela

RESIDES: Maracaibo, Venezuela

SIGNING SCOUT: Robert Espejo

ACQUIRED (SIGNED): Signed as a non-drafted free agent in 2019 (7/2/19)

YR	CLUB	AVG	G	AB	R	H	2B	3B	HR	RBI	SH	SF	HB	BB	SO	SB	CS	SLG	OBP	E
21	DSL Mets 2 (R)	.082	28	49	6	4	1	0	1	4	0	2	3	10	18	0	0	.163	.266	7
22	FCL Mets (R)	.083	5	12	2	1	1	0	0	3	0	1	0	1	7	0	0	.167	.143	0
	St. Lucie (A)	.182	7	22	2	4	1	0	0	0	0	0	0	1	12	0	0	.227	.217	2
	Binghamton (AA)	.000	1	3	0	0	0	0	0	0	0	0	0	2	0	0	0	.000	.000	1
Minor League Totals		.105	41	86	10	9	3	0	1	7	0	3	3	12	39	0	0	.174	.231	10

LEE, KHALIL OUTFIELDER

HT: 5-11 WT: 220 B/T: L/L

BORN: 6/26/98 in Newark, DE

RESIDES: Centerville, VA

SIGNING SCOUT: Jim Farr (Kansas City)

ACQUIRED (SIGNED): Acquired from Kansas City in a three-team trade with Boston on February 10, 2021

YEAR	TEAM	AVG	G	AB	R	H	2B	3B	HR	RBI	SH	SF	HBP	BB	SO	SB	CS	SLG	OBP	E
2016	Surprise (R)	.269	49	182	43	49	9	6	6	29	0	1	6	33	57	8	4	.484	.396	4
2017	Lexington (A)	.237	121	451	71	107	24	6	17	61	3	3	10	65	171	20	18	.430	.344	7
2018	Wilmington (A)	.270	71	244	42	66	13	4	4	41	0	2	7	48	75	14	3	.406	.402	5
	NW Arkansas (AA)	.245	29	102	15	25	5	0	2	10	3	0	2	11	28	2	2	.353	.330	2
2019	NW Arkansas (AA)	.264	129	470	74	124	21	3	8	51	0	2	9	65	154	53	12	.372	.363	5
2021	Syracuse (AAA)	.274	102	292	67	80	20	2	14	37	0	1	24	71	115	8	10	.500	.451	4
	METS	.056	11	18	2	1	1	0	0	1	0	0	0	0	13	0	0	.111	.056	0
2022	St. Lucie (A)	.241	8	29	5	7	3	1	0	2	0	0	3	3	11	1	3	.414	.371	0
	Syracuse (AAA)	.211	100	355	48	75	25	0	10	37	0	1	14	47	139	14	3	.366	.326	8
	METS	.500	2	2	1	0	0	1	3	0	0	0	0	0	0	0	0	2.000	.500	0
Minor League Totals		.251	609	2125	365	533	120	22	61	268	6	10	75	343	750	120	55	.414	.373	28
Major League Totals		.100	13	20	3	2	1	0	1	4	0	0	0	0	13	0	0	.300	.100	0

LOCASTRO, TIM OUTFIELDER

MAJOR LEAGUE INVITE

LOPER, JIMMY RIGHT-HANDED PITCHER

HT: 6-4 WT: 215 B/T: R/R

BORN: 11/8/99 in Honolulu, HI

RESIDES: Chesapeake, VA

COLLEGE: Duke University (NC)

SIGNING SCOUT: Daniel Coles

ACQUIRED (SIGNED): Mets 16th-round pick in the 2022 First-Year Player Draft (8/1/22)

LÓPEZ, WILSON RIGHT-HANDED PITCHER

HT: 6-1 WT: 216 B/T: R/R

BORN: 7/15/02 in Barranquilla, Colombia

RESIDES: Barranquilla, Colombia

SIGNING SCOUT: Wilson Peralta

ACQUIRED (SIGNED): Signed as a non-drafted free agent in 2022 (5/31/22)

YR	CLUB	W-L	ERA	G	GS	CG	SHO	SV	IP	H	R	ER	HR	HB	BB	SO	WP	BK
22	DSL Mets 1 (R)	3-1	4.85	16	5	0	0	1	29.2	19	17	16	1	3	22	41	9	0

LORA, YEUDI RIGHT-HANDED PITCHER

HT: 6-2 WT: 175 B/T: R/R

BORN: 8/25/2003 in San Pedro de Macoris, Dominican Republic

RESIDES: San Pedro De Macoris, Dominican Republic

SIGNING SCOUT: Felix Romero

ACQUIRED (SIGNED): Signed as a non-drafted free agent in 2021 (6/7/21)

YR	CLUB	W-L	ERA	G	GS	CG	SHO	SV	IP	H	R	ER	HR	HB	BB	SO	WP	BK
21	DSL Mets 1 (R)	2-0	5.87	4	0	0	0	0	7.2	4	6	5	1	2	6	9	0	1
	DSL Mets 2 (R)	0-3	10.13	11	0	0	0	0	10.2	17	13	12	0	1	11	8	6	0
22	DID NOT PITCH - INJURED																	
Minor League Totals		2-3	8.35	15	0	0	0	0	18.1	21	19	17	1	3	17	17	6	1

LOUIS, GREGORI LEFT-HANDED PITCHER

HT: 6-3 WT: 161 B/T: L/L

BORN: 10/28/02 in San Pedro de Macoris, Dominican Republic

RESIDES: San Pedro de Macoris, Dominican Republic

SIGNING SCOUT: Felix Romero

ACQUIRED (SIGNED): Signed as a non-drafted free agent in 2022 (6/29/22)

YR	CLUB	W-L	ERA	G	GS	CG	SHO	SV	IP	H	R	ER	HR	HB	BB	SO	WP	BK
22	DSL Mets 1 (R)	1-0	3.46	11	0	0	0	0	13.0	11	5	5	2	0	6	23	2	0
	DSL Mets 2 (R)	0-0	3.86	2	0	0	0	1	2.1	3	1	1	0	1	2	1	0	0
Minor League Totals		1-0	3.52	13	0	0	0	1	15.1	14	6	6	2	1	7	25	3	0

LOYO, JUAN CATCHER

HT: 5-9 WT: 205 B/T: R/R

BORN: 3/16/99 in Araure, Venezuela

RESIDES: Araure, Venezuela

SIGNING SCOUT: Nestor Moreno

ACQUIRED (SIGNED): Signed as a non-drafted free agent in 2018 (6/2/18)

YR	CLUB	AVG	G	AB	R	H	2B	3B	HR	RBI	SH	SF	HB	BB	SO	SB	CS	SLG	OBP	E
18	DSL Mets 1 (R)	.292	48	144	19	42	4	0	1	14	2	2	16	22	22	7	4	.340	.435	5
19	DSL Mets 2 (R)	.261	5	23	3	6	3	0	0	2	0	0	1	0	6	0	1	.391	.292	1
	GCL Mets (R)	.210	30	81	10	17	3	1	1	8	1	0	5	10	20	0	0	.309	.333	5
21	FCL Mets (R)	.324	16	37	4	12	1	0	0	4	0	0	2	4	13	0	1	.351	.419	3
	St. Lucie (A)	.000	1	2	1	0	0	0	0	0	0	0	1	1	2	0	0	.000	.500	0
	Binghamton (AA)	.333	2	3	0	1	1	0	0	0	0	0	0	2	0	0	0	.667	.333	0
	Syracuse (AAA)	1.000	1	1	0	1	0	0	0	0	0	0	0	0	0	0	0	1.000	1.000	0
22	St. Lucie (A)	.200	10	30	6	6	0	0	0	2	0	0	1	3	11	0	0	.200	.294	2
	Brooklyn (A+)	.308	6	13	4	4	0	0	0	1	0	0	2	5	0	0	0	.308	.471	3
	Binghamton (AA)	.000	1	0	0	0	0	0	0	0	0	0	1	0	0	0	0	.000	1.000	0
	Syracuse (AAA)	.167	4	12	0	2	0	0	0	0	0	0	1	7	0	0	0	.167	.231	0
Minor League Totals		.263	124	346	47	91	12	1	2	31	3	2	29	43	88	7	6	.321	.388	19

LUGO, WILLIAM INFIELDER

HT: 6-3 WT: 230 B/T: R/R

BORN: 1/2/02 in Bani, Dominican Republic

RESIDES: Bani, Dominican Republic

SIGNING SCOUT: Gerardo Cabrera

ACQUIRED (SIGNED): Signed as a non-drafted free agent in 2018 (8/23/18)

YR	CLUB	AVG	G	AB	R	H	2B	3B	HR	RBI	SH	SF	HB	BB	SO	SB	CS	SLG	OBP	E
19	GCL Mets (R)	.158	43	146	14	23	6	0	1	14	1	3	5	21	46	1	4	.219	.280	18
21	FCL Mets (R)	.218	46	156	28	34	6	0	6	22	0	1	3	23	52	5	1	.372	.328	4
22	St. Lucie (A)	.261	84	314	47	82	18	2	10	45	0	1	5	37	90	0	0	.427	.347	12
	Brooklyn (A+)	.267	28	105	18	28	7	0	4	18	0	2	1	13	27	0	0	.448	.347	3
Minor League Totals		.232	201	721	107	167	37	2	21	99	1	7	14	94	215	6	5	.376	.329	37

MACHADO, FABIAN OUTFIELDER

HT: 6-2 WT: 180 B/T: R/R

BORN: 4/25/03 in Maracay, Venezuela

RESIDES: Maracay, Venezuela

SIGNING SCOUT: Andres Nunez

ACQUIRED (SIGNED): Signed as a non-drafted free agent in 2019 (7/2/19)

YR	CLUB	AVG	G	AB	R	H	2B	3B	HR	RBI	SH	SF	HB	BB	SO	SB	CS	SLG	OBP	E
21	DSL Mets 2 (R)	.280	38	107	16	30	10	0	1	15	0	2	4	15	25	3	2	.402	.383	2
22	DID NOT PLAY																			

MALM, BRAD INFIELDER

HT: 6-1 WT: 185 B/T: R/R

BORN: 8/19/99 in Stony Brook, NY

HIGH SCHOOL: Patchogue-Medford (NY)

RESIDES: Medford, NY

COLLEGE: SUNY Albany

SIGNING SCOUT: John Kosciak

ACQUIRED (SIGNED): Signed as a non-drafted free agent in 2022 (7/28/22)

CAREER NOTES

College...Named to America East All-Tournament, All-Conference First Team, and All-Academic...Was America East Player of the Week (4/4 & 5/17/21)...Named America East All-Conference Second Team in 2019...Was America East Rookie of the Week (3/13/18)

YR	CLUB	AVG	G	AB	R	H	2B	3B	HR	RBI	SH	SF	HB	BB	SO	SB	CS	SLG	OBP	E
22	FCL Mets (R)	.286	2	7	0	2	2	0	0	0	0	0	0	0	2	0	0	.571	.286	0
	St. Lucie (A)	.170	16	47	4	8	3	0	0	6	0	1	1	4	19	0	0	.234	.245	3
Minor League Totals		.185	18	54	4	10	5	0	0	6	0	1	1	4	21	0	0	.278	.250	3

MARCANO, JOSÉ CATCHER

HT: 6-0 WT: 160 B/T: R/R

BORN: 5/6/2004 in Tucupita, Venezuela

RESIDES: Tucupita, Venezuela

SIGNING SCOUT: Andres Nunez

ACQUIRED (SIGNED): Signed as a non-drafted free agent in 2021 (5/1/21)

YR	CLUB	AVG	G	AB	R	H	2B	3B	HR	RBI	SH	SF	HB	BB	SO	SB	CS	SLG	OBP	E
21	DSL Mets 1 (R)	.316	16	38	8	12	3	0	0	6	0	0	2	4	7	4	1	.395	.409	3
22	DSL Mets 1 (R)	.245	21	49	7	12	2	0	0	6	0	1	1	5	15	6	2	.286	.321	3
	DSL Mets 2 (R)	.500	1	4	2	2	0	0	1	3	0	0	0	1	1	0	0	1.250	.500	0
Minor League Totals		.286	38	91	17	26	5	0	1	15	0	1	3	9	23	11	3	.374	.365	6

MARTE, FREDERICK INFIELDER

HT: 6-1 WT: 160 B/T: S/R

BORN: 2/20/04 in La Vega, Dominican Republic

RESIDES: La Vega, Dominican Republic

SIGNING SCOUT: Kelvin Dominguez

ACQUIRED (SIGNED): Signed as a non-drafted free agent in 2021 (1/15/21)

YR	CLUB	AVG	G	AB	R	H	2B	3B	HR	RBI	SH	SF	HB	BB	SO	SB	CS	SLG	OBP	E
21	DSL Mets 2 (R)	.183	29	71	7	13	4	0	0	9	0	2	1	18	27	2	0	.239	.348	4
22	DSL Mets 1 (R)	.152	14	33	7	5	2	0	0	5	0	1	1	6	9	1	1	.212	.293	4
	DSL Mets 2 (R)	.200	25	75	13	15	3	0	0	3	0	0	2	14	14	7	2	.240	.341	11
Minor League Totals		.184	68	179	27	33	9	0	0	17	0	3	4	38	50	10	3	.235	.335	19

MARTINEZ, AARON RIGHT-HANDED PITCHER

HT: 6-1 WT: 185 B/T: R/R

BORN: 11/10/03 in Coro, Venezuela

RESIDES: Coro, Venezuela

SIGNING SCOUT: Andres Nunez

ACQUIRED (SIGNED): Signed as a non-drafted free agent in 2021 (1/15/21)

YR	CLUB	W-L	ERA	G	GS	CG	SHO	SV	IP	H	R	ER	HR	HB	BB	SO	WP	BK	
21	DSL Mets 1 (R)	0-1	2.84	4	4	0	0	0	12.2	10	6	4	0	0	7	10	2	0	
	DSL Mets 2 (R)	0-0	1.59	4	4	0	0	0	5.2	5	1	1	0	1	5	1	3	0	
22	DID NOT PITCH																		
Minor League Totals		0-1	2.45	8	8	0	0	0	18.1	15	7	5	0	1	12	11	5	0	

MARTINEZ, YERAL OUTFIELDER

HT: 6-3 WT: 242 B/T: L/R

BORN: 10/30/02 in San Pedro de Macoris, Dominican Republic

RESIDES: San Pedro de Macoris, Dominican Republic

SIGNING SCOUT: Wilson Peralta

ACQUIRED (SIGNED): Signed as a non-drafted free agent in 2019 (7/2/19)

YR	CLUB	AVG	G	AB	R	H	2B	3B	HR	RBI	SH	SF	HB	BB	SO	SB	CS	SLG	OBP	E
21	FCL Mets (R)	.116	33	95	11	22	5	0	2	9	0	1	0	17	58	1	0	.232	.248	3
22	FCL Mets (R)	.230	27	87	15	20	2	0	5	13	0	3	2	7	37	0	0	.425	.293	2
Minor League Totals		.170	60	182	26	31	7	0	7	22	0	4	2	24	95	1	0	.324	.269	5

MATA, YOHENNY INFIELDER

HT: 6-2 WT: 175 B/T: S/R

BORN: 6/3/04 in Valencia, Venezuela

RESIDES: Valencia, Venezuela

SIGNING SCOUT: Andres Nunez

ACQUIRED (SIGNED): Signed as a non-drafted free agent in 2021 (1/15/21)

YR	CLUB	AVG	G	AB	R	H	2B	3B	HR	RBI	SH	SF	HB	BB	SO	SB	CS	SLG	OBP	E
21	DSL Mets 1 (R)	.211	22	57	5	12	2	0	0	0	0	0	0	2	13	3	0	.246	.237	7
22	DSL Mets 1 (R)	.239	40	109	13	26	6	0	0	13	0	1	4	9	12	2	2	.294	.317	6
Minor League Totals		.229	62	166	18	38	8	0	0	13	0	1	4	11	25	5	2	.277	.291	13

McFARLAND, T.J. RIGHT-HANDED PITCHER

MAJOR LEAGUE INVITE

McILWAIN, BRANDON OUTFIELDER

HT: 6-1 WT: 205 B/T: R/R

BORN: 5/31/98 in Newton, PA

HIGH SCHOOL: Council Rock North HS (PA)

RESIDES: Mount Pleasant, SC

COLLEGE: University of California Berkley

SIGNING SCOUT: Tyler Holmes

ACQUIRED (SIGNED): Signed as a non-drafted free agent in 2020 (6/18/20)

YR	CLUB	AVG	G	AB	R	H	2B	3B	HR	RBI	SH	SF	HB	BB	SO	SB	CS	SLG	OBP	E
21	St. Lucie (A)	.255	74	239	36	61	11	1	7	40	0	5	7	36	89	8	3	.397	.362	2
22	Brooklyn (A+)	.298	48	161	17	48	7	6	3	16	0	0	10	14	45	12	5	.472	.389	4
	Binghamton (AA)	.219	50	192	27	42	8	0	4	17	0	1	5	20	64	3	2	.323	.307	2
Minor League Totals		.255	172	592	80	151	26	7	14	73	0	6	22	70	198	23	10	.394	.352	8

McINTOSH, BLAINE OUTFIELDER

HT: 6-4 WT: 180 B/T: L/L

BORN: 6/9/01 in Clarksville, TN

HIGH SCHOOL: Sycamore HS (TN)

RESIDES: Pleasant View, TN

SIGNING SCOUT: Jarrett England

ACQUIRED (SIGNED): Mets 13th-round pick in the 2019 First-Year Player Draft (7/5/19)

YR	CLUB	AVG	G	AB	R	H	2B	3B	HR	RBI	SH	SF	HB	BB	SO	SB	CS	SLG	OBP	E
19	GCL Mets (R)	.228	24	92	13	21	0	0	0	4	0	0	0	11	22	5	3	.228	.311	0
21	FCL Mets (R)	.121	17	33	5	4	1	1	0	4	0	0	0	9	19	1	0	.212	.310	0
22	FCL Mets (R)	.231	33	104	17	24	5	1	3	14	0	0	5	21	26	7	5	.385	.385	1
	St. Lucie (A)	.300	9	30	1	9	1	0	0	3	1	0	2	5	15	1	2	.333	.432	0
Minor League Totals		.224	83	259	36	58	7	2	3	25	1	0	7	46	82	14	10	.301	.356	1

McLOUGHLIN, TREY RIGHT-HANDED PITCHER

HT: 6-2 WT: 210 B/T: R/R

BORN: 6/11/1999 in Bridgeport, CT

HIGH SCHOOL: Shelton HS (CT)

RESIDES: Shelton, CT

COLLEGE: Fairfield University

SIGNING SCOUT: John Kosciak

ACQUIRED (SIGNED): Mets 16th-round pick in the 2021 First-Year Player Draft (7/18/21)

CAREER NOTES

College...Named Collegiate Baseball National Player of the Week (5/27/19), MAAC All-Tournament Team and MAAC Pitcher of the Week (3/12/19)...Had the best performance in Fairfield Postseason history as he fired a three-hit shutout innings against top-seeded Canisius in an elimination game where he walked one and struck out a career-high 14 batters (5/25).

YR	CLUB	W-L	ERA	G	GS	CG	SHO	SV	IP	H	R	ER	HR	HB	BB	SO	WP	BK
21	FCL Mets (R)	0-0	0.00	1	0	0	0	0	1.0	0	0	0	0	0	0	1	0	0
	St. Lucie (A)	0-2	6.41	6	1	0	0	0	19.2	20	14	14	7	0	7	18	1	0
22	St. Lucie (A)	4-2	3.26	22	1	0	0	4	38.2	32	15	14	6	0	8	46	2	0
	Brooklyn (A+)	1-0	5.11	4	0	0	0	1	12.1	11	7	7	3	0	5	14	2	0
Minor League Totals		5-4	4.40	33	2	0	0	5	71.2	63	36	35	16	0	20	79	5	0

MEJIA, GERALD OUTFIELDER

HT: 6-0 WT: 156 B/T: S/R

BORN: 6/4/03 in San Pedro De Macoris, Dominican Republic

RESIDES: San Pedro De Macoris, Dominican Republic

SIGNING SCOUT: Wilson Peralta

ACQUIRED (SIGNED): Signed as a non-drafted free agent in 2020 (2/13/20)

YR	CLUB	AVG	G	AB	R	H	2B	3B	HR	RBI	SH	SF	HB	BB	SO	SB	CS	SLG	OBP	E
21	DSL Mets 2 (R)	.238	33	101	15	24	2	2	3	15	0	2	0	12	45	6	2	.386	.313	1
22	DSL Mets 2 (R)	.214	11	28	8	6	1	1	1	5	0	0	1	9	14	6	0	.429	.421	0
Minor League Totals		.233	44	129	23	30	3	3	4	20	0	2	1	21	59	12	2	.395	.340	1

MEJIA, HUMBERTO RIGHT-HANDED PITCHER

HT: 6-4 WT: 245 B/T: R/R

BORN: 3/3/97 in Panama City, Panama

RESIDES: Panama City, Panama

SIGNING SCOUT: Luis Cordoba and Albert Gonzalez (Marlins)

ACQUIRED (SIGNED): Signed as a minor-league free agent in 2023 (1/12/23).

YEAR	TEAM	W-L	ERA	G	GS	CG	SHO	SV	IP	H	R	ER	HR	HB	BB	SO	WP	BK
15	DSL Marlins (R)	3-3	1.69	13	13	0	0	0	74.2	58	20	14	1	2	14	71	10	0
16	GCL Marlins (R)	3-3	2.45	10	2	0	0	0	40.1	38	15	11	1	2	8	34	5	0
	Batavia (A)	1-2	4.82	3	2	0	0	0	9.1	10	6	5	1	2	2	15	1	0
18	Batavia (A)	1-6	3.30	15	12	0	0	0	62.2	55	27	23	8	1	14	59	4	0
19	Clinton (A)	5-1	2.03	13	10	1	0	1	66.2	42	17	15	4	1	19	68	5	0
	Jupiter (A+)	0-1	2.28	5	4	0	0	0	23.2	15	6	6	2	0	5	21	2	0
20	MIAMI (NL)	0-2	5.40	3	3	0	0	0	10.0	13	8	6	3	1	6	11	0	0
21	Amarillo (AA)	0-4	4.22	6	6	0	0	0	32.0	27	20	15	7	1	10	37	1	1
	Reno (AAA)	7-5	5.53	15	15	0	0	0	71.2	83	46	44	10	5	27	63	1	0
	ARIZONA (NL)	0-3	7.25	5	5	0	0	0	22.1	32	19	18	5	0	9	20	0	0
22	Reno (AAA)	1-1	9.60	9	0	0	0	0	15.0	25	16	16	4	0	4	6	0	0
Minor League Totals		21-26	3.39	89	64	1	0	1	396.0	353	173	149	38	14	103	374	29	1
Major League Totals		0-5	6.68	8	8	0	0	0	32.1	45	27	24	8	1	15	31	0	0

MEJIAS, MIGUEL RIGHT-HANDED PITCHER

HT: 6-1 WT: 150 B/T: R/R

BORN: 11/2/04 in Higuero, Venezuela

RESIDES: Higuero, Venezuela

SIGNING SCOUT: Wilson Peralta

ACQUIRED (SIGNED): Signed as a non-drafted free agent in 2022 (10/15/22)

MELENDEZ, JOSÉ CATCHER

HT: 6-0 WT: 156 B/T: R/R

BORN: 10/3/03 in Barquisimeto, Venezuela

RESIDES: Barquisimeto, Venezuela

SIGNING SCOUT: Robert Espejo

ACQUIRED (SIGNED): Signed as a non-drafted free agent in 2021 (1/15/21)

YR	CLUB	AVG	G	AB	R	H	2B	3B	HR	RBI	SH	SF	HB	BB	SO	SB	CS	SLG	OBP	E
21	DSL Mets 1 (R)	.233	36	90	6	21	3	0	0	8	0	1	2	9	24	1	3	.267	.314	1
22	DSL Mets 2 (R)	.215	38	107	9	23	5	0	1	15	0	2	5	5	19	3	1	.290	.277	5
Minor League Totals		.223	74	197	15	44	8	0	1	23	0	3	7	14	43	4	4	.279	.294	6

MENA, JOSÉ CATCHER

HT: 5-9 WT: 247 B/T: R/R

BORN: 12/22/96 in Cotuí, Dominican Republic**RESIDES:** Cotuí, Dominican Republic**SIGNING SCOUT:** Daurys Nin**ACQUIRED (SIGNED):** Signed as a non-drafted free agent in 2016 (6/22/16)

YR	CLUB	AVG	G	AB	R	H	2B	3B	HR	RBI	SH	SF	HB	BB	SO	SB	CS	SLG	OBP	E
16	DSL Mets2 (R)	.182	11	33	1	6	1	0	0	5	0	2	1	2	8	0	0	.212	.237	0
	DSL Mets1 (R)	.225	14	40	5	9	0	0	0	3	0	1	1	1	5	0	1	.225	.256	1
17	DSL Mets1 (R)	.213	33	94	13	20	2	1	1	8	0	0	4	14	11	5	5	.287	.339	5
	DSL Mets2 (R)	.000	1	1	0	0	0	0	0	0	0	0	2	0	1	0	0	.000	.667	0
18	GCL Mets (R)	.295	23	78	8	23	4	0	0	2	0	0	1	6	14	1	0	.346	.353	3
	Columbia (A)	.000	2	6	0	0	0	0	0	0	0	0	0	3	0	0	0	.000	.000	0
19	Brooklyn (A)	.299	31	97	14	29	5	1	2	13	0	0	3	5	24	0	0	.433	.352	1
21	Brooklyn (A+)	.167	28	84	6	14	3	0	1	6	0	0	0	5	23	0	0	.238	.213	4
	Binghamton (AA)	.273	3	11	1	3	1	0	0	2	0	0	0	2	5	0	0	.364	.385	0
22	Brooklyn (A+)	.239	83	306	31	73	12	0	8	35	0	0	4	11	67	0	0	.356	.274	4
Minor League Totals		.236	229	750	79	177	28	2	12	72	0	3	16	46	161	6	6	.327	.293	18

MERCADO, ESTARLING OUTFIELDER

HT: 6-2 WT: 195 B/T: L/R

BORN: 3/6/03 in San Ignacio de Sabaneta, Dominican Republic**RESIDES:** San Ignacio de Sabaneta, Dominican Republic**SIGNING SCOUT:** Moises De La Mota**ACQUIRED (SIGNED):** Signed as a non-drafted free agent in 2022 (9/28/22)**MERCADO, FRANCISCO RIGHT-HANDED PITCHER**

HT: 6-2 WT: 150 B/T: R/R

BORN: 12/7/03 in Santiago de los Caballeros, Dominican Republic**RESIDES:** Santiago de los Caballeros, Dominican Republic**SIGNING SCOUT:** Kelvin Dominguez**ACQUIRED (SIGNED):** Signed as a non-drafted free agent in 2022 (6/24/22)

YEAR	TEAM	W-L	ERA	G	GS	CG	SHO	SV	IP	H	R	ER	HR	HB	BB	SO	WP	BK
22	DSL Mets 1 (R)	0-0	3.86	3	0	0	0	0	4.2	7	2	2	1	1	3	6	4	0
	DSL Mets 2 (R)	0-1	4.96	10	0	0	0	0	16.1	19	11	9	0	2	8	21	2	1
Minor League Totals		0-1	4.71	13	0	0	0	0	21.0	26	13	11	1	3	11	27	6	1

MERCEDES, ERNESTO RIGHT-HANDED PITCHER

HT: 6-2 WT: 180 B/T: R/R

BORN: 10/14/03 in Pimentel, Dominican Republic**RESIDES:** Pimentel, Dominican Republic**SIGNING SCOUT:** Jet Butler**ACQUIRED (SIGNED):** Signed as a non-drafted free agent in 2022 (1/15/22)

YEAR	TEAM	W-L	ERA	G	GS	CG	SHO	SV	IP	H	R	ER	HR	HB	BB	SO	WP	BK
22	DSL Mets 1 (R)	0-2	3.72	14	9	0	0	0	36.1	27	21	15	1	1	29	41	17	1

MERCEDES, PEDRO RIGHT-HANDED PITCHER

HT: 6-6 WT: 230 B/T: R/R

BORN: 10/23/01 in La Romana, Dominican Republic**RESIDES:** Pimentel, Dominican Republic**SIGNING SCOUT:** Kelvin Dominguez**ACQUIRED (SIGNED):** Signed as a non-drafted free agent in 2022 (8/23/22)

METOYER, BRIAN RIGHT-HANDED PITCHER

HT: 6-3 WT: 173 B/T: R/R

BORN: 11/13/96 Natchitoches, LA

HIGH SCHOOL: Natchitoches (LA)

RESIDES: Natchitoches, LA

COLLEGE: LSU-Alexandria

SIGNING SCOUT: Jet Butler

ACQUIRED (SIGNED): Mets 40th-round pick in the 2018 First-Year Player Draft (6/25/18)

YEAR	TEAM	W-L	ERA	G	GS	CG	SHO	SV	IP	H	R	ER	HR	HB	BB	SO	WP	BK
18	GCL Mets (R)	0-0	0.00	1	0	0	0	0	1.0	1	0	0	0	0	1	0	1	0
	Kingsport (R)	0-1	5.56	11	0	0	0	1	11.1	11	12	7	2	3	9	11	7	0
19	Brooklyn (A)	2-2	5.65	16	0	0	0	2	28.2	15	20	18	3	5	22	40	9	0
21	Brooklyn (A+)	3-2	2.18	21	0	0	0	1	33.0	14	10	8	1	3	16	46	12	0
	Binghamton (AA)	0-0	3.00	2	0	0	0	0	3.0	2	1	1	0	0	3	6	0	0
22	Binghamton (AA)	1-0	9.82	6	0	0	0	0	7.1	6	8	8	3	0	8	11	2	0
Minor League Totals		6-5	4.48	57	0	0	0	4	84.1	49	51	42	9	11	59	114	31	0

MEYER, NICK CATCHER

MAJOR LEAGUE INVITE

MILLER, TROY RIGHT-HANDED PITCHER

HT: 6-4 WT: 226 B/T: R/R

BORN: 2/13/1997 in Aptos, CA

HIGH SCHOOL: Soquel HS (CA)

RESIDES: Traverse City, MI

COLLEGE: University of Michigan

SIGNING SCOUT: Toronto

ACQUIRED (SIGNED): Acquired from Toronto on June 19, 2021 in exchange for RHP Jacob Barnes

YR	CLUB	W-L	ERA	G	GS	CG	SHO	SV	IP	H	R	ER	HR	HB	BB	SO	WP	BK
18	Vancouver (A)	0-0	3.46	9	0	0	0	0	13.0	11	7	5	0	1	10	15	1	0
19	Lansing (A)	6-8	4.81	23	22	0	0	0	103.0	108	67	55	10	4	50	75	6	0
21	Vancouver (A+)	2-0	1.84	3	3	0	0	0	14.2	7	3	3	1	0	8	17	1	0
	New Hampshire (AA)	1-2	7.20	4	3	0	0	0	20.0	24	16	16	4	0	7	16	0	0
	Binghamton (AA)	1-1	5.23	2	2	0	0	0	10.1	11	7	6	2	0	2	11	1	0
22	DID NOT PITCH - INJURED																	
Minor League Totals		10-11	4.75	41	30	0	0	0	161.0	161	100	85	17	5	77	134	9	0

MONTAS, LUIS RIGHT-HANDED PITCHER

HT: 6-2 WT: 234 B/T: R/R

BORN: 9/16/00 in San Cristobal, Dominican Republic

RESIDES: San Cristobal, Dominican Republic

SIGNING SCOUT: Fernando Encarnacion

ACQUIRED (SIGNED): Signed as a non-drafted free agent in 2019 (7/2/19)

YR	CLUB	W-L	ERA	G	GS	CG	SHO	SV	IP	H	R	ER	HR	HB	BB	SO	WP	BK
21	St. Lucie (A)	5-0	0.90	19	0	0	0	7	30.0	24	4	3	2	3	7	29	2	0
	Brooklyn (A+)	0-1	11.57	5	0	0	0	0	7.0	11	9	9	0	0	2	7	1	1
22	DID NOT PITCH - INJURED																	
Minor League Totals		5-1	2.92	24	0	0	0	7	37.0	35	13	12	2	3	9	36	3	1

MORABITO, NICK OUTFIELDER

HT: 5-11 WT: 185 B/T: R/R

BORN: 5/7/02 in McLean, VA

HIGH SCHOOL: Gonzaga College HS (D.C.)

RESIDES: McLean, VA

SIGNING SCOUT: Joe Raccuia

ACQUIRED (SIGNED): Signed as a non-drafted free agent in 2022 (7/27/22)

YR	CLUB	AVG	G	AB	R	H	2B	3B	HR	RBI	SH	SF	HB	BB	SO	SB	CS	SLG	OBP	E
22	FCL Mets (R)	.091	6	22	1	2	1	0	0	2	0	0	0	2	14	1	0	.136	.167	2

MORENO, LUIS RIGHT-HANDED PITCHER

HT: 6-2 WT: 199 B/T: R/R

BORN: 5/29/99 in San Cristobal, Dominican Republic**RESIDES:** San Cristobal, Dominican Republic**SIGNING SCOUT:** Carlos Perez**ACQUIRED (SIGNED):** Signed as a non-drafted free agent in 2019 (6/8/19)**CAREER NOTES****2022...**Named South Atlantic League Pitcher of the Week (7/25-7/31) while with Brooklyn.

YR	CLUB	W-L	ERA	G	GS	CG	SHO	SV	IP	H	R	ER	HR	HB	BB	SO	WP	BK
19	DSL Mets 1 (R)	1-1	3.58	8	6	0	0	0	27.2	22	14	11	0	2	16	28	5	0
	DSL Mets 2 (R)	0-1	6.00	5	4	0	0	0	15.0	16	14	10	0	5	8	17	6	2
21	St. Lucie (A)	6-4	5.42	21	12	1	1	1	73.0	70	51	44	9	6	56	64	12	1
22	St. Lucie (A)	4-0	2.68	9	3	0	0	1	40.1	36	15	12	1	2	20	37	5	1
	Brooklyn (A+)	4-7	2.92	16	14	0	0	0	77.0	61	32	25	7	6	23	70	6	4
Minor League Totals		15-13	3.94	59	39	1	1	2	233.0	205	126	102	17	21	123	216	34	8

MORETA, EDGAR RIGHT-HANDED PITCHER

HT: 6-4 WT: 192 B/T: R/R

BORN: 12/5/03 in Santo Domingo, Dominican Republic**RESIDES:** Santo Domingo, Dominican Republic**SIGNING SCOUT:** Wilson Peralta**ACQUIRED (SIGNED):** Signed as a non-drafted free agent in 2022 (11/17/22)**MOSQUERA, DIEGO** INFIELDER

HT: 5-11 WT: 156 B/T: R/R

BORN: 3/14/04 in Valencia, Venezuela**RESIDES:** Valencia, Venezuela**SIGNING SCOUT:** Andres Nunez**ACQUIRED (SIGNED):** Signed as a non-drafted free agent in 2021 (1/15/21)

YR	CLUB	AVG	G	AB	R	H	2B	3B	HR	RBI	SH	SF	HB	BB	SO	SB	CS	SLG	OBP	E
21	DSL Mets 2 (R)	.326	32	92	21	30	3	2	0	7	0	0	3	14	15	3	3	.402	.431	2
22																				

DID NOT PLAY

MUCKENHIRN, ZACH LEFT-HANDED PITCHER**MAJOR LEAGUE INVITE****MURPHY, TANNER** OUTFIELDER

HT: 6-3 WT: 199 B/T: R/R

BORN: 5/1/98 in Memphis, TN**RESIDES:** Saint Augustine, FL**SIGNING SCOUT:** Jon Updike**ACQUIRED (SIGNED):** Mets 18th-round pick in the 2019 First-Year Player Draft (6/16/19)**CAREER NOTES****College...**Was the first ASUN Baseball Scholar-Athlete of the Year from University of North Florida.

YR	CLUB	AVG	G	AB	R	H	2B	3B	HR	RBI	SH	SF	HB	BB	SO	SB	CS	SLG	OBP	E
19	Kingsport (R)	.201	40	134	21	27	3	1	5	15	0	0	3	18	57	2	1	.351	.310	0
21	FCL Mets (R)	.273	4	11	4	3	2	0	0	1	0	0	0	2	3	2	0	.455	.385	0
	St. Lucie (A)	.183	21	71	14	13	3	0	3	13	0	1	3	10	33	4	1	.352	.306	0
	Brooklyn (A+)	.180	23	61	4	11	3	1	0	6	0	0	1	8	26	3	0	.262	.286	0
22	St. Lucie (A)	.240	32	100	18	24	4	1	3	15	0	3	4	17	30	6	1	.390	.363	1
	Brooklyn (A+)	.232	32	95	10	22	4	2	2	8	0	1	4	6	34	1	0	.379	.302	0
Minor League Totals		.212	152	472	71	100	19	5	13	58	0	5	15	61	183	18	3	.356	.318	1

NORIEGA, GERMAIN OUTFIELDER

HT: 5-9 WT: 140 B/T: L/L

BORN: 12/12/03 in Barquisimeto, Venezuela**RESIDES:** Barquisimeto, Venezuela**SIGNING SCOUT:** Robert Espejo**ACQUIRED (SIGNED):** Signed as a non-drafted free agent in 2021 (12/2/21)

YR	CLUB	AVG	G	AB	R	H	2B	3B	HR	RBI	SH	SF	HB	BB	SO	SB	CS	SLG	OBP	E
22	DSL Mets 1 (R)	.278	20	54	9	15	0	2	0	3	0	0	2	5	10	3	0	.352	.361	0
	DSL Mets 2 (R)	.276	24	87	18	24	3	0	0	8	0	1	2	10	16	8	2	.310	.360	0
Minor League Totals		.277	44	141	27	39	3	2	0	11	0	1	4	15	26	11	2	.326	.360	0

NÚÑEZ, DEDNIEL RIGHT-HANDED PITCHER

HT: 6-0 WT: 272 B/T: R/R

BORN: 6/5/96 in Puerto Plata, Dominican Republic**RESIDES:** Puerto Plata, Dominican Republic**SIGNING SCOUT:** Fernando Encarnación**ACQUIRED (SIGNED):** Returned to the Mets from San Francisco on 11/19/21 (Rule 5)

YR	CLUB	W-L	ERA	G	GS	CG	SHO	SV	IP	H	R	ER	HR	HB	BB	SO	WP	BK
17	GCL Mets (R)	1-3	5.24	10	8	0	0	0	44.2	51	32	26	3	3	16	46	8	3
18	Kingsport (R)	4-1	3.79	11	7	0	0	1	40.1	38	18	17	2	5	16	36	3	0
19	Columbia (A)	3-1	4.03	4	3	0	0	0	22.1	14	10	10	2	2	3	33	4	0
	St. Lucie (A)	2-3	4.53	12	12	0	0	0	57.2	59	31	29	3	4	20	61	4	0
21									DID NOT PITCH - INJURED									
22	St. Lucie (A)	0-0	0.00	3	0	0	0	0	4.2	1	0	0	0	0	0	6	1	0
	Binghamton (AA)	1-0	3.49	23	0	0	0	2	28.1	36	11	11	4	1	13	43	3	1
Minor League Totals		11-8	4.23	63	30	0	0	3	198.0	199	102	93	14	15	68	225	23	4

NÚÑEZ, ELLIAN RIGHT-HANDED PITCHER

HT: 6-2 WT: 167 B/T: R/R

BORN: 12/8/03 in Nagua, Dominican Republic**RESIDES:** Nagua, Dominican Republic**SIGNING SCOUT:** Wilson Peralta**ACQUIRED (SIGNED):** Signed as a non-drafted free agent in 2021 (1/15/21)

YR	CLUB	W-L	ERA	G	GS	CG	SHO	SV	IP	H	R	ER	HR	HB	BB	SO	WP	BK
21	DSL Mets 2 (R)	0-0	10.13	2	0	0	0	0	2.2	3	3	3	0	1	2	1	2	0
22									DID NOT PITCH - INJURED									

NUÑEZ, JHON RIGHT-HANDED PITCHER

HT: 6-4 WT: 170 B/T: R/R

BORN: 4/19/04 in Montecristi, Dominican Republic**RESIDES:** Montecristi, Dominican Republic**SIGNING SCOUT:** Felix Romero**ACQUIRED (SIGNED):** Signed as a non-drafted free agent in 2022 (8/18/22)**O'NEILL, MATT** CATCHER

HT: 6-0 WT: 205 B/T: R/R

BORN: 8/20/97 in Morristown, NJ**RESIDES:** Morristown, NJ**SIGNING SCOUT:** Jim Thompson**ACQUIRED (SIGNED):** Mets 20th-round pick in the 2019 First-Year Player Draft (6/9/19)

YR	CLUB	AVG	G	AB	R	H	2B	3B	HR	RBI	SH	SF	HB	BB	SO	SB	CS	SLG	OBP	E
19	GCL Mets (R)	.286	25	70	9	20	3	1	1	8	1	2	4	18	23	0	1	.400	.447	5
	Kingsport (R)	.231	8	26	3	6	0	1	0	2	0	0	1	2	7	0	0	.308	.310	1
21	St. Lucie (A)	.187	52	139	19	26	3	0	3	12	0	2	3	48	74	1	0	.273	.401	3
22	Brooklyn (A+)	.175	69	206	29	36	6	4	2	25	0	1	3	44	81	0	1	.272	.327	4
	Binghamton (AA)	.316	8	19	5	6	2	0	1	5	0	0	0	1	7	0	0	.579	.350	0
Minor League Totals		.204	162	460	65	94	14	6	7	52	1	5	11	113	192	1	2	.307	.370	13

OPP, CAM LEFT-HANDED PITCHER

HT: 5-10 WT: 185 B/T: L/L

BORN: 11/4/95 in Denver, CO**RESIDES:** Rapid City, SD**SIGNING SCOUT:** Jaymie Bane**ACQUIRED (SIGNED):** Signed as a non-drafted free agent in 2020 (12/16/20)**CAREER NOTES****2023...** Selected to represent Great Britain in the 2023 World Baseball Classic.

YR	CLUB	W-L	ERA	G	GS	CG	SHO	SV	IP	H	R	ER	HR	HB	BB	SO	WP	BK
19	Evansville (Ind.)	4-2	2.70	21	0	0	0	2	26.2	22	10	8	1	2	11	35	4	0
21	St. Lucie (A)	2-0	0.79	3	2	0	0	0	11.1	10	2	1	0	1	6	9	0	0
	Brooklyn (A+)	1-9	7.69	13	12	0	0	0	50.1	67	49	43	5	2	20	51	3	0
22	Brooklyn (A+)	1-3	5.23	16	0	0	0	1	31.0	32	20	18	5	0	19	26	7	1
	Binghamton (AA)	0-0	8.10	4	0	0	0	0	6.2	11	6	6	0	0	7	3	1	0
Minor League Totals		4-12	6.16	36	14	0	0	1	99.1	120	77	68	10	3	52	89	11	1
Independent League Totals		4-2	2.70	21	0	0	0	2	26.2	22	10	8	1	2	11	35	4	0

ORAMAS, JUAN RIGHT-HANDED PITCHER

HT: 6-3 WT: 170 B/T: R/R

BORN: 7/14/05 in Maracay, Venezuela

RESIDES: Maracay, Venezuela

SIGNING SCOUT: Andres Nunez

ACQUIRED (SIGNED): Signed as a non-drafted free agent in 2022 (1/15/22)

YR	CLUB	W-L	ERA	G	GS	CG	SHO	SV	IP	H	R	ER	HR	HB	BB	SO	WP	BK
22	DSL Mets 1 (R)	0-2	3.00	4	4	0	0	0	15.0	12	6	5	2	0	4	15	2	1
	DSL Mets 2 (R)	0-3	4.44	8	8	0	0	0	24.1	23	13	12	0	4	7	26	3	0
Minor League Totals		0-5	3.89	12	12	0	0	0	39.1	35	19	17	2	4	11	41	5	1

ORELLANA, DOUGLAS RIGHT-HANDED PITCHER

HT: 6-1 WT: 196 B/T: R/R

BORN: 5/1/02 in Caracas, Venezuela

RESIDES: Caracas, Venezuela

SIGNING SCOUT: Carlos Perez

ACQUIRED (SIGNED): Signed as a non-drafted free agent in 2021 (7/13/21)

YR	CLUB	W-L	ERA	G	GS	CG	SHO	SV	IP	H	R	ER	HR	HB	BB	SO	WP	BK
21	DSL Mets 1 (R)	0-0	--	1	0	0	0	0	0.0	0	4	4	0	0	4	0	0	0
	DSL Mets 2 (R)	2-2	6.16	16	0	0	0	0	19.0	22	18	13	2	6	16	14	4	0
22	FCL Mets (R)	3-4	3.96	11	6	0	0	0	36.1	22	19	16	2	0	21	55	6	0
	St. Lucie (A)	0-0	6.00	3	0	0	0	0	6.0	6	5	4	0	0	7	8	0	0
Minor League Totals		5-6	5.43	31	6	0	0	0	61.1	50	46	37	4	6	48	77	10	0

ORTEGA, JAKE CATCHER

HT: 5-9 WT: 186 B/T: L/L

BORN: 7/31/96 in Laguna Hills, CA

RESIDES: Rancho Santa Margarita, CA

SIGNING SCOUT: César Aranguren

ACQUIRED (SIGNED): Mets 28th-round pick in the 2019 First-Year Player Draft (6/9/19)

YR	CLUB	AVG	G	AB	R	H	2B	3B	HR	RBI	SH	SF	HB	BB	SO	SB	CS	SLG	OBP	E
19	Brooklyn (A)	.237	27	76	6	18	2	0	0	6	2	1	0	6	25	1	0	.263	.289	2
	St. Lucie (A)	.267	5	15	5	4	0	0	0	0	1	0	1	2	3	1	1	.267	.389	0
21	FCL Mets (R)	.269	19	52	8	14	4	0	0	2	0	0	2	6	10	3	0	.346	.367	0
	Binghamton (AA)	.200	5	10	2	2	0	0	0	0	0	0	2	1	0	0	0	.200	.333	0
22	DID NOT PLAY																			
Minor League Totals		.248	56	153	21	38	6	0	0	8	3	1	3	16	39	5	1	.288	.329	2

ORZE, ERIC RIGHT-HANDED PITCHER

MAJOR LEAGUE INVITE

OSBORN, DRAKE CATCHER

HT: 5-10 WT: 190 B/T: R/R

BORN: 7/22/98 in Sandia, TX

RESIDES: Sandia, TX

SIGNING SCOUT: Jet Butler

ACQUIRED (SIGNED): Mets 19th-round pick in the 2021 First-Year Player Draft (7/18/21)

YR	CLUB	AVG	G	AB	R	H	2B	3B	HR	RBI	SH	SF	HB	BB	SO	SB	CS	SLG	OBP	E
21	FCL Mets (R)	.178	16	45	9	8	2	0	0	3	0	1	1	7	18	0	0	.222	.296	1
22	St. Lucie (A)	.221	28	86	11	19	4	0	3	16	0	3	2	9	15	1	0	.372	.300	4
Minor League Totals		.206	44	131	20	27	6	0	3	19	0	4	3	16	33	1	0	.321	.299	5

OSUNA, DAVID RIGHT-HANDED PITCHER

HT: 6-2 WT: 215 B/T: R/R

BORN: 12/4/01 in Santa Rosalia, Mexico

RESIDES: Santa Rosalia, Mexico

SIGNING SCOUT: Martin Arvizu

ACQUIRED (SIGNED): Signed as a non-drafted free agent in 2021 (1/15/21)

YR	CLUB	W-L	ERA	G	GS	CG	SHO	SV	IP	H	R	ER	HR	HB	BB	SO	WP	BK
22	DID NOT PITCH - INJURED																	

OTA, SCOTT OUTFIELDER

HT: 5-11 WT: 195 B/T: L/L

BORN: 8/16/97 in Burlingame, CA

HIGH SCHOOL: Junipero Serra HS (CA)

RESIDES: Foster City, CA

COLLEGE: University of Illinois - Chicago

SIGNING SCOUT: Chris Heidt

ACQUIRED (SIGNED): Mets 10th-round pick in the 2019 First-Year Player Draft (6/9/19)

CAREER NOTES

Collegé...Hit 20 home runs in his final season at Illinois-Chicago, enough to lead the Horizon League in 2019.

YR	CLUB	AVG	G	AB	R	H	2B	3B	HR	RBI	SH	SF	HB	BB	SO	SB	CS	SLG	OBP	E
19	Kingsport (R)	.273	51	183	30	50	14	5	7	26	0	3	4	21	38	0	1	.519	.355	1
21	Brooklyn (A+)	.273	3	11	1	3	0	0	0	1	0	0	0	2	3	0	0	.273	.385	0
22	FCL Mets (R)	.143	4	14	4	2	1	0	0	1	0	0	0	3	2	2	0	.214	.294	0
Minor League Totals		.264	58	208	35	55	15	5	7	28	0	3	4	26	43	2	1	.486	.353	1

OVALLES, LAYONEL RIGHT-HANDED PITCHER

HT: 6-3 WT: 216 B/T: R/R

BORN: 6/16/03 in Moca, Dominican Republic

RESIDES: Moca, Dominican Republic

SIGNING SCOUT: Felix Romero

ACQUIRED (SIGNED): Signed as a non-drafted free agent in 2019 (11/20/19)

CAREER NOTES

2022...Named Florida Complex League Pitcher of the Week (6/20-6/26)

YR	CLUB	W-L	ERA	G	GS	CG	SHO	SV	IP	H	R	ER	HR	HB	BB	SO	WP	BK
21	DSL Mets 1 (R)	0-2	1.15	10	0	0	0	1	31.1	12	7	4	0	4	4	30	4	0
	DSL Mets 2 (R)	0-0	17.18	2	1	0	0	0	3.2	4	7	7	0	1	4	4	1	0
22	FCL Mets (R)	1-2	2.76	11	1	0	0	1	29.1	26	15	9	0	1	5	44	4	0
	St. Lucie (A)	0-1	6.23	5	3	0	0	1	17.1	15	12	12	3	1	12	22	2	0
Minor League Totals		1-5	3.53	28	10	0	0	3	81.2	57	41	32	3	7	25	100	11	0

OVIEDO, CARLOS CATCHER

HT: 6-2 WT: 210 B/T: R/R

BORN: 8/20/04 in Barquisimeto, Venezuela

RESIDES: Barquisimeto, Venezuela

SIGNING SCOUT: Robert Espejo

ACQUIRED (SIGNED): Signed as a non-drafted free agent in 2021 (8/27/21)

YR	CLUB	AVG	G	AB	R	H	2B	3B	HR	RBI	SH	SF	HB	BB	SO	SB	CS	SLG	OBP	E
22	DSL Mets 1 (R)	.222	3	9	0	2	1	0	0	2	0	0	0	2	2	0	0	.333	.364	1
	DSL Mets 2 (R)	.271	36	118	20	32	12	0	2	19	0	2	2	15	30	0	1	.424	.358	8
Minor League Totals		.268	39	127	20	34	13	0	2	21	0	2	2	17	32	0	1	.417	.358	9

PALACIOS, JONAIKER RIGHT-HANDED PITCHER

HT: 6-0 WT: 170 B/T: R/R

BORN: 5/7/03 in Valencia, Venezuela

RESIDES: Los Guayos, Venezuela

SIGNING SCOUT: Andres Nunez

ACQUIRED (SIGNED): Signed as a non-drafted free agent in 2019 (7/2/19)

YR	CLUB	W-L	ERA	G	GS	CG	SHO	SV	IP	H	R	ER	HR	HB	BB	SO	WP	BK
21	DSL Mets 1 (R)	0-2	10.13	4	0	0	0	1	5.1	10	7	6	1	0	3	5	3	0
	DSL Mets 2 (R)	4-2	4.00	18	1	0	0	2	27.0	27	18	12	1	4	13	33	8	2
22	FCL Mets (R)	2-2	3.77	9	0	0	0	0	14.1	15	9	6	1	0	5	16	2	0
	DSL Mets 1 (R)	1-0	0.79	6	0	0	0	2	11.1	9	2	1	0	4	6	10	1	0
Minor League Totals		7-6	3.88	37	1	0	0	5	58.0	61	36	25	3	8	27	64	14	2

PALMER, JAYLEN INFIELDER

HT: 6-4 WT: 208 B/T: R/R

BORN: 7/31/00 in Flushing, NY

HIGH SCHOOL: Holy Cross HS (NY)

RESIDES: Brooklyn, NY

SIGNING SCOUT: John Kosciak

ACQUIRED (SIGNED): Mets 22nd-round pick in the 2018 First-Year Player Draft (7/9/18)

YR	CLUB	AVG	G	AB	R	H	2B	3B	HR	RBI	SH	SF	HB	BB	SO	SB	CS	SLG	OBP	E
18	GCL Mets (R)	.310	25	87	13	27	4	1	1	11	1	0	4	8	27	5	2	.414	.394	4
19	Kingsport (R)	.260	62	242	41	63	12	2	7	28	0	2	1	31	108	1	3	.413	.344	21
21	St. Lucie (A)	.276	66	246	51	68	13	4	2	24	0	3	3	39	81	23	5	.386	.378	7
	Brooklyn (A+)	.189	39	143	28	27	5	2	4	15	0	0	1	25	65	7	1	.336	.314	0
22	Brooklyn (A+)	.184	102	315	45	58	13	2	9	35	0	0	12	50	147	22	3	.324	.318	2
Minor League Totals		.235	294	1033	178	243	47	11	23	113	1	5	21	153	428	58	14	.369	.344	34

PARADA, KEVIN CATCHER

MAJOR LEAGUE INVITE

PARSONS, HUNTER RIGHT-HANDED PITCHER

HT: 6-2 WT: 215 B/T: R/R

BORN: 6/24/97 in Salisbury, MD

HIGH SCHOOL: Parkside HS (MD)

RESIDES: Fruitland, MD

COLLEGE: University of Maryland

SIGNING SCOUT: Jim Thompson

ACQUIRED (SIGNED): Mets 19th-round pick in the 2019 First-Year Player Draft (7/12/19)

CAREER NOTES

College...2019 third team All-Big Ten

YR	CLUB	W-L	ERA	G	GS	CG	SHO	SV	IP	H	R	ER	HR	HB	BB	SO	WP	BK
19	Brooklyn (A)	1-1	2.89	11	0	0	0	0	18.2	18	6	6	0	2	9	21	2	0
21	St. Lucie (A)	2-0	1.80	4	0	0	0	0	10.0	8	2	2	0	0	3	18	1	0
	Brooklyn (A+)	2-1	4.58	24	1	0	0	2	39.1	29	24	20	5	4	24	48	7	0
22	Brooklyn (A+)	3-0	1.83	12	0	0	0	2	19.2	14	4	4	1	0	4	25	3	0
	Binghamton (AA)	1-2	5.31	24	1	0	0	0	39.0	36	25	23	5	3	26	42	4	0
Minor League Totals		9-4	3.91	75	2	0	0	4	126.2	105	61	55	11	9	66	154	17	0

PAZ, KARELL OUTFIELDER

HT: 6-1 WT: 197 B/T: R/R

BORN: 8/11/99 in Ciego de Ávila, Cuba

RESIDES: Ciego de Ávila, Cuba

SIGNING SCOUT: Oliver Dominguez

ACQUIRED (SIGNED): Signed to a minor league contract in 2022 (5/25/22)

YR	CLUB	AVG	G	AB	R	H	2B	3B	HR	RBI	SH	SF	HB	BB	SO	SB	CS	SLG	OBP	E
22	DSL Mets 2	.341	15	41	5	14	0	2	1	11	0	2	4	3	7	3	4	.512	.420	2
	FCL Mets	.286	18	56	14	16	4	2	3	8	0	1	2	5	11	2	1	.589	.359	1
	St. Lucie (A)	1.000	1	1	0	1	0	1	0	3	0	0	0	0	0	0	0	3.000	1.000	0
Minor League Totals		.316	34	98	19	31	4	5	4	22	0	3	6	8	18	5	5	.582	.391	3

PEGUERO, JEREMY LEFT-HANDED PITCHER

HT: 6-2 WT: 175 B/T: L/L

BORN: 5/3/02 in Santo Domingo, Dominican Republic

RESIDES: Santo Domingo, Dominican Republic

SIGNING SCOUT: Ismael Perez

ACQUIRED (SIGNED): Signed as a non-drafted free agent in 2019 (7/2/19)

YR	CLUB	W-L	ERA	G	GS	CG	SHO	SV	IP	H	R	ER	HR	HB	BB	SO	WP	BK
21	DSL Mets 1 (R)	1-3	6.61	16	8	0	0	0	32.2	38	27	24	2	4	23	38	7	0
	DSL Mets 2 (R)	2-0	0.00	3	0	0	0	0	6.1	3	0	0	0	2	3	10	4	1
22	DSL Mets 1 (R)	1-0	2.40	9	1	0	0	0	15.0	6	5	4	0	3	10	16	4	0
	DSL Mets 2 (R)	4-3	3.63	13	0	0	0	1	22.1	19	13	9	0	1	12	30	2	0
Minor League Totals		8-6	4.36	41	9	0	0	1	76.1	66	45	37	2	10	48	94	17	1

PEÑA, HERLYN RIGHT-HANDED PITCHER

HT: 6-2 WT: 168 B/T: R/R

BORN: 9/24/03 in Santo Domingo, Dominican Republic**RESIDES:** Santo Domingo, Dominican Republic**SIGNING SCOUT:** Oliver Dominguez**ACQUIRED (SIGNED):** Signed as a non-drafted free agent in 2021 (6/14/21)

YR	CLUB	W-L	ERA	G	GS	CG	SHO	SV	IP	H	R	ER	HR	HB	BB	SO	WP	BK
21	DSL Mets 1 (R)	2-1	4.86	19	4	0	0	1	37.0	36	24	20	2	2	11	39	4	2
22									DID NOT PITCH - INJURED									

PERAZA, JOSÉ INFIELDER**MAJOR LEAGUE INVITE****PERERA, YORDIS INFIELDER**

HT: 6-0 WT: 215 B/T: R/R

BORN: 5/24/02 in Santiago de Cuba, Cuba**RESIDES:** San Pedro de Macoris, Dominican Republic**SIGNING SCOUT:** Oliver Dominguez**ACQUIRED (SIGNED):** Signed as a non-drafted free agent in 2022 (3/9/22)**PÉREZ, MICHAEL CATCHER****MAJOR LEAGUE INVITE****PÉREZ, YOANDY INFIELDER**

HT: 6-0 WT: 155 B/T: L/R

BORN: 8/17/04 in San Pedro de Macoris, Dominican Republic**RESIDES:** San Pedro de Macoris, Dominican Republic**SIGNING SCOUT:** Oliver Dominguez**ACQUIRED (SIGNED):** Signed as a non-drafted free agent in 2021 (1/15/21)

YR	CLUB	AVG	G	AB	R	H	2B	3B	HR	RBI	SH	SF	HB	BB	SO	SB	CS	SLG	OBP	E
21	DSL Mets 2 (R)	.184	16	38	2	7	1	1	0	1	0	1	0	3	13	1	1	.263	.238	2
22	DSL Mets 2 (R)	.223	41	121	20	27	7	3	0	14	0	1	1	20	51	8	0	.331	.336	9
Minor League Totals		.214	57	159	22	34	8	4	0	15	0	2	1	23	64	9	1	.314	.314	11

PEROZA, JOSÉ INFIELDER

HT: 6-1 WT: 249 B/T: R/R

BORN: 6/15/00 in San Felipe, Venezuela**RESIDES:** Yaracuy, Venezuela**SIGNING SCOUTS:** Ismael Pérez & Héctor Rincones**ACQUIRED (SIGNED):** Signed as a non-drafted free agent in 2016 (7/2/16)

YR	CLUB	AVG	G	AB	R	H	2B	3B	HR	RBI	SH	SF	HB	BB	SO	SB	CS	SLG	OBP	E
17	GCL Mets (R)	.176	5	17	1	3	0	0	0	1	1	0	0	1	8	0	1	.176	.222	1
	DSL Mets 1 (R)	.300	57	213	29	64	21	1	2	28	0	2	0	17	55	7	3	.437	.349	8
18	GCL Mets (R)	.184	24	87	4	16	3	1	0	7	0	0	0	8	25	2	2	.241	.253	2
19	GCL Mets (R)	.328	16	64	14	21	6	2	6	20	0	1	3	4	15	1	0	.766	.389	1
	Brooklyn (A)	.225	33	111	14	25	4	0	4	22	0	0	4	7	38	0	2	.369	.295	2
21	St. Lucie (A)	.274	64	226	46	62	15	1	7	47	0	1	9	41	67	5	0	.442	.404	10
	Brooklyn (A+)	.218	38	133	20	29	7	0	5	17	0	2	2	13	44	1	0	.383	.293	8
22	Brooklyn (A+)	.271	115	398	42	108	23	2	8	52	1	5	7	48	110	4	1	.399	.356	7
Minor League Totals		.263	352	1249	170	328	79	7	32	194	2	11	25	139	362	20	9	.414	.346	39

PEROZO, VINCENT CATCHER

HT: 6-0 WT: 233 B/T: L/R

BORN: 3/6/03 in Barquismeto, Venezuela**RESIDES:** Barquismeto, Venezuela**SIGNING SCOUT:** Robert Espejo**ACQUIRED (SIGNED):** Signed as a free agent in 2021 (11/24/21)

YR	CLUB	AVG	G	AB	R	H	2B	3B	HR	RBI	SH	SF	HB	BB	SO	SB	CS	SLG	OBP	E
21	FCL Mets (R)	.173	18	52	7	9	2	0	1	6	0	0	4	10	21	0	2	.269	.348	0
22	FCL Mets (R)	.283	36	120	22	34	7	2	4	22	0	1	10	11	32	1	0	.475	.387	3
	St. Lucie (A)	.129	9	31	4	4	1	1	1	6	0	1	2	1	8	0	0	.323	.200	0
Minor League Totals		.232	63	203	33	47	10	3	6	34	0	2	16	22	61	1	2	.399	.350	3

RAMÍREZ, ALEJANDRO RIGHT-HANDED PITCHER HT: 6-2 WT: 190 B/T: R/R**BORN:** 4/21/04 in Cariaco, Venezuela**RESIDES:** Cariaco, Venezuela**SIGNING SCOUT:** Andres Nunez**ACQUIRED (SIGNED):** Signed as a free agent in 2022 (10/20/22)**RAMÍREZ, ALEX** OUTFIELDER**MAJOR LEAGUE INVITE****RAMÍREZ, JAWILME** RIGHT-HANDED PITCHER HT: 6-2 WT: 170 B/T: R/R**BORN:** 11/28/01 in San Juan De la Maguana , Dominican Republic**RESIDES:** San Juan De la Maguana , Dominican Republic**SIGNING SCOUT:** Harold Herrera**ACQUIRED (SIGNED):** Signed as a non-drafted free agent in 2019 (7/2/19)

YR	CLUB	W-L	ERA	G	GS	CG	SHO	SV	IP	H	R	ER	HR	HB	BB	SO	WP	BK
21	DSL Mets 2 (R)	5-5	2.14	14	13	0	0	0	54.2	22	14	13	2	2	20	56	6	1
22	FCL Mets (R)	1-0	0.84	11	6	0	0	1	43.0	27	7	4	1	0	6	40	1	0
	St. Lucie (A)	1-0	0.00	2	0	0	0	0	3.1	2	0	0	0	1	4	3	0	0
Minor League Totals		7-5	1.51	27	19	0	0	1	101.0	51	21	17	3	3	30	99	7	1

RAMÍREZ, JUSTIN OUTFIELDER HT: 6-3 WT: 190 B/T: L/L**BORN:** 2/9/05 in San Pedro de Macoris, Dominican Republic**RESIDES:** San Pedro de Macoris, Dominican Republic**SIGNING SCOUT:** Carlos Pellerano**ACQUIRED (SIGNED):** Signed as a non-drafted free agent in 2022 (10/14/22)**RAMOS, LENERD** RIGHT-HANDED PITCHER HT: 6-2 WT: 190 B/T: R/R**BORN:** 9/23/03 in Valencia, Venezuela**RESIDES:** Valencia, Venezuela**SIGNING SCOUTS:** Andres Nunez**ACQUIRED (SIGNED):** Signed as a non-drafted free agent in 2021 (1/15/21)

YR	CLUB	W-L	ERA	G	GS	CG	SHO	SV	IP	H	R	ER	HR	HB	BB	SO	WP	BK
21	DSL Mets 1 (R)	0-0	0.00	1	0	0	0	0	1.0	1	1	0	0	0	0	1	0	
	DSL Mets 2 (R)	1-2	6.59	18	3	0	0	2	27.1	25	27	20	1	4	16	28	9	3
22	DID NOT PITCH - INJURED																	
Minor League Totals		1-2	6.35	19	3	0	0	2	28.1	26	28	20	1	4	16	28	10	3

RAMOS, WILKIN RIGHT-HANDED PITCHER HT: 6-5 WT: 165 B/T: R/R**BORN:** 10/31/00 in Santo Domingo, Dominican Republic**RESIDES:** Santo Domingo, Dominican Republic**SIGNING SCOUTS:** Oakland**ACQUIRED (SIGNED):** Claimed off waivers from Bradenton in 2022 (12/7/22)

YR	CLUB	W-L	ERA	G	GS	CG	SHO	SV	IP	H	R	ER	HR	HB	BB	SO	WP	BK
18	DSL Athletics (R)	3-3	3.15	14	8	0	0	0	40.0	39	18	14	0	4	17	38	11	4
19	GCL Pirates (R)	0-2	6.39	4	4	0	0	0	12.2	14	10	9	1	1	10	8	3	1
21	FCL Pirates Black (R)	2-1	3.69	12	5	0	0	1	39.0	45	22	16	3	0	17	36	0	3
22	Bradenton (A)	4-1	3.88	37	1	0	0	3	51.0	50	29	22	3	7	32	58	3	0
Minor League Totals		9-7	3.85	67	18	0	0	4	142.2	148	79	61	7	12	76	140	17	8

REID-FOLEY, SEAN RIGHT-HANDED PITCHER

HT: 6-0 WT: 235 B/T: R/R

BORN: 8/30/95 in Agana Heights, Guam**RESIDES:** Jacksonville Beach, FL**SIGNING SCOUTS:** Matt Bishoff (Toronto)**ACQUIRED (SIGNED):** Acquired by the New York Mets along with RHPs Yenny Diaz and Josh Winckowski from Toronto in exchange for LHP Steven Matz on January 27, 2021.**CAREER NOTES****2022:** Underwent "Tommy John" Surgery on May 11...**Personal:** Is one of just two players and the only pitcher in major league history who was born in Guam...The other, infielder John Hattig, appeared in 13 games with Toronto in 2006... His father, Dave, served in the Coast Guard for 30 years and was stationed in Guam when Sean was born...Selected by Toronto in the second round of the 2014 First-Year Player Draft.

YEAR	TEAM	W-L	ERA	G	GS	CG	SHO	SV	IP	H	R	ER	HR	HB	BB	SO	WP	BK
2014	GCL Blue Jays (R)	1-2	4.76	9	6	0	0	0	22.2	21	12	12	0	1	10	25	7	0
2015	Lansing (A)	3-5	3.69	17	17	0	0	0	63.1	57	33	26	3	5	43	90	7	0
	Dunedin (A)	1-5	5.23	8	8	0	0	0	32.2	25	20	19	1	2	24	35	4	0
2016	Lansing (A)	4-3	2.95	11	11	0	0	0	58.0	43	22	19	2	1	22	59	3	0
	Dunedin (A)	6-2	2.67	10	10	0	0	0	57.1	35	17	17	2	1	16	71	2	0
2017	New Hampshire (AA)	10-11	5.09	27	27	0	0	0	132.2	145	82	75	22	6	53	122	3	1
2018	New Hampshire (AA)	5-0	2.03	8	8	0	0	0	44.1	27	10	10	3	3	20	52	1	0
	Buffalo (AAA)	7-5	3.90	16	16	1	0	0	85.1	76	39	37	5	6	30	98	1	0
	TORONTO (AL)	2-4	5.13	7	7	0	0	0	33.1	31	23	19	6	1	21	42	3	0
2019	Buffalo (AAA)	3-5	6.47	20	19	0	0	0	89.0	78	71	64	13	9	65	105	6	0
	TORONTO (AL)	2-4	4.26	9	6	0	0	0	31.2	33	20	15	5	2	21	28	3	0
2020	TORONTO (AL)	1-0	1.35	5	0	0	0	0	6.2	3	3	1	0	0	6	6	0	0
2021	METS	2-1	5.23	12	0	0	0	0	20.2	22	15	12	3	0	9	26	1	0
	St. Lucie (A)#	0-0	0.00	2	1	0	0	0	2.1	0	0	0	0	0	3	2	0	0
	Syracuse (AAA)#	0-0	2.38	10	0	0	0	0	11.1	5	3	3	1	0	5	19	0	0
2021	METS	0-0	5.40	7	0	0	0	0	10.0	7	6	6	1	1	7	8	0	0
Minor League Totals		40-38	4.29	126	122	1	0	0	585.1	507	306	279	51	34	283	657	34	1
Major League Totals		7-9	4.66	40	13	0	0	0	102.1	96	67	53	15	4	64	110	7	0

#- rehabilitation assignment

REIMER, JACOB INFIELDER

HT: 6-2 WT: 205 B/T: R/R

BORN: 2/22/04 in Redlands, CA**HIGH SCHOOL:** Yucaipa HS (CA)**RESIDES:** Yucaipa, CA**SIGNING SCOUT:** Glenn Walker**ACQUIRED (SIGNED):** Mets fourth-round pick in the 2022 First-Year Player Draft (7/27/22)

YR	CLUB	AVG	G	AB	R	H	2B	3B	HR	RBI	SH	SF	HB	BB	SO	SB	CS	SLG	OBP	E
22	FCL Mets (R)	.261	7	23	5	6	0	1	1	7	0	0	0	6	3	0	0	.478	.414	1

RENTERÍA, MARCEL RIGHT-HANDED PITCHER

HT: 5-11 WT: 185 B/T: R/R

BORN: 9/27/94 in Nogales, AZ**HIGH SCHOOL:** Nogales HS (AZ)**RESIDES:** Rio Rico, AZ**COLLEGE:** New Mexico State University**SIGNING SCOUTS:** Kevin Roberson**ACQUIRED (SIGNED):** Mets sixth-round pick in the 2017 First-Year Player Draft (6/19/17)

YR	CLUB	W-L	ERA	G	GS	CG	SHO	SV	IP	H	R	ER	HR	HB	BB	SO	WP	BK
17	Brooklyn (A)	1-2	9.53	9	0	0	0	1	11.1	15	12	12	0	1	7	17	4	1
18	Columbia (A)	5-3	4.23	15	15	0	0	0	76.2	77	43	36	6	7	23	72	1	1
19	St. Lucie (A+)	1-4	4.62	37	0	0	0	5	62.1	62	38	32	6	6	26	63	13	0
	Binghamton (AA)	0-0	0.00	1	0	0	0	1	1.0	1	0	0	0	0	0	2	0	0
21	Binghamton (AA)	0-0	0.00	3	0	0	0	0	7.0	2	0	0	0	1	3	10	0	0
	Syracuse (AAA)	4-0	9.00	14	0	0	0	0	19.0	16	21	19	2	4	14	28	3	2
22	Binghamton (AA)	0-2	15.12	3	3	0	0	0	8.1	15	14	14	2	3	8	13	3	0
Minor League Totals		11-11	5.48	82	18	0	0	7	185.2	188	128	113	16	22	81	205	24	4

REYES, BRAUNY RIGHT-HANDED PITCHER

HT: 6-3 WT: 165 B/T: R/R

BORN: 3/7/03 in Fantino, Dominican Republic**RESIDES:** Fantino, Dominican Republic**SIGNING SCOUTS:** Felix Romero**ACQUIRED (SIGNED):** Signed as a non-drafted free agent in 2021 (7/9/21)

YR	CLUB	W-L	ERA	G	GS	CG	SHO	SV	IP	H	R	ER	HR	HB	BB	SO	WP	BK
21	DSL Mets 1 (R)	0-1	43.88	4	1	0	0	0	2.2	6	14	13	0	0	10	2	6	2
22	FCL Mets (R)	0-1	5.56	7	2	0	0	0	11.1	11	8	7	0	5	7	8	4	0
	DSL Mets 2 (R)	0-0	6.43	3	3	0	0	0	7.0	7	5	5	1	1	5	10	5	0
Minor League Totals		0-2	10.71	14	6	0	0	0	21.0	24	27	25	1	6	22	20	15	2

REYES, DENYI RIGHT-HANDED PITCHER**MAJOR LEAGUE INVITE****REYES, RAILIN** INFIELDER

HT: 5-11 WT: 170 B/T: R/R

BORN: 9/8/04 in Santo Domingo, Dominican Republic**RESIDES:** Santo Domingo, Dominican Republic**SIGNING SCOUT:** Kelvin Dominguez**ACQUIRED (SIGNED):** Signed as a non-drafted free agent in 2022 (10/14/22)**REYES, RAINER** OUTFIELDER

HT: 5-11 WT: 190 B/T: R/R

BORN: 5/19/03 in Santo Domingo, Dominican Republic**RESIDES:** Santo Domingo, Dominican Republic**SIGNING SCOUT:** Moises De La Mota**ACQUIRED (SIGNED):** Signed as a minor league free agent in 2022 (9/22/22)**RIBON, KEVIN** RIGHT-HANDED PITCHER

HT: 6-0 WT: 157 B/T: R/R

BORN: 9/20/02 in Agua Dulce, Mexico**RESIDES:** Agua Dulce, Mexico**SIGNING SCOUT:** Martin Arvizu**ACQUIRED (SIGNED):** Signed as a non-drafted free agent in 2019 (7/2/19)

YR	CLUB	W-L	ERA	G	GS	CG	SHO	SV	IP	H	R	ER	HR	HB	BB	SO	WP	BK
21	DSL Mets 1 (R)	1-0	0.00	3	2	0	0	0	12.1	7	2	0	0	3	4	10	3	0
	DSL Mets 2 (R)	2-1	1.56	14	6	0	0	0	40.1	32	13	7	0	3	9	30	5	0
22	FCL Mets (R)	1-1	5.14	13	0	0	0	1	14.0	11	8	8	1	2	7	8	0	0
Minor League Totals		4-2	2.03	30	8	0	0	1	66.2	50	23	15	1	8	20	48	8	0

RITTER, LUKE INFIELDER

HT: 5-11 WT: 187 B/T: R/R

BORN: 2/15/97 in Minneapolis, MN**RESIDES:** Overland Park, KS**SIGNING SCOUT:** Nathan Beuster**ACQUIRED (SIGNED):** Mets seventh-round pick in the 2019 First-Year Player Draft (6/9/19)

YR	CLUB	AVG	G	AB	R	H	2B	3B	HR	RBI	SH	SF	HB	BB	SO	SB	CS	SLG	OBP	E
19	Brooklyn (A)	.245	68	229	39	56	15	1	4	36	1	3	6	33	50	5	3	.371	.351	9
21	Brooklyn (A+)	.232	73	250	31	58	9	0	14	44	0	3	5	25	94	3	1	.436	.311	4
22	Binghamton (AA)	.215	100	363	52	78	17	3	13	54	0	3	13	46	133	7	2	.386	.322	14
	Syracuse (AAA)	.160	26	94	9	15	4	0	2	8	0	0	1	13	32	2	2	.266	.269	8
Minor League Totals		.221	267	936	131	207	45	4	33	142	1	9	25	117	309	17	8	.384	.321	35

RIVERA, CESAR LEFT-HANDED PITCHER

HT: 6-3 WT: 190 B/T: L/L

BORN: 4/16/05 in Panama City, Panama**RESIDES:** Chitre, Panama**SIGNING SCOUT:** Elvis Rios**ACQUIRED (SIGNED):** Signed as a non-drafted free agent in 2019 (7/5/19)

YR	CLUB	W-L	ERA	G	GS	CG	SHO	SV	IP	H	R	ER	HR	HB	BB	SO	WP	BK
22	DSL Mets 1 (R)	0-3	11.17	9	0	0	0	0	9.2	11	15	12	0	2	18	7	3	1

RODRÍGUEZ, ARLISON LEFT-HANDED PITCHER

HT: 6-5 WT: 220 B/T: L/L

BORN: 3/5/03 in Willemstad, Curacao**RESIDES:** Willemstad, Curacao**SIGNING SCOUT:** Moises De La Mota**ACQUIRED (SIGNED):** Signed as a non-drafted free agent in 2021 (12/10/21)

YR	CLUB	W-L	ERA	G	GS	CG	SHO	SV	IP	H	R	ER	HR	HB	BB	SO	WP	BK
22	DSL Mets 1 (R)	4-3	4.78	18	0	0	0	3	26.1	29	19	14	1	0	9	30	2	0

RODRÍGUEZ, JORGE RIGHT-HANDED PITCHER

HT: 6-3 WT: 180 B/T: R/R

BORN: 12/18/01 in Santiago de los Caballeros, Dominican Republic**RESIDES:** Santiago de los Caballeros, Dominican Republic**SIGNING SCOUT:** Kelvin Dominguez**ACQUIRED (SIGNED):** Signed as a non-drafted free agent in 2019 (7/2/19)

YR	CLUB	W-L	ERA	G	GS	CG	SHO	SV	IP	H	R	ER	HR	HB	BB	SO	WP	BK
21	DSL Mets 2 (R)	0-0	0.00	2	0	0	0	0	3.0	1	0	0	0	0	3	2	2	0
22	DSL Mets 1 (R)	2-0	6.08	6	2	0	0	0	13.1	18	11	9	0	3	5	8	5	0
	DSL Mets 2 (R)	0-2	6.65	8	7	0	0	0	23.0	25	23	17	1	1	11	30	7	0
Minor League Totals		2-2	5.95	16	9	0	0	0	39.1	44	34	26	1	4	19	40	14	0

RODRÍGUEZ, JOSÉ RIGHT-HANDED PITCHER

HT: 6-0 WT: 180 B/T: R/R

BORN: 10/12/99 in Vineland, NJ**RESIDES:** Vineland, NJ**SIGNING SCOUT:** Kelvin Dominguez**ACQUIRED (SIGNED):** Signed as a non-drafted free agent in 2022 (8/6/22)**RODRÍGUEZ, LUIS A.** RIGHT-HANDED PITCHER

HT: 6-4 WT: 175 B/T: R/R

BORN: 2/27/03 in Santo Domingo, Dominican Republic**RESIDES:** Santo Domingo, Dominican Republic**SIGNING SCOUT:** Oliver Dominguez**ACQUIRED (SIGNED):** Signed as a non-drafted free agent in 2021 (3/24/21)

YR	CLUB	W-L	ERA	G	GS	CG	SHO	SV	IP	H	R	ER	HR	HB	BB	SO	WP	BK
21	DSL Mets 1 (R)	3-1	2.29	14	1	0	0	3	19.2	10	5	5	0	5	11	24	6	0
	DSL Mets 2 (R)	0-0	3.18	2	0	0	0	0	5.2	5	2	2	0	0	2	10	2	0
22	FCL Mets (R)	3-2	1.41	16	0	0	0	0	32.0	20	14	5	2	1	14	37	1	1
Minor League Totals		6-3	1.88	32	1	0	0	3	57.1	35	21	12	2	6	27	71	9	1

RODRÍGUEZ, LUIS R. LEFT-HANDED PITCHER

HT: 6-2 WT: 219 B/T: L/L

BORN: 12/3/02 in Santiago, Dominican Republic**RESIDES:** Santiago, Dominican Republic**SIGNING SCOUT:** Kelvin Dominguez**ACQUIRED (SIGNED):** Signed as a non-drafted free agent in 2019 (7/2/19)

YR	CLUB	W-L	ERA	G	GS	CG	SHO	SV	IP	H	R	ER	HR	HB	BB	SO	WP	BK
21	FCL Mets (R)	0-1	1.69	4	2	0	0	0	5.1	2	4	1	0	3	3	11	0	0
	St. Lucie (A)	0-1	7.71	3	2	0	0	0	7.0	10	6	6	1	2	2	5	1	0
22	DID NOT PITCH - INJURED																	
Minor League Totals		0-2	5.11	7	4	0	0	0	12.1	12	10	7	1	5	5	16	1	0

RODRÍGUEZ, MANNY INFIELDER

HT: 5-10 WT: 166 B/T: R/R

BORN: 7/4/96 in Brooklyn, NY

HIGH SCHOOL: Calvert Hall HS (MD)

RESIDES: Brooklyn, NY

COLLEGE: University of Cincinnati

SIGNING SCOUT: Jarrett England

ACQUIRED (SIGNED): Mets 10th-round pick in the 2018 First-Year Player Draft (6/15/18)

CAREER NOTES

2019...Named a Florida State League mid-season All-Star with St. Lucie.

YR	CLUB	AVG	G	AB	R	H	2B	3B	HR	RBI	SH	SF	HB	BB	SO	SB	CS	SLG	OBP	E
18	Brooklyn (A)	.236	51	174	19	41	8	2	2	18	1	1	2	14	58	5	2	.339	.298	12
19	St. Lucie (A+)	.242	114	380	38	92	20	2	1	35	1	1	4	36	116	14	10	.313	.314	26
21	GCL Mets (R)	.000	3	10	0	0	0	0	0	0	0	0	0	0	8	0	0	.000	.000	0
	Binghamton (AA)	.210	70	224	30	47	9	0	6	26	2	2	6	15	87	2	3	.330	.275	16
22	Binghamton (AA)	.167	31	108	12	18	8	1	3	7	0	1	1	4	48	1	0	.343	.202	3
	Syracuse (AAA)	.216	11	37	2	8	0	0	2	4	0	0	1	12	1	0	.378	.237	3	
Minor League Totals		.221	284	933	101	206	45	5	14	90	4	5	13	70	329	23	15	.325	.283	60

RODRÍGUEZ, MARCOS LEFT-HANDED PITCHER

HT: 6-3 WT: 175 B/T: L/L

BORN: 10/28/2002 in Fantino, Dominican Republic

RESIDES: Villa La Mata, Dominican Republic

SIGNING SCOUT: Kelvin Dominguez

ACQUIRED (SIGNED): Signed as a non-drafted free agent in 2021 (4/8/21)

YR	CLUB	W-L	ERA	G	GS	CG	SHO	SV	IP	H	R	ER	HR	HB	BB	SO	WP	BK
21	DSL Mets 1 (R)	2-1	7.33	20	0	0	0	0	27.0	28	26	22	1	1	23	34	14	0
	DSL Mets 2 (R)	0-0	13.50	1	0	0	0	0	1.1	3	2	2	0	0	2	0	0	
22	DSL Mets 1 (R)	1-0	6.97	8	0	0	0	0	10.1	10	13	8	1	1	13	12	5	0
	DSL Mets 2 (R)	1-0	7.50	9	0	0	0	0	12.0	13	12	10	1	5	16	17	7	0
Minor League Totals		4-1	7.46	38	0	0	0	0	50.2	54	53	42	3	7	52	65	26	0

RODRÍGUEZ, ORANGEL CATCHER

HT: 6-2 WT: 180 B/T: R/R

BORN: 4/1/05 in Valencia, Venezuela

RESIDES: Naguanagua, Venezuela

SIGNING SCOUT: Andres Nunez

ACQUIRED (SIGNED): Signed as a non-drafted free agent in 2022 (1/15/22)

YR	CLUB	AVG	G	AB	R	H	2B	3B	HR	RBI	SH	SF	HB	BB	SO	SB	CS	SLG	OBP	E
22	DSL Mets 1 (R)	.286	6	21	1	6	0	0	1	5	0	0	0	1	5	0	0	.429	.318	0
	DSL Mets 2 (R)	.286	7	14	2	4	0	0	1	5	0	1	0	2	2	0	0	.500	.353	1
Minor League Totals		.286	13	35	3	10	0	0	2	10	0	1	0	3	7	0	0	.457	.333	1

ROJAS, OSCAR RIGHT-HANDED PITCHER

HT: 5-11 WT: 224 B/T: R/R

BORN: 5/5/99 in Guanajuato, Mexico

RESIDES: Guanajuato, Mexico

SIGNING SCOUT: Gabriel Low

ACQUIRED (SIGNED): Signed as a non-drafted free agent in 2017 (5/23/17)

CAREER NOTES

2021...Was named Southeast Pitcher of the Month in June and Southeast Pitcher of the Week (6/06/21) while with St. Lucie.

YR	CLUB	W-L	ERA	G	GS	CG	SHO	SV	IP	H	R	ER	HR	HB	BB	SO	WP	BK	
17	DSL Mets 2 (R)	1-2	2.18	7	7	0	0	0	33.0	27	9	8	0	0	2	35	3	0	
18	GCL Mets (R)	3-3	3.83	8	7	0	0	0	42.1	34	19	18	1	1	12	40	4	0	
	Kingsport (R)	0-2	6.75	2	2	0	0	0	8.0	11	7	6	2	0	3	2	0	0	
19	DID NOT PLAY - INJURED																		
21	St. Lucie (A)	6-3	3.66	15	14	3	2	0	83.2	71	36	34	7	6	25	81	5	0	
	Brooklyn (A+)	0-4	7.23	6	6	0	0	0	23.2	34	23	19	6	2	13	15	0	0	
22	Brooklyn (A+)	5-4	4.22	17	10	0	0	0	53.1	61	29	25	4	1	16	50	2	0	
	Binghamton (A)	0-1	27.00	2	1	0	0	0	1.0	4	4	3	0	0	1	0	0	0	
Minor League Totals		15-19	4.15	57	47	3	2	0	245.0	242	127	113	20	10	72	223	14	0	

ROSA, JEFFRY OUTFIELDER

HT: 6-1 WT: 190 B/T: R/R

BORN: 9/11/04 in Santo Domingo, Dominican Republic

RESIDES: Santo Domingo, Dominican Republic

SIGNING SCOUT: Moises De La Mota

ACQUIRED (SIGNED): Signed as a non-drafted free agent in 2022 (1/15/22)

YR	CLUB	AVG	G	AB	R	H	2B	3B	HR	RBI	SH	SF	HB	BB	SO	SB	CS	SLG	OBP	E
22	DSL Mets 2 (R)	.216	33	97	11	21	6	0	3	8	0	0	7	7	47	3	1	.371	.315	0

ROSARIO, WANDER RIGHT-HANDED PITCHER

HT: 6-7 WT: 185 B/T: R/R

BORN: 7/6/04 in Santo Domingo, Dominican Republic

RESIDES: Santo Domingo, Dominican Republic

SIGNING SCOUT: Kelvin Dominguez

ACQUIRED (SIGNED): Signed as a non-drafted free agent in 2022 (5/24/22)

YR	CLUB	W-L	ERA	G	GS	CG	SHO	SV	IP	H	R	ER	HR	HB	BB	SO	WP	BK
22	DSL Mets 1 (R)	1-1	18.69	5	0	0	0	0	4.1	7	13	9	1	0	11	6	0	0
	DSL Mets 2 (R)	1-1	14.21	7	0	0	0	0	6.1	7	12	10	0	1	13	4	3	1
Minor League Totals		2-2	16.03	12	0	0	0	0	10.2	14	25	19	1	1	24	10	3	1

ROSS, DYLAN RIGHT-HANDED PITCHER

HT: 6-5 WT: 215 B/T: R/R

BORN: 9/1/00 in Statesboro, GA

RESIDES: Tampa, FL

SIGNING SCOUT: Marlin McPhail

ACQUIRED (SIGNED): Mets 13th-round pick in the 2022 First-Year Player Draft (8/1/22)

HIGH SCHOOL: Georgia Premier Academy

COLLEGE: University of Georgia

RUBIO, ADRIAN OUTFIELDER

HT: 6-2 WT: 175 B/T: S/R

BORN: 12/10/02 in Santo Domingo, Dominican Republic

RESIDES: Santo Domingo, Dominican Republic

SIGNING SCOUT: Gerardo Cabrera

ACQUIRED (SIGNED): Signed as a non-drafted free agent in 2019 (11/15/19)

YR	CLUB	AVG	G	AB	R	H	2B	3B	HR	RBI	SH	SF	HB	BB	SO	SB	CS	SLG	OBP	E
22	FCL Mets (R)	.227	9	22	3	5	2	0	0	1	0	0	2	4	11	1	1	.318	.393	3

RUDICK, MATT OUTFIELDER

HT: 5-7 WT: 172 B/T: L/L

BORN: 7/2/98 in San Diego, CA

RESIDES: San Diego, CA

SIGNING SCOUT: Glenn Walker

ACQUIRED (SIGNED): Mets 13th-round pick in the 2021 First-Year Player Draft (7/24/21)

HIGH SCHOOL: Scripps Ranch HS (CA)

COLLEGE: San Diego State University

CAREER NOTES

College...Was named a 2021 NCBWA Third-Team All-American, 2021 ABCA/Rawlings Second-Team All-West Region Honoree and a 2021 First-Team All-Mountain West Selection...Earned a 2019 & 2020 All-Mountain West Selection.

YR	CLUB	AVG	G	AB	R	H	2B	3B	HR	RBI	SH	SF	HB	BB	SO	SB	CS	SLG	OBP	E
21	FCL Mets (R)	.303	21	76	17	23	2	3	1	12	0	0	1	12	11	6	0	.447	.404	0
22	FCL Mets (R)	.000	1	3	0	0	0	0	0	0	0	0	0	1	2	0	0	.000	.250	0
	St. Lucie (A)	.000	1	0	0	0	0	0	0	0	0	0	0	0	0	0	0	.000	.000	0
	Brooklyn (A+)	.243	83	300	50	73	18	4	3	28	0	5	16	45	58	17	5	.360	.366	0
	Syracuse (AAA)	.133	5	15	3	2	1	0	0	0	0	0	1	2	3	0	0	.200	.278	0
Minor League Totals		.249	111	394	70	98	21	7	4	40	0	5	18	60	74	23	5	.368	.369	0

RUIZ, AGUSTIN OUTFIELDER

HT: 6-2 WT: 215 B/T: L/R

BORN: 9/23/99 in Villahermosa, Mexico**RESIDES:** Villahermosa, Mexico**SIGNING SCOUT:** San Diego**ACQUIRED (SIGNED):** Claimed off waivers from Fort Wayne in 2022 (12/7/22)

YR	CLUB	AVG	G	AB	R	H	2B	3B	HR	RBI	SH	SF	HB	BB	SO	SB	CS	SLG	OBP	E
17	AZL Padres (R)	.208	18	53	10	11	2	1	0	3	0	1	1	7	22	1	1	.283	.306	1
18	AZL Padres (R)	.290	53	193	39	56	11	10	1	28	0	1	3	27	66	2	3	.466	.384	3
	Tri-City (A)	.200	2	10	1	2	0	0	0	0	0	0	0	5	0	0	0	.200	.200	0
	Fort Wayne (A)	.267	4	15	2	4	3	0	0	2	0	0	0	2	5	0	0	.467	.353	1
19	Fort Wayne (A)	.239	120	443	49	106	26	2	4	55	1	9	6	51	127	2	1	.334	.320	3
21	Fort Wayne (A+)	.253	72	281	51	71	15	0	15	56	0	3	4	36	93	3	3	.466	.343	2
	San Antonio (AA)	.194	35	134	19	26	3	0	6	20	0	1	3	7	42	0	0	.351	.248	0
22	Fort Wayne (A+)	.224	63	210	33	47	12	1	8	30	0	3	10	24	54	1	0	.405	.328	0
	San Antonio (AA)	.237	23	76	13	18	3	1	2	9	0	1	2	12	23	2	0	.382	.352	0
Minor League Totals		.241	390	1415	217	341	75	15	36	204	1	19	29	166	437	11	8	.392	.329	10

SALAZAR, EDUARDO OUTFIELDER

HT: 6-3 WT: 227 B/T: R/R

BORN: 12/15/00 in Barcelona, Venezuela**RESIDES:** Anzoategui, Venezuela**SIGNING SCOUT:** Nestor Moreno**ACQUIRED (SIGNED):** Signed as a non-drafted free agent in 2017 (7/2/17)

YR	CLUB	AVG	G	AB	R	H	2B	3B	HR	RBI	SH	SF	HB	BB	SO	SB	CS	SLG	OBP	E
18	DSL Mets 1 (R)	.193	20	57	9	11	1	0	0	3	1	2	0	8	18	0	2	.211	.284	1
	DSL Mets 2 (R)	.354	22	82	12	29	2	1	0	9	0	1	0	9	19	2	0	.402	.413	1
19	GCL Mets (R)	.241	19	58	9	14	1	0	1	7	0	2	4	3	14	1	1	.310	.313	0
21	FCL Mets (R)	.308	25	78	11	24	7	0	1	11	0	1	6	5	15	2	0	.436	.389	1
22	FCL Mets (R)	.270	11	37	4	10	0	1	1	4	0	0	0	3	6	1	0	.405	.325	1
	St. Lucie (A)	.228	29	92	6	21	2	1	2	5	0	0	3	5	29	0	1	.337	.290	2
Minor League Totals		.270	126	404	51	109	13	3	5	39	1	6	13	33	101	6	4	.354	.340	6

SANTANA, ERIC OUTFIELDER

HT: 6-0 WT: 180 B/T: S/R

BORN: 11/2/02 in San Cristóbal, Dominican Republic**RESIDES:** San Cristóbal, Dominican Republic**SIGNING SCOUT:** Wilson Peralta**ACQUIRED (SIGNED):** Signed as a non-drafted free agent in 2019 (7/2/19)

YR	CLUB	AVG	G	AB	R	H	2B	3B	HR	RBI	SH	SF	HB	BB	SO	SB	CS	SLG	OBP	E
21	DSL Mets 2 (R)	.172	24	64	8	11	2	1	2	7	0	1	0	14	29	1	1	.328	.316	0
22	FCL Mets (R)	.151	31	86	11	13	1	0	2	13	0	0	0	16	41	3	0	.233	.284	1
Minor League Totals		.160	55	150	19	24	3	1	4	20	0	1	0	30	70	4	1	.273	.298	0

SANTIAGO, CHRIS RIGHT-HANDED PITCHER

HT: 6-2 WT: 215 B/T: R/R

BORN: 6/18/01 in Walnut Creek, CA**RESIDES:** Walnut Creek, CA**COLLEGE:** Saint Mary's College (CA)**SIGNING SCOUT:** Rich Morales**ACQUIRED (SIGNED):** Mets 18th-round pick in the 2022 First-Year Player Draft (8/1/22)

YR	CLUB	W-L	ERA	G	GS	CG	SHO	SV	IP	H	R	ER	HR	HB	BB	SO	WP	BK
22	FCL Mets (R)	0-0	0.00	3	0	0	0	0	3.0	0	0	0	0	0	3	2	0	0

SANTOS, JUNIOR RIGHT-HANDED PITCHER

HT: 6-7 WT: 244 B/T: R/R

BORN: 8/16/01 in Santiago, Dominican Republic**RESIDES:** Santiago, Dominican Republic**SIGNING SCOUT:** Anderson Taveras**ACQUIRED (SIGNED):** Signed as a non-drafted free agent in 2018 (6/2/18)

YR	CLUB	W-L	ERA	G	GS	CG	SHO	SV	IP	H	R	ER	HR	HB	BB	SO	WP	BK
18	GCL Mets (R)	0-0	0.00	3	0	0	0	0	5.0	4	0	0	0	0	0	3	0	0
	DSL Mets 1 (R)	1-1	2.80	11	10	0	0	0	45.0	35	15	14	1	4	6	36	4	0
19	Kingsport (R)	0-5	5.09	14	14	0	0	0	40.2	46	29	23	4	6	25	36	5	0
21	St. Lucie (A)	6-6	4.59	21	16	2	0	0	96.0	108	60	49	8	8	38	79	6	3
22	Brooklyn (A+)	8-13	4.47	26	23	0	0	0	116.2	126	67	58	4	2	44	105	5	2
Minor League Totals		15-25	4.27	75	63	2	0	0	303.1	319	171	144	17	20	113	259	20	5

SARMIENTO, DANGELO INFIELDER

HT: 6-2 WT: 160 B/T: R/R

BORN: 1/4/05 in Valencia, Venezuela**RESIDES:** Valencia, Venezuela**SIGNING SCOUT:** Andres Nunez**ACQUIRED (SIGNED):** Signed as a non-drafted free agent in 2022 (1/15/22)

YR	CLUB	AVG	G	AB	R	H	2B	3B	HR	RBI	SH	SF	HB	BB	SO	SB	CS	SLG	OBP	E
22	DSL Mets 1 (R)	.296	32	108	21	32	5	1	1	16	0	3	2	13	21	9	3	.389	.373	11
	DSL Mets 2 (R)	.250	2	4	0	1	1	0	0	0	0	0	1	0	1	0	1	.500	.400	1
Minor League Totals		.295	34	112	21	33	6	1	1	16	0	3	3	13	22	9	4	.393	.374	12

SAUNDERS, WARREN INFIELDER

HT: 6-3 WT: 205 B/T: R/R

BORN: 12/15/98 in Grand Bahama, Bahamas**RESIDES:** Grand Bahama, Bahamas**SIGNING SCOUT:** Hector Rincones**ACQUIRED (SIGNED):** Signed as a non-drafted free agent in 2018 (8/29/18)**COLLEGE:** Miami Dade College (FL)

YR	CLUB	AVG	G	AB	R	H	2B	3B	HR	RBI	SH	SF	HB	BB	SO	SB	CS	SLG	OBP	E
19	GCL Mets (R)	.323	33	127	25	41	5	0	1	20	1	2	7	10	23	3	0	.386	.397	4
21	St. Lucie (A)	.249	93	337	51	84	8	2	3	44	0	4	8	29	75	1	2	.312	.320	14
22	St. Lucie (A)	.237	22	76	12	18	6	0	1	6	0	0	2	7	19	0	0	.355	.318	1
	Brooklyn (A+)	.189	33	106	10	20	6	1	1	4	0	0	2	8	32	0	1	.292	.259	5
	Syracuse (AAA)	.176	5	17	0	3	0	0	0	2	0	0	0	9	0	0	0	.176	.176	1
Minor League Totals		.250	186	663	98	166	25	3	6	76	1	6	19	54	158	4	3	.324	.322	25

SCHWARTZ, JT INFIELDER

HT: 6-4 WT: 215 B/T: L/R

BORN: 12/17/99 in Newport Beach, CA**RESIDES:** Corona Del Mar, CA**SIGNING SCOUT:** Rusty McNamara**ACQUIRED (SIGNED):** Mets fourth-round pick in the 2021 First-Year Player Draft (7/18/21)**HIGH SCHOOL:** Corona del Mar HS (CA)**COLLEGE:** UCLA**CAREER NOTES****College...**Named 2021 All-American, 2021 ABCA All-West Region, 2021 Pac-12 Batting Champion, 2021 Pac-12 All-Conference Team, 2021 Lubbock Regional All-Tournament Team and 2021 CoSIDA Academic All-District Team.

YR	CLUB	AVG	G	AB	R	H	2B	3B	HR	RBI	SH	SF	HB	BB	SO	SB	CS	SLG	OBP	E
21	St. Lucie (A)	.195	25	82	9	16	5	0	0	8	0	2	3	13	12	2	0	.256	.320	4
22	Brooklyn (A+)	.273	109	400	57	109	25	4	6	49	0	2	7	46	89	3	3	.400	.356	9
Minor League Totals		.259	134	482	66	125	30	4	6	57	0	4	10	59	101	5	3	.376	.350	13

SCOTT, CHRISTIAN RIGHT-HANDED PITCHER

HT: 6-4 WT: 207 B/T: R/R

BORN: 6/15/99 in Coconut Creek, FL

HIGH SCHOOL: Calvary Christian Academy (FL)

RESIDES: Pompano Beach, FL

COLLEGE: University of Florida

SIGNING SCOUT: Jon Updike

ACQUIRED (SIGNED): Mets fifth-round pick in the 2021 First-Year Player Draft (7/17/21)

CAREER NOTES

College...Earned 2021 SEC Academic Honor Roll, 2020 SEC Academic Honor Roll and 2019 SEC First-Year Academic Honor Roll...Was named 2019 SEC Freshman of the Week (April 1).

YR	CLUB	W-L	ERA	G	GS	CG	SHO	SV	IP	H	R	ER	HR	HB	BB	SO	WP	BK
21	FCL Mets (R)	0-0	3.00	3	0	0	0	0	3.0	3	1	1	0	0	1	1	0	0
22	St. Lucie (A)	3-3	4.82	12	4	1	0	0	37.1	40	21	20	2	4	12	52	3	0
	Brooklyn (A+)	0-0	3.80	6	5	0	0	0	21.1	21	9	9	0	1	10	25	2	0
Minor League Totals		3-3	4.38	21	9	1	0	0	61.2	64	31	30	2	5	23	78	5	0

SCOTTI, CLAUDIO RIGHT-HANDED PITCHER

HT: 6-4 WT: 219 B/T: R/R

BORN: 7/8/98 in Rome, Italy

RESIDES: Rome, Italy

SIGNING SCOUT: Tom Gillespie (Pittsburgh)

ACQUIRED (SIGNED): Signed as a minor league free agent in 2021 (10/2/21)

CAREER NOTES

Personal...Represented Italy in the 2021 European Championships...Tossed 5.0 hitless innings with nine strikeouts against Greece...Pitched in the Italian Baseball League (2018-2020).

YR	CLUB	W-L	ERA	G	GS	CG	SHO	SV	IP	H	R	ER	HR	HB	BB	SO	WP	BK
16	GCL Pirates (R)	0-1	3.18	5	0	0	0	0	5.2	6	4	2	0	0	4	4	0	0
17	GCL Pirates (R)	1-1	2.70	8	0	0	0	0	13.1	12	7	4	1	0	10	5	7	0
18	Citta (ITSA)	0-0	5.25	9	0	0	0	0	12.0	17	8	7	0	0	8	15	0	0
19	Bologna (ITSA)	2-0	4.20	9	1	0	0	0	15.0	10	9	7	0	0	14	21	4	0
20	Bologna (ITSA)	1-2	3.98	13	2	0	0	0	20.1	17	9	9	1	0	18	25	4	0
21									DID NOT PITCH									
22	FCL Mets (R)	1-0	7.59	5	2	0	0	0	10.2	8	10	9	0	0	12	13	2	0
Minor League Totals		2-2	4.55	18	2	0	0	0	29.2	26	21	15	1	0	26	22	9	0
Italian League Totals		3-2	4.37	31	3	0	0	0	47.1	44	26	23	1	0	40	61	8	0

SEIJAS, FRELIAANDERSON RIGHT-HANDED PITCHER

HT: 6-1 WT: 160 B/T: R/R

BORN: 2/10/05 in San Juan de los Morros, Venezuela

RESIDES: San Juan de los Morros, Venezuela

SIGNING SCOUT: Andres Nunez

ACQUIRED (SIGNED): Signed as a non-drafted free agent in 2022 (1/15/22)

YR	CLUB	W-L	ERA	G	GS	CG	SHO	SV	IP	H	R	ER	HR	HB	BB	SO	WP	BK
22	DSL Mets 1 (R)	0-0	7.24	11	0	0	0	1	13.2	18	11	11	1	1	6	17	5	0
	DSL Mets 2 (R)	1-0	2.25	4	0	0	0	0	4.0	1	1	1	0	1	2	5	0	0
Minor League Totals		1-0	6.11	15	0	0	0	1	17.2	19	12	12	1	2	8	22	5	0

SENGER, HAYDEN CATCHER**MAJOR LEAGUE INVITE****SEQUERA, JOSÉ** RIGHT-HANDED PITCHER

HT: 6-2 WT: 160 B/T: R/R

BORN: 11/24/04 in Bejuma, Venezuela

RESIDES: Bejuma, Venezuela

SIGNING SCOUT: Andres Nunez

ACQUIRED (SIGNED): Signed as a non-drafted free agent in 2022 (1/15/22)

YR	CLUB	W-L	ERA	G	GS	CG	SHO	SV	IP	H	R	ER	HR	HB	BB	SO	WP	BK
22	DSL Mets 1 (R)	0-0	36.00	1	0	0	0	0	1.0	0	4	4	0	1	4	1	1	0
	DSL Mets 2 (R)	0-1	13.50	4	0	0	0	0	2.0	5	3	3	0	0	5	3	6	1
Minor League Totals		0-1	21.00	5	0	0	0	0	3.0	5	9	7	0	1	9	4	7	1

SILVA, DANIEL CATCHER

HT: 6-2 WT: 200 B/T: S/R

BORN: 1/12/05 in Caracas, Venezuela**RESIDES:** Caracas, Venezuela**SIGNING SCOUT:** Robert Espejo**ACQUIRED (SIGNED):** Signed as a non-drafted free agent in 2022 (1/15/22)

YR	CLUB	AVG	G	AB	R	H	2B	3B	HR	RBI	SH	SF	HB	BB	SO	SB	CS	SLG	OBP	E
22	DSL Mets 1 (R)	.250	7	12	1	3	0	0	0	0	0	0	0	3	5	0	0	.250	.400	0

SMITH, D'ANDRE INFIELDER

HT: 5-9 WT: 180 B/T: R/R

BORN: 5/10/01 in San Diego, CA**RESIDES:** Diamond Bar, CA**SIGNING SCOUT:** Rusty McNamara**ACQUIRED (SIGNED):** Mets fifth-round pick in the 2022 First-Year Player Draft (8/1/22)

YR	CLUB	AVG	G	AB	R	H	2B	3B	HR	RBI	SH	SF	HB	BB	SO	SB	CS	SLG	OBP	E
22	FCL Mets (R)	.000	2	7	0	0	0	0	0	0	0	0	0	1	2	0	0	.000	.125	1
	St. Lucie (A)	.256	13	43	10	11	3	1	2	6	0	1	2	3	13	1	1	.512	.327	2
Minor League Totals		.220	15	50	10	11	3	1	2	6	0	1	2	4	15	1	1	.440	.298	3

STEWART, DJ OUTFIELDER**MAJOR LEAGUE INVITE****STUART, TYLER RIGHT-HANDED PITCHER**

HT: 6-9 WT: 250 B/T: R/R

BORN: 10/8/99 in Kankakee, IL**RESIDES:** Santa Rosa Beach, FL**SIGNING SCOUT:** Jet Butler**ACQUIRED (SIGNED):** Mets sixth-round pick in the 2022 First-Year Player Draft (8/1/22)

YR	CLUB	W-L	ERA	G	GS	CG	SHO	SV	IP	H	R	ER	HR	HB	BB	SO	WP	BK
22	FCL Mets (R)	0-0	0.00	1	1	0	0	0	1.0	0	0	0	0	1	0	1	1	0
	St. Lucie (A)	0-0	13.50	2	1	0	0	0	2.2	4	4	4	0	1	3	6	2	0
Minor League Totals		0-0	9.82	3	2	0	0	0	3.2	4	4	4	0	2	3	7	3	0

SUAREZ, JOANDER RIGHT-HANDED PITCHER

HT: 6-3 WT: 253 B/T: R/R

BORN: 2/27/00 in Cumana, Venezuela**RESIDES:** Cumana, Venezuela**SIGNING SCOUT:** Carlos Perez**ACQUIRED (SIGNED):** Signed to a minor league contract in 2018 (5/14/18)

YR	CLUB	W-L	ERA	G	GS	CG	SHO	SV	IP	H	R	ER	HR	HB	BB	SO	WP	BK
18	DSL Mets 1 (R)	0-1	5.40	4	3	0	0	0	11.2	15	7	7	0	0	3	12	0	0
	DSL Mets 2 (R)	0-0	3.00	4	1	0	0	0	9.0	1	3	3	0	1	2	7	1	0
19	GCL Mets (R)	1-0	1.79	11	8	0	0	0	40.1	27	8	8	1	3	16	47	6	0
21	St. Lucie (A)	0-3	7.66	6	6	0	0	0	24.2	28	23	21	3	1	16	26	7	1
22	FCL Mets (R)	1-1	3.97	6	3	0	0	0	11.1	13	6	5	2	0	3	12	3	2
	St. Lucie (A)	0-2	7.20	4	2	0	0	0	10.0	17	10	8	0	1	6	13	1	2
Minor League Totals		2-7	4.37	35	23	0	0	0	107.0	101	57	52	6	6	46	117	18	5

SUBERO, JOSÉ INFIELDER

HT: 6-0 WT: 160 B/T: R/R

BORN: 3/8/05 in Porlamar, Venezuela**RESIDES:** Porlamar, Venezuela**SIGNING SCOUT:** Manny Lopez**ACQUIRED (SIGNED):** Signed as a minor league free agent in 2022 (10/28/22)**SUERO, CHRISTOPHER CATCHER**

HT: 6-0 WT: 205 B/T: R/R

BORN: 1/27/04 in Bronx, NY**RESIDES:** Peravia, Dominican Republic**SIGNING SCOUT:** Wilson Peralta**ACQUIRED (SIGNED):** Signed as a minor league free agent in 2022 (3/8/22)

YR	CLUB	AVG	G	AB	R	H	2B	3B	HR	RBI	SH	SF	HB	BB	SO	SB	CS	SLG	OBP	E
22	DSL Mets 1 (R)	.204	38	98	23	20	7	0	1	12	0	0	4	25	29	4	2	.306	.386	8

SUOZZI, JOE OUTFIELDER

HT: 6-3 WT: 216 B/T: R/R

BORN: 2/28/98 in Glen Cove, NY

HIGH SCHOOL: Chaminate HS (NY)

RESIDES: Glen Cove, NY

COLLEGE: Boston College

SIGNING SCOUT: John Kosciak

ACQUIRED (SIGNED): Signed as a non-drafted free agent in 2020 (6/15/20)

YR	CLUB	AVG	G	AB	R	H	2B	3B	HR	RBI	SH	SF	HB	BB	SO	SB	CS	SLG	OBP	E
21	St. Lucie (A)	.292	30	113	21	33	4	0	2	17	0	1	5	10	33	13	0	.381	.372	1
	Brooklyn (A+)	.175	23	57	7	10	3	2	1	6	0	0	2	5	27	1	0	.351	.266	1
22	Brooklyn (A+)	.221	75	231	34	51	7	4	8	32	0	1	12	24	86	8	4	.390	.325	5
Minor League Totals		.234	128	401	62	94	14	6	11	55	0	2	19	39	146	22	4	.382	.330	7

TAVAREZ, SAMMY RIGHT-HANDED PITCHER

HT: 6-7 WT: 260 B/T: R/R

BORN: 10/20/98 in Santo Domingo, Dominican Republic

RESIDES: Santo Domingo, Dominican Republic

SIGNING SCOUT: Harold Herrera

ACQUIRED (SIGNED): Signed as a non-drafted free agent in 2020 (7/2/20)

YR	CLUB	W-L	ERA	G	GS	CG	SHO	SV	IP	H	R	ER	HR	HB	BB	SO	WP	BK
21	St. Lucie (A)	0-2	5.81	24	0	0	0	1	31.0	22	22	20	1	6	34	52	4	0
22	Brooklyn (A+)	3-1	2.88	32	0	0	0	5	40.2	19	18	13	1	5	33	56	11	1
Minor League Totals		3-3	4.14	56	0	0	0	6	71.2	41	40	33	2	11	67	108	15	1

TEBRAKE, DYLAN RIGHT-HANDED PITCHER

HT: 6-3 WT: 225 B/T: R/R

BORN: 7/13/99 in St. Cloud, MN

RESIDES: Sauk Rapids, MN

SIGNING SCOUT: Scott Thomas

ACQUIRED (SIGNED): Mets eighth-round pick in the 2022 First-Year Player Draft (8/1/22)

YR	CLUB	W-L	ERA	G	GS	CG	SHO	SV	IP	H	R	ER	HR	HB	BB	SO	WP	BK
22	FCL Mets (R)	0-0	0.00	2	1	0	0	0	2.0	2	0	0	0	0	0	2	0	0
	St. Lucie (A)	0-0	0.00	2	0	0	0	0	2.2	3	0	0	0	0	0	6	0	0
Minor League Totals		0-0	0.00	4	1	0	0	0	4.2	5	0	0	0	0	0	8	0	0

THOMAS, RHYLAN OUTFIELDER

HT: 6-0 WT: 170 B/T: L/L

BORN: 4/15/00 in Ventura, CA

RESIDES: Newbury Park, CA

SIGNING SCOUT: Rusty McNamara

ACQUIRED (SIGNED): Mets 11th-round pick in the 2022 First-Year Player Draft (8/1/22)

YR	CLUB	AVG	G	AB	R	H	2B	3B	HR	RBI	SH	SF	HB	BB	SO	SB	CS	SLG	OBP	E
22	FCL Mets (R)	.257	10	35	5	9	1	0	0	2	0	0	1	5	2	2	1	.286	.366	1
	St. Lucie (A)	.077	6	13	1	1	0	0	0	1	0	0	0	3	3	0	0	.077	.250	0
Minor League Totals		.208	16	48	6	10	1	0	0	2	1	0	1	8	5	2	1	.229	.333	1

TIDWELL, BLADE RIGHT-HANDED PITCHER

HT: 6-4 WT: 207 B/T: R/R

BORN: 6/8/01 in Columbia, TN

RESIDES: Loretto, TN

SIGNING SCOUT: Nathan Beuster

ACQUIRED (SIGNED): Mets second-round pick in the 2022 First-Year Player Draft (7/27/22)

YR	CLUB	W-L	ERA	G	GS	CG	SHO	SV	IP	H	R	ER	HR	HB	BB	SO	WP	BK
22	FCL Mets (R)	0-0	0.00	1	1	0	0	0	1.0	0	0	0	0	0	1	2	1	0
	St. Lucie (A)	0-1	2.16	4	4	0	0	0	8.1	4	2	2	0	2	6	9	0	0
Minor League Totals		0-1	1.93	5	5	0	0	0	9.1	4	2	2	0	2	7	11	1	0

TILIEN, JUNIOR INFIELDER

HT: 6-1 WT: 202 B/T: R/R

BORN: 9/9/02 in San Pedro de Macoris, Dominican Republic

RESIDES: San Pedro de Macoris, Dominican Republic

SIGNING SCOUT: Moises De La Mota

ACQUIRED (SIGNED): Signed as a non-drafted free agent in 2019 (7/2/19)

YR	CLUB	AVG	G	AB	R	H	2B	3B	HR	RBI	SH	SF	HB	BB	SO	SB	CS	SLG	OBP	E
21	FCL Mets (R)	.165	32	103	11	17	7	0	0	7	0	1	2	6	24	0	0	.233	.323	7
22	St. Lucie (A)	.248	84	323	44	80	13	1	12	44	0	0	0	30	81	3	0	.406	.312	14
Minor League Totals		.228	116	426	55	97	20	1	12	51	0	1	2	36	105	3	0	.364	.290	21

TOLEDO, FRANCISCO CATCHER

HT: 5-10 WT: 160 B/T: R/R

BORN: 4/23/05 in Maracay, Venezuela

RESIDES: Maracay, Venezuela

SIGNING SCOUT: Andres Nunez

ACQUIRED (SIGNED): Signed as a non-drafted free agent in 2022 (1/15/22)

YR	CLUB	AVG	G	AB	R	H	2B	3B	HR	RBI	SH	SF	HB	BB	SO	SB	CS	SLG	OBP	E
22	DSL Mets 2 (R)	.293	15	41	9	12	1	1	1	6	0	0	1	4	7	4	1	.439	.370	2

TONG, JONAH RIGHT-HANDED PITCHER

HT: 6-1 WT: 180 B/T: R/R

BORN: 6/19/03 in Markham, Ontario, Canada

HIGH SCHOOL: Georgia Premier Academy

RESIDES: Markham, Ontario, Canada

SIGNING SCOUT: Marlin McPhail

ACQUIRED (SIGNED): Mets seventh-round pick in the 2022 First-Year Player Draft (8/1/22)

VALDEZ, KRISPPY RIGHT-HANDED PITCHER

HT: 6-9 WT: 215 B/T: R/R

BORN: 11/23/2003 in San Pedro de Macoris, Dominican Republic

RESIDES: San Pedro de Macoris, Dominican Republic

SIGNING SCOUT: Felix Romero

ACQUIRED (SIGNED): Signed as a non-drafted free agent in 2021 (3/17/21)

YR	CLUB	W-L	ERA	G	GS	CG	SHO	SV	IP	H	R	ER	HR	HB	BB	SO	WP	BK
22	DSL Mets 2 (R)	1-2	5.54	17	3	0	0	1	26.0	21	19	16	1	7	26	29	7	3

VALVERDE, ALEX RIGHT-HANDED PITCHER

HT: 6-2 WT: 213 B/T: R/R

BORN: 9/26/96 in Coral Gables, FL

HIGH SCHOOL: Gulliver Prep (FL)

RESIDES: Miami, FL

COLLEGE: Miami Dade-Wolfson (FL)

SIGNING SCOUT: Victor Rodriguez (Tampa Bay)

ACQUIRED (SIGNED): Mets Triple-A Phase Rule 5 Draft Pick in 2021 (12/8/21)

YR	CLUB	W-L	ERA	G	GS	CG	SHO	SV	IP	H	R	ER	HR	HB	BB	SO	WP	BK
17	GCL Rays (R)	0-1	3.18	4	3	0	0	0	11.1	8	5	4	1	4	2	11	0	1
	Hudson Valley (A)	2-1	1.93	3	2	0	0	0	14.0	11	4	3	0	1	7	13	0	1
18	Bowling Green (A)	8-7	4.56	24	21	0	0	0	108.2	120	69	55	15	8	57	79	14	0
19	Charlotte (A+)	4-6	4.29	34	0	0	0	3	65.0	63	35	31	11	7	22	65	2	0
21	Montgomery (AA)	2-5	4.88	30	10	0	0	3	72.0	69	44	39	6	9	29	92	12	0
22	Binghamton (AA)	2-8	5.79	23	17	0	0	0	87.0	95	57	56	18	10	37	98	5	1
Minor League Totals		18-28	4.73	118	53	0	0	6	358.0	366	214	188	51	39	154	358	33	3

VARGAS, JEISEL INFIELDER

HT: 5-7 WT: 155 B/T: R/R

BORN: 12/2/04 in San Cristobal, Dominican Republic

RESIDES: San Cristobal, Dominican Republic

SIGNING SCOUT: Wilson Peralta

ACQUIRED (SIGNED): Signed as a non-drafted free agent in 2022 (1/15/22)

YR	CLUB	AVG	G	AB	R	H	2B	3B	HR	RBI	SH	SF	HB	BB	SO	SB	CS	SLG	OBP	E
22	DSL Mets 1 (R)	.056	9	18	0	1	0	0	0	1	0	0	1	0	9	0	1	.056	.105	0

VASIL, MIKE RIGHT-HANDED PITCHER

HT: 6-4 WT: 244 B/T: L/R

BORN: 3/19/00 in Boston, MA

HIGH SCHOOL: Boston College HS (MA)

RESIDES: Wellesley Hills, MA

COLLEGE: Virginia

SIGNING SCOUT: Daniel Coles

ACQUIRED (SIGNED): Mets eighth-round pick in the 2021 First-Year Player Draft (7/23/21)

YR	CLUB	W-L	ERA	G	GS	CG	SHO	SV	IP	H	R	ER	HR	HB	BB	SO	WP	BK
21	FCL Mets (R)	0-0	1.29	3	3	0	0	0	7.0	3	1	1	0	0	0	10	0	0
22	FCL Mets (R)	0-0	0.00	1	1	0	0	0	1.0	1	0	0	0	0	2	0	0	
	St. Lucie (A)	3-1	2.19	9	8	0	0	0	37.0	26	12	9	1	0	11	39	5	0
	Brooklyn (A+)	1-1	5.13	8	8	0	0	0	33.1	24	21	19	3	2	15	44	2	1
Minor League Totals		4-2	3.33	21	20	0	0	0	78.1	54	34	29	4	2	26	95	7	1

VASQUEZ, CHRISTOPHER RIGHT-HANDED PITCHER HT: 6-0 WT: 160 B/T: R/R

BORN: 3/17/01 in Los Llanos, Dominican Republic

RESIDES: Los Llanos, Dominican Republic

SIGNING SCOUT: Oliver Dominguez

ACQUIRED (SIGNED): Signed as a non-drafted free agent in 2020 (2/4/20)

YR	CLUB	W-L	ERA	G	GS	CG	SHO	SV	IP	H	R	ER	HR	HB	BB	SO	WP	BK
21	FCL Mets (R)	3-1	7.15	16	2	0	0	1	22.2	28	19	18	4	2	16	25	2	0
22	FCL Mets (R)	1-0	1.42	13	0	0	0	2	19.0	12	4	3	0	2	6	21	0	0
Minor League Totals		4-1	4.54	29	2	0	0	3	41.2	40	23	21	4	4	22	46	2	0

VÁSQUEZ, JEREMY INFIELDER HT: 5-11 WT: 226 B/T: L/L

BORN: 7/17/96 in Palm City, FL

RESIDES: Palm City, FL

SIGNING SCOUT: César Aranguren

ACQUIRED (SIGNED): Mets 28th-round pick in the 2017 First-Year Player Draft (6/19/17)

CAREER NOTES

2018...Named a South Atlantic League mid-season All-Star with Columbia (A)...Earned South Atlantic League Player of the Week honors with Columbia (4/29)...**College**...Hit .317 with 15 home runs and 49 RBI in 51 games (all starts) with Nova Southeastern as a junior...Spent his first two collegiate seasons at the University of Florida and was part of a Florida squad that reached the College World Series semifinals...Hit .476 (10-21) during the NCAA Tournament in 2015.

YR	CLUB	AVG	G	AB	R	H	2B	3B	HR	RBI	SH	SF	HB	BB	SO	SB	CS	SLG	OBP	E
17	Kingsport (R)	.296	36	135	18	40	8	0	7	30	0	2	1	22	26	0	0	.511	.394	1
	Brooklyn (A)	.225	31	102	11	23	7	0	1	8	0	1	2	15	34	0	0	.324	.333	2
18	Columbia (A)	.289	80	284	33	82	18	3	6	44	0	4	3	43	65	0	0	.437	.383	6
	St. Lucie (A+)	.264	45	163	25	43	7	1	4	14	0	1	1	19	26	0	1	.393	.342	4
19	St. Lucie (A+)	.277	125	444	44	123	26	2	5	61	0	6	5	55	76	3	3	.378	.359	5
	Binghamton (AA)	.231	12	39	4	9	1	0	0	0	0	0	0	6	6	0	1	.256	.333	0
21	St. Lucie (A)	.211	5	19	2	4	2	0	0	3	0	1	0	0	3	0	0	.316	.200	1
	Brooklyn (A+)	.273	51	165	25	45	15	0	7	30	1	4	1	27	35	1	2	.491	.371	3
	Binghamton (AA)	.171	32	105	11	18	4	0	1	11	0	1	0	15	33	0	0	.238	.273	3
22	Binghamton (AA)	.238	104	365	28	87	20	0	3	47	0	3	3	44	71	0	0	.318	.323	13
Minor League Totals		.260	521	1821	201	474	108	6	34	248	1	23	16	246	375	4	7	.382	.349	38

VELIZ, JUAN LEFT-HADNED PITCHER HT: 6-1 WT: 200 B/T: L/L

BORN: 6/12/04 in San Antonio, Venezuela

RESIDES: San Antonio, Venezuela

SIGNING SCOUT: Nestor Moreno

ACQUIRED (SIGNED): Signed as a non-drafted free agent in 2021 (1/15/21)

YR	CLUB	W-L	ERA	G	GS	CG	SHO	SV	IP	H	R	ER	HR	HB	BB	SO	WP	BK	
21	DSL Mets 2 (R)	3-0	1.08	10	1	0	0	0	16.2	10	2	2	0	1	8	15	4	0	
22	DID NOT PITCH - INJURED																		

VENTURA, JORDANY RIGHT-HANDED PITCHER HT: 6-0 WT: 200 B/T: R/R

BORN: 7/6/00 in Santo Domingo, Dominican Republic

RESIDES: Santo Domingo, Dominican Republic

SIGNING SCOUT: Andres Nunez

ACQUIRED (SIGNED): Signed as a non-drafted free agent in 2018 (7/25/18)

YR	CLUB	W-L	ERA	G	GS	CG	SHO	SV	IP	H	R	ER	HR	HB	BB	SO	WP	BK	
18	DSL Mets 2 (R)	0-1	0.00	3	1	0	0	0	6.2	7	4	0	0	0	7	3	1	0	
19	DSL Mets 1 (R)	0-0	3.97	4	4	0	0	0	11.1	8	7	5	1	2	5	11	0	0	
	GCL Mets (R)	2-1	4.36	9	7	0	0	0	33.0	27	16	16	2	6	8	34	2	2	
	Kingsport (R)	0-1	1.13	2	2	0	0	0	8.0	3	1	1	0	0	6	9	3	0	
21	DID NOT PITCH																		
22	FCL Mets (R)#	0-0	0.00	1	1	0	0	0	2.0	0	0	0	0	0	0	3	0	0	
	St. Lucie (A)	0-0	5.40	3	3	0	0	0	6.2	7	4	4	0	0	2	10	3	1	
Minor League Totals		2-3	3.46	22	18	0	0	0	67.2	52	32	26	3	8	28	70	9	3	

VERMILLION, ZEBULON RIGHT-HANDED PITCHER

HT: 6-5 WT: 240 B/T: L/R

BORN: 10/26/98 in Prairie Village, KS**HIGH SCHOOL:** Shawnee Mission East HS (KS)**RESIDES:** Fayetteville, AR**COLLEGE:** University of Arkansas**SIGNING SCOUT:** Jet Butler**ACQUIRED (SIGNED):** Mets 10th-round pick in the 2022 First-Year Player Draft (8/1/22)

YR	CLUB	W-L	ERA	G	GS	CG	SHO	SV	IP	H	R	ER	HR	HB	BB	SO	WP	BK
22	FCL Mets (R)	0-0	0.00	1	0	0	0	0	1.0	0	0	0	0	0	0	0	0	0

VICTORINO, OMAR RIGHT-HANDED PITCHER

HT: 6-2 WT: 170 B/T: R/R

BORN: 6/9/05 in Villa Altigracia, Dominican Republic**RESIDES:** Villa Altigracia, Dominican Republic**SIGNING SCOUT:** Oliver Dominguez**ACQUIRED (SIGNED):** Signed as a non-drafted free agent in 2022 (1/15/22)

YR	CLUB	W-L	ERA	G	GS	CG	SHO	SV	IP	H	R	ER	HR	HB	BB	SO	WP	BK
22	DSL Mets 2 (R)	1-2	6.00	10	8	0	0	0	27.0	22	19	18	2	4	28	28	4	0
	DSL Mets 1 (R)	0-1	2.70	3	3	0	0	0	10.0	8	6	3	0	0	4	9	1	0
Minor League Totals		1-3	5.11	13	11	0	0	0	37.0	30	25	21	2	4	32	37	5	0

VILLALOBOS, FERNANDO CATCHER

HT: 5-10 WT: 210 B/T: L/R

BORN: 6/24/02 in Ensenada, Mexico**RESIDES:** Ensenada, Mexico**SIGNING SCOUT:** Martin Arvizu**ACQUIRED (SIGNED):** Signed as a non-drafted free agent in 2019 (6/21/19)

YR	CLUB	AVG	G	AB	R	H	2B	3B	HR	RBI	SH	SF	HB	BB	SO	SB	CS	SLG	OBP	E
19	DSL Mets 2 (R)	.500	1	4	0	2	0	0	0	1	0	0	0	1	0	1	0	.500	.600	0
	DSL Mets 1 (R)	.179	29	78	10	14	3	0	0	5	0	2	4	21	33	4	2	.218	.371	10
21	FCL Mets (R)	.132	14	38	3	5	1	0	1	3	0	0	1	3	13	0	0	.237	.214	2
22	St. Lucie (A)	.146	34	96	14	14	1	0	4	12	0	0	0	29	36	0	0	.281	.344	3
	Brooklyn (A+)	.222	3	9	3	2	0	0	0	0	0	0	0	2	6	0	0	.222	.364	0
Minor League Totals		.164	81	225	30	37	5	0	5	21	0	2	5	56	88	5	2	.253	.340	15

VILLAVICENCIO, KEVIN INFIELDER

HT: 5-10 WT: 182 B/T: R/R

BORN: 11/24/03 in Guerrero Negro, Mexico**RESIDES:** Santa Rosalia, Mexico**SIGNING SCOUT:** Martin Arvizu**ACQUIRED (SIGNED):** Signed as a non-drafted free agent in 2021 (1/15/21)

YR	CLUB	AVG	G	AB	R	H	2B	3B	HR	RBI	SH	SF	HB	BB	SO	SB	CS	SLG	OBP	E
21	DSL Mets 1 (R)	.303	45	152	25	46	12	1	1	17	0	0	2	15	17	14	3	.414	.373	5
22	FCL Mets (R)	.250	41	140	19	35	7	0	1	12	0	0	5	21	30	7	4	.321	.367	5
	St. Lucie (A)	.239	26	88	11	21	7	0	1	4	0	0	0	1	26	1	2	.352	.247	2
Minor League Totals		.268	112	380	55	102	26	1	3	33	0	0	7	37	73	22	9	.366	.344	12

VILLEGAS, JOHAN LEFT-HANDED PITCHER

HT: 6-2 WT: 160 B/T: L/L

BORN: 3/7/05 in Valencia, Venezuela**RESIDES:** Valencia, Venezuela**SIGNING SCOUT:** Andres Nunez**ACQUIRED (SIGNED):** Signed as a non-drafted free agent in 2022 (1/15/22)

YR	CLUB	W-L	ERA	G	GS	CG	SHO	SV	IP	H	R	ER	HR	HB	BB	SO	WP	BK
22	DSL Mets 1 (R)	0-0	5.40	6	0	0	0	0	6.2	6	4	4	0	3	9	6	4	0
	DSL Mets 2 (R)	0-0	1.80	9	0	0	0	1	10.0	6	4	2	0	5	15	10	5	1
Minor League Totals		0-0	3.24	15	0	0	0	1	16.2	12	8	6	0	8	24	16	9	1

VOROS, MATHIEU RIGHT-HANDED PITCHER

HT: 6-5 WT: 225 B/T: L/R

BORN: 5/24/03 in Montreal, Canada**HIGH SCHOOL:** Edouard Montpetit (QC)**RESIDES:** Montreal, Quebec, Canada**SIGNING SCOUT:** Jon Uptide**ACQUIRED (SIGNED):** Signed as a non-drafted free agent in 2022 (8/4/22)

WALKER, JOSH LEFT-HANDED PITCHER**MAJOR LEAGUE INVITE****WILLIAMS, JETT INFIELDER****HT:** 5-8 **WT:** 175 **B/T:** R/R**BORN:** 11/3/03 in Dallas, TX**HIGH SCHOOL:** Rockwall-Heath HS (TX)**RESIDES:** Heath, TX**SIGNING SCOUT:** Gary Brown**ACQUIRED (SIGNED):** Mets first-round pick in the 2022 First-Year Player Draft (7/22/22)

YR	CLUB	AVG	G	AB	R	H	2B	3B	HR	RBI	SH	SF	HB	BB	SO	SB	CS	SLG	OBP	E
22	FCL Mets (R)	.250	10	32	7	8	1	1	1	6	0	2	3	4	6	6	0	.438	.366	2

WILSON, JEFFREY RIGHT-HANDED PITCHER**HT:** 6-3 **WT:** 210 **B/T:** R/R**BORN:** 2/26/00 in Pensacola, FL**HIGH SCHOOL:** Pensacola Lighthouse**RESIDES:** Pensacola, FL**COLLEGE:** Pensacola State College (FL)**SIGNING SCOUT:** Jet Butler**ACQUIRED (SIGNED):** Signed as a minor league free agent in 2022 (7/30/22)**WILSON, KYLE RIGHT-HANDED PITCHER****HT:** 6-1 **WT:** 189 **B/T:** R/R**BORN:** 9/27/96 in Canton, OH**HIGH SCHOOL:** Raymore Peculiar HS (MO)**RESIDES:** Raymore, MO**COLLEGE:** Crowder College (MO)**SIGNING SCOUT:** Nathan Beuster**ACQUIRED (SIGNED):** Mets 35th-round pick in the 2017 First-Year Player Draft (7/21/17)**CAREER NOTES****2018...**Named New York-Penn League Pitcher of the Week (8/12)

YR	CLUB	W-L	ERA	G	GS	CG	SHO	SV	IP	H	R	ER	HR	HB	BB	SO	WP	BK
17	GCL Mets (R)	1-1	1.50	7	2	0	0	1	18.0	13	4	3	0	0	7	19	0	0
18	Brooklyn (A)	4-4	3.86	11	11	0	0	0	53.2	49	27	23	3	4	14	59	6	0
19	GCL Mets (R)	0-0	0.00	1	0	0	0	0	3.0	2	0	0	0	0	2	3	1	0
	St. Lucie (A+)	4-8	3.80	21	20	0	0	0	90.0	106	48	38	4	4	41	54	6	0
21									DID NOT PITCH - INJURED									
22	FCL Mets (R)#	0-0	0.00	1	1	0	0	0	1.0	0	0	0	0	0	1	1	0	0
	St. Lucie (A)#	0-0	5.40	2	1	0	0	0	3.1	1	2	2	1	0	2	6	0	0
	Binghamton (AA)	0-0	0.00	1	1	0	0	0	2.1	2	0	0	0	0	0	3	0	0
Minor League Totals		9-13	3.47	44	36	0	0	1	171.1	173	81	66	8	8	67	145	13	0

WINAKER, MATT OUTFIELDER**HT:** 6-1 **WT:** 208 **B/T:** L/L**BORN:** 11/29/95 in Alamo, CA**HIGH SCHOOL:** San Ramon Valley HS (CA)**RESIDES:** Alamo, CA**COLLEGE:** Stanford University (CA)**SIGNING SCOUT:** Tyler Holmes**ACQUIRED (SIGNED):** Mets fifth-round pick in the 2017 First-Year Player Draft (6/25/17)**CAREER NOTES**

College...Led the Pac-12 in runs (35), home runs (8), slugging (.636) and RBI (34) in conference play and was second in total bases (75) as a junior...Earned All-Pac 12 Defensive Team honors leading the league with 516 putouts...**High School...**Also played football at San Ramon Valley HS...As a senior, he went 50-50 in field goals and extra points.

YR	CLUB	AVG	G	AB	R	H	2B	3B	HR	RBI	SH	SF	HB	BB	SO	SB	CS	SLG	OBP	E
17	Brooklyn (A)	.268	21	71	10	19	1	0	0	3	0	0	1	15	11	2	0	.282	.402	4
18	Columbia (A)	.254	121	425	65	108	23	7	13	61	0	8	21	62	88	4	3	.433	.370	2
19	St. Lucie (A+)	.195	86	261	31	51	9	5	2	31	4	3	14	26	62	6	5	.291	.299	2
21	Brooklyn (A+)	.292	7	24	8	7	1	0	0	2	0	0	1	8	5	0	0	.333	.485	0
	Binghamton (AA)	.260	59	181	25	47	8	2	2	14	0	0	9	29	47	1	1	.359	.388	1
	Syracuse (AAA)	.125	5	8	2	1	1	0	0	0	0	0	1	4	2	0	0	.250	.462	0
22	FCL Mets (R)	.200	2	5	1	1	0	0	1	1	0	0	1	2	1	0	0	.800	.500	0
	Binghamton (AA)	.163	68	202	31	33	6	2	3	22	2	3	11	34	57	2	1	.257	.312	1
Minor League Totals		.227	369	1177	173	267	49	16	21	134	6	14	59	180	273	15	10	.349	.354	10

WOODS, WILLIAM RIGHT-HANDED PITCHER**HT:** 6-3 **WT:** 190 **B/T:** R/R**MAJOR LEAGUE INVITE**

YACABONIS, JIMMY RIGHT-HANDED PITCHER

HT: 6-3 WT: 225 B/T: R/R

MAJOR LEAGUE INVITE**YOUNG, WYATT** INFILDER

HT: 5-7 WT: 160 B/T: L/R

BORN: 12/5/99 in Honolulu, HI**HIGH SCHOOL:** Mid-Pacific Institute (HI)**RESIDES:** Honolulu, HI**COLLEGE:** Pepperdine University (CA)**SIGNING SCOUT:** Rusty McNamara**ACQUIRED (SIGNED):** Mets 15th-round pick in the 2021 First-Year Player Draft (7/19/21)

YR	CLUB	AVG	G	AB	R	H	2B	3B	HR	RBI	SH	SF	HB	BB	SO	SB	CS	SLG	OBP	E
21	FCL Mets (R)	.370	26	92	15	34	8	1	0	13	0	0	0	9	21	4	2	.478	.426	3
22	Brooklyn (A+)	.214	5	14	1	3	0	0	0	1	0	0	1	3	2	0	1	.214	.389	0
	Binghamton (AA)	.257	98	374	60	96	20	4	6	34	1	2	1	56	89	5	2	.380	.353	6
	Syracuse (AAA)	.352	19	71	14	25	3	0	1	7	1	0	1	11	13	2	0	.437	.446	6
Minor League Totals		.287	148	551	90	158	31	5	7	55	2	2	3	79	125	11	5	.399	.378	15

ZIEGLER, CALVIN RIGHT-HANDED PITCHER

HT: 6-0 WT: 205 B/T: R/R

BORN: 10/3/02 in Kitchener, Ontario, Canada**HIGH SCHOOL:** TNXL Academy (FL)**RESIDES:** Heidelberg, Ontario, Canada**SIGNING SCOUT:** Jon Updike**ACQUIRED (SIGNED):** Mets second-round pick in the 2021 First-Year Player Draft (7/21/21)**CAREER NOTES**

Personal...Entered the 2022 season ranked 13th on the Mets top prospects list (MLB)...His favorite player of all time is Max Scherzer...Enjoys cooking, particularly steaks, and playing video games in his free time...He was considered by Perfect Game as the No. 88 player in the country and the top-rated player in Canada for the class of 2020...He has represented his country as a member of the Canadian Junior National Team since 2019.

YR	CLUB	W-L	ERA	G	GS	CG	SHO	SV	IP	H	R	ER	HR	HB	BB	SO	WP	BK
22	St. Lucie (A)	0-6	4.44	16	16	0	0	0	46.2	26	26	23	3	3	35	70	9	0



Dominic Hamel winds and delivers during an exhibition game in Spring Training. Hamel was named the organization's Minor League Pitcher of the Year in 2022.



YEAR IN REVIEW

2022 DAY-BY-DAY

DATE	OPP	W/L	Score	WP	LP	SV	Rec.	Pos./GB
4/7	@WAS	W	5-1	Megill (1-0)	Corbin (0-1)		1-0	1st/+0.5
4/8	@WAS	W	7-3	Scherzer (1-0)	Gray (0-1)		2-0	1st/+0.5
4/9	@WAS	W	5-0	Bassitt (1-0)	Adon (0-1)		3-0	1st/+0.5
4/10	@WAS	L	4-2	Finnegan (1-0)	Williams (0-1)	Rainey (1)	3-1	1st/+0.5
4/11	@PHI	L	5-4	Dominguez (1-0)	Lugo (0-1)	Hand (1)	3-2	2nd/-0.5
4/12	@PHI	W	2-0	Megill (2-0)	Wheeler (0-1)	Diaz (1)	4-2	1st/+0.5
4/13	@PHI	W	9-6	Scherzer (2-0)	Nola (1-1)		5-2	1st/+1.5
4/14		Off Day					5-2	1st/+2.0
4/15	ARI	W	10-3	Bassitt (2-0)	Davies (0-1)		6-2	1st/+2.5
4/16	ARI	L	3-2	Poppen (1-0)	Rodriguez (0-1)	Melancon (1)	6-3	1st/+1.5
4/17	ARI	W	5-0	Shreve (1-0)	Ramirez (0-1)		7-3	1st/+2.5
4/18		Postponed (Rescheduled to a DH on 4/19)					7-3	1st/+2.5
4/19	SF (G1)	W	5-4 (10)	Ottavino (1-0)	García (1-1)		8-3	
	SF (G2)	W	3-1	Scherzer (3-0)	Webb (1-1)	May (1)	9-3	1st/+3.5
4/20	SF	L	5-2	Rodón (2-0)	Bassitt (2-1)	McGee (2)	9-4	1st/+3.5
4/21	SF	W	6-2	Carrasco (1-0)	DeSclafani (0-1)		10-4	1st/+4.0
4/22	@ARI	W	6-5 (10)	Diaz (1-0)	Melancon (0-2)	Lugo (1)	11-4	1st/+4.0
4/23	@ARI	L	5-2	Castellanos (1-0)	Williams (0-2)	Mantiply (1)	11-5	1st/+4.0
4/24	@ARI	W	6-2	Megill (3-0)	Wendelken (0-1)		12-5	1st/+4.0
4/25	@STL	W	5-2	May (1-0)	Gallegos (0-1)	Diaz (2)	13-5	1st/+4.5
4/26	@STL	W	3-0	Megill (4-0)	Nola (1-3)	Diaz (3)	14-5	1st/+4.5
4/27	@STL	L	10-5	Woodford (1-0)	Carrasco (1-1)		14-6	1st/+3.5
4/28		Off Day					14-6	1st/+3.0
4/29	PHI	W	3-0	Megill (4-0)	Nola (1-3)	Diaz (4)	15-6	1st/+3.0
4/30	PHI	L	4-1	Norwood (1-0)	Ottavino (1-1)	Knebel (4)	15-7	1st/+2.0
5/1	PHI	W	10-6	Scherzer (4-0)	Eflin (1-2)		16-7	1st/+3.0
5/2	ATL	L	5-2	Fried (3-2)	Bassitt (3-2)	Jansen (7)	16-8	1st/+3.0
5/3	ATL (G1)	W	5-4	Peterson (1-0)	Morton (1-3)	Diaz (5)	17-8	
	ATL (G2)	W	3-0	Carrasco (2-1)	Wright (3-1)	Lugo (2)	18-8	1st/+4.5
5/4	ATL	L	9-2	Anderson (3-1)	Megill (4-1)		18-9	1st/+4.5
5/5	@PHI	W	8-7	Medina (1-0)	Knebel (0-2)	Diaz (6)	19-9	1st/+5.5
5/6		Postponed (Rescheduled to a DH on 8/20)					19-9	1st/+6.0
5/7		Postponed (Rescheduled to a DH on 5/8)					19-9	1st/+5.5
5/8	@PHI (G1)	L	3-2	Gibson (3-1)	Scherzer (4-1)	Knebel (5)	19-10	
	@PHI (G2)	W	6-1	Bassitt (4-2)	Sánchez (0-1)		20-10	1st/+6.0
5/9		Off Day					20-10	1st/+6.0
5/10	@WAS	W	4-2	Carrasco (3-1)	Edwards Jr. (0-1)	Diaz (7)	21-10	1st/+7.0
5/11	@WAS	L	8-3	Sanchez (2-2)	Megill (4-2)		21-11	1st/+6.0
5/12	@WAS	W	4-1	Walker (1-0)	Adon (1-6)		22-11	1st/+6.5
5/13	SEA	L	2-1	Sewald (2-1)	Smith (0-1)	Steckenrider (2)	22-12	1st/+5.5
5/14	SEA	W	5-4	Ottavino (2-1)	Muñoz (1-1)	Diaz (8)	23-12	1st/+5.5
5/15	SEA	L	8-7	Ray (4-3)	Shreve (1-1)	Castillo (2)	23-13	1st/+5.5
5/16		Postponed (Rescheduled to a DH on 5/17)					23-13	1st/+5.5
5/17	STL (G1)	W	3-1	Reed (1-0)	Mikolas (3-2)	Diaz (9)	24-13	
	STL (G2)	L	4-3	Helsley (2-0)	Rodriguez (0-2)	Gallegos (7)	24-14	1st/+6.0
5/18	STL	W	11-4	Scherzer (5-1)	Walsh (0-1)		25-14	1st/+6.0
5/19	STL	W	7-6 (10)	Holderman (1-0)	Gallegos (0-2)		26-14	1st/+7.0
5/20		Postponed (Rescheduled to a DH on 5/21)					26-14	1st/+7.5
5/21	@COL (G1)	W	5-1	Carrasco (4-1)	Márquez (1-4)		27-14	
	@COL (G2)	L	11-3	Goudeau (1-0)	Williams (0-3)		27-15	1st/+7.0
5/22	@COL	W	2-0	Walker (2-0)	Gomber (2-4)	Diaz (10)	28-15	1st/+8.0
5/23	@SF	W	13-3	Peterson (2-0)	Cobb (3-2)		29-15	1st/+8.0
5/24	@SF	L	13-12	Brebbia (2-0)	Diaz (1-1)		29-16	1st/+8.0
5/25	@SF	L	9-3	Junis (2-1)	Szapucki (0-1)		29-17	1st/+7.0
5/26		Off Day					29-17	1st/+7.5
5/27	PHI	W	8-6	Carrasco (5-1)	Falter (0-2)	Diaz (11)	30-17	1st/+7.5
5/28	PHI	W	8-2	Walker (3-0)	Eflin (1-4)		31-17	1st/+8.5
5/29	PHI	W	5-4 (10)	Diaz (2-1)	Knebel (1-4)		32-17	1st/+8.5
5/30	WAS	W	13-5	Holderman (2-0)	Fedde (3-4)		33-17	1st/+9.5
5/31	WAS	W	10-0	Williams (1-3)	Corbin (1-8)		34-17	1st/+10.5
6/1	WAS	W	5-0	Carrasco (6-1)	Lee (0-1)		35-17	1st/+10.5
6/2	@LAD	L	2-0	Gonsolin (6-0)	Walker (3-1)	Kimbrel (11)	35-18	1st/+9.5
6/3	@LAD	L	6-1	Anderson (7-0)	Bassitt (4-3)	Hudson (4)	35-19	1st/+8.5
6/4	@LAD	W	9-4	Holderman (3-0)	Buehler (6-2)		36-19	1st/+8.5

2022 DAY-BY-DAY

6/5	@LAD	W	5-4 (10)	Lugo (1-1)	Kimbrel (0-2)	Medina (1)	37-19	1st/+8.5
6/6	@SD	W	11-5	Carrasco (7-1)	Snell (0-3)		38-19	1st/+9.0
6/7	@SD	L	7-0	Darvish (5-3)	Walker (3-2)		38-20	1st/+8.0
6/8	@SD	L	13-2	Manaea (3-3)	Bassitt (4-4)		38-21	1st/+7.0
6/9		Off Day					38-21	1st/+6.5
6/10	@LAA	W	7-3	Peterson (3-0)	Diaz (1-1)		39-21	1st/+6.5
6/11	@LAA	L	11-6	Lorenzen (6-3)	Carrasco (7-2)		39-22	1st/+5.5
6/12	@LAA	W	4-1	Walker (4-2)	Sandoval (3-2)	Diaz (12)	40-22	1st/+5.5
6/13		Off Day					40-22	1st/+5.0
6/14	MIL	W	4-0	Bassitt (5-4)	Houser (3-7)		41-22	1st/+5.0
6/15	MIL	L	10-2	Burnes (4-4)	Peterson (3-1)		41-23	1st/+4.0
6/16	MIL	W	5-4	Smith (1-1)	Suter (1-1)	Diaz (13)	42-23	1st/+4.5
6/17	MIA	W	10-4	Carrasco (8-2)	López (4-3)		43-23	1st/+5.5
6/18	MIA	W	3-2	Walker (5-2)	Garrett (1-2)	Diaz (14)	44-23	1st/+6.5
6/19	MIA	L	6-2	Alcantara (7-2)	Bassitt (5-5)		44-24	1st/+5.5
6/20	MIA	W	6-0	Peterson (4-1)	Rogers (3-6)		45-24	1st/+5.5
6/21	@HOU	L	8-2	Urquidy (6-3)	Williams (1-4)		45-25	1st/+5.5
6/22	@HOU	L	5-3	Garcia (5-5)	Carrasco (8-3)	Pressly (14)	45-26	1st/+4.5
6/23		Off Day					45-26	1st/+4.0
6/24	@MIA	W	5-3	Walker (6-2)	Alcantara (7-3)	Diaz (15)	46-26	1st/+5.0
6/25	@MIA	W	5-3	Bassitt (6-5)	Yacabonis (0-1)	Diaz (16)	47-26	1st/+5.0
6/26	@MIA	L	3-2	Scott (3-2)	Ottavino (2-2)		47-27	1st/+5.0
6/27		Off Day					47-27	1st/+5.0
6/28	HOU	L	9-1	Valdez (8-3)	Carrasco (8-4)		47-28	1st/+4.0
6/29	HOU	L	2-0	Verlander (10-3)	Smith (1-2)	Pressly (16)	47-29	1st/+3.0
6/30		Off Day					47-29	1st/+3.5
7/1	TEX	W	4-3	Peterson (5-1)	Otto Jr. (4-4)	Diaz (17)	48-29	1st/+3.5
7/2	TEX	L	7-3	Pérez (7-2)	Williams (1-5)		48-30	1st/+2.5
7/3	TEX	W	4-1	Carrasco (9-4)	Gray (4-4)	Diaz (18)	49-30	1st/+3.5
7/4	@CIN	W	7-4	Walker (7-2)	Greene (3-10)	Lugo (3)	50-30	1st/+3.5
7/5	@CIN	L	1-0	Strickland (2-2)	Lugo (1-2)		50-31	1st/+2.5
7/6	@CIN	W	8-3 (10)	Ottavino (3-2)	Moreta (0-2)		51-31	1st/+2.5
7/7	MIA	W	10-0	Williams (2-5)	Castano (1-2)		52-31	1st/+3.5
7/8	MIA	L	5-2	López (6-4)	Bassitt (6-6)	Scott (11)	52-32	1st/+2.5
7/9	MIA	W	5-4 (10)	Holderman (4-0)	Scott (4-3)		53-32	1st/+2.5
7/10	MIA	L	2-0 (10)	Bleier (1-1)	Hunter (0-1)	Scott (12)	53-33	1st/+1.5
7/11	@ATL	W	4-1	Scherzer (6-1)	Fried (9-3)	Diaz (19)	54-33	1st/+2.5
7/12	@ATL	L	4-1	Matzek (1-2)	Peterson (5-2)	Minter (4)	54-34	1st/+1.5
7/13	@ATL	W	7-3	Bassitt (7-6)	Morton (5-4)		55-34	1st/+2.5
7/14	@CHC	W	8-0	Carrasco (10-4)	Thompson (7-4)	Williams (1)	56-34	1st/+2.5
7/15		Postponed (Rescheduled to a DH on 7/16)					56-34	1st/+2.0
7/16	@CHC (G1)	W	2-1 (11)	Ottavino (4-2)	Givens (5-1)	Diaz (20)	57-34	
	@CHC (G2)	W	4-3 (10)	López (1-0)	Givens (5-2)		58-34	1st/+2.5
7/17	@CHC	L	3-2	Wick (2-5)	Smith (1-3)	Robertson (13)	58-35	1st/+2.5
7/18		ALL-STAR BREAK						
7/19		All-Star Game (Doger Stadium, Los Angeles)						
7/20		ALL-STAR BREAK						
7/21		ALL-STAR BREAK						
7/22	SD	L	4-1	Darvish (9-4)	Scherzer (6-2)	Rogers (27)	58-36	1st/+1.5
7/23	SD	L	2-1	Snell (2-5)	Bassitt (7-7)	Rogers (28)	58-37	1st/+0.5
7/24	SD	W	8-5	Smith (2-3)	Musgrove (8-3)	Diaz (21)	59-37	1st/+1.5
7/25		Off Day					59-37	1st/+2.0
7/26	NY Yankees	W	6-3	Walker (8-2)	Montgomery (3-3)	Diaz (22)	60-37	1st/+2.0
7/27	NY Yankees	W	3-2	Lugo (2-2)	Peralta (2-3)		61-37	1st/+3.0
7/28		Off Day					61-37	1st/+3.0
7/29	@MIA	W	6-4	Ottavino (5-2)	Okert (5-1)	Diaz (23)	62-37	1st/+3.0
7/30	@MIA	W	4-0	Carrasco (11-4)	Neidert (0-1)		63-37	1st/+3.0
7/31	@MIA	W	9-3	Walker (9-2)	López (7-6)		64-37	1st/+3.0
8/1	@WAS	W	7-3	Scherzer (7-2)	Corbin (4-15)		65-37	1st/+3.5
8/2	@WAS	L	5-1	Arano (1-0)	Nogosek (0-1)		65-38	1st/+2.5
8/3	@WAS	W	9-5	Bassitt (8-7)	Sánchez (0-4)		66-38	1st/+3.5
8/4	ATL	W	6-4	Carrasco (12-4)	Wright (13-5)	Diaz (24)	67-38	1st/+4.5
8/5	ATL	L	9-6	Minter (5-3)	Walker (9-3)		67-39	1st/+3.5
8/6	ATL (G1)	W	8-5	Peterson (6-2)	Odorizzi (4-4)	Diaz (25)	68-39	
	ATL (G2)	W	6-2	Scherzer (8-2)	Fried (10-4)		69-39	1st/+6.5
8/7	ATL	W	5-2	deGrom (1-0)	Strider (6-4)	Diaz (26)	70-39	1st/+6.5
8/8	CIN	W	5-1	Bassitt (9-7)	Dunn (0-1)		71-39	1st/+7.0

2022 DAY-BY-DAY

8/9	CIN	W	6-2	Carrasco (13-4)	Minor (1-9)		72-39	1st/+7.0
8/10	CIN	W	10-2	Walker (10-3)	Zeuch (0-1)		73-39	1st/+7.0
8/11		Off Day					73-39	1st/+7.0
8/12	PHI	L	1-2 (10)	Dominguez (6-3)	Givens (6-3)	Robertson (16)	73-40	1st/+6.0
8/13	PHI	W	1-0	deGrom (2-0)	Nola (8-9)	Diaz (27)	74-40	1st/+5.5
8/14	PHI	W	6-0	Bassitt (10-7)	Wheeler (11-6)		75-40	1st/+5.5
8/15	@ATL	L	13-1	Strider (7-4)	Carrasco (13-5)		75-41	1st/+4.5
8/16	@ATL	L	5-0	Morton (6-5)	Alvarez (0-1)		75-42	1st/+3.5
8/17	@ATL	W	9-7	Scherzer (9-2)	Odorizzi (4-5)		76-42	1st/+4.5
8/18	@ATL	L	3-2	Fried (11-4)	deGrom (2-1)	Jansen (28)	76-43	1st/+3.5
8/19	@PHI	W	7-2	Bassitt (11-7)	Nola (8-10)		77-43	1st/+3.4
8/20	@PHI (G1)	W	8-2	Lugo (3-2)	Wheeler (11-7)		78-43	
	@PHI (G2)	L	4-1	Falter (1-3)	Peterson (6-3)	Robertson (17)	78-44	1st/+3.0
8/21	@PHI	W	10-9	May (2-0)	Robertson (3-1)	Diaz (28)	79-44	1st/+4.0
8/22	@NYY	L	4-2	Germán (2-2)	Scherzer (9-3)	Loáisiga (1)	79-45	1st/+3.0
8/23	@NYY	L	4-2	Schmidt (5-2)	Rodríguez (0-3)	Peralta (2)	79-46	1st/+2.0
8/24		Off Day					79-46	1st/+1.5
8/25	COL	W	3-1	deGrom (3-1)	Feltner (2-5)	Ottavino (1)	80-46	1st/+2.0
8/26	COL	W	7-6	Diaz (3-1)	Bard (3-4)		81-46	1st/+2.0
8/27	COL	W	3-0	Peterson (7-3)	Freeland (7-9)	Ottavino (2)	82-46	1st/+3.0
8/28	COL	L	1-0	Márquez (7-10)	Scherzer (9-4)	Bard (27)	82-47	1st/+3.0
8/29		Off Day					82-47	1st/+3.0
8/30	LAD	L	4-3	Hembree (3-0)	Rodríguez (0-4)	Reed (1)	82-48	1st/+3.0
8/31	LAD	W	2-1	deGrom (4-1)	Anderson (13-3)	Diaz (29)	83-48	1st/+3.0
9/1	LAD	W	5-3	Bassitt (12-7)	Martin (4-1)	Ottavino (3)	84-48	1st/+3.0
9/2	WAS	W	7-3	Givens (7-3)	Gray (7-9)		85-48	1st/+3.0
9/3	WAS	L	7-1	Corbin (6-17)	Ottavino (5-3)		85-49	1st/+2.0
9/4	WAS	L	7-1	Fedde (6-9)	Carrasco (13-6)		85-50	1st/+1.0
9/5		Postponed (Rescheduled to a DH on 9/7)					85-50	1st/+1.0
9/6	@PIT	L	8-2	Keller (5-10)	Walker (10-4)		85-51	T1st/-
9/7	@PIT (G1)	W	5-1	Bassitt (13-7)	Underwood Jr. (1-6)		86-51	
	@PIT (G2)	W	10-0	deGrom (5-1)	Oviedo (2-2)		87-51	1st/+0.5
9/8		Off Day					87-51	1st/+0.5
9/9	@MIA	L	6-3	Cabrera (5-2)	Peterson (7-4)	Floro (4)	87-52	2nd/-0.5
9/10	@MIA	W	11-3	Carrasco (14-6)	López (8-10)		88-52	1st/+0.5
9/11	@MIA	W	9-3	Walker (11-4)	Luzardo (3-7)		89-52	1st/+1.5
9/12	CHC	L	5-2	Assad (1-1)	Bassitt (13-8)	Hughes (5)	89-53	1st/+1.5
9/13	CHC	L	4-1	Sampson (2-5)	deGrom (5-2)		89-54	1st/+0.5
9/14	CHC	L	6-3	Smyly (7-8)	Peterson (7-5)	Leiter Jr. (2)	89-55	1st/+0.5
9/15	PIT	W	7-1	Carrasco (15-6)	Brubaker (3-12)		90-55	1st/+1.0
9/16	PIT	W	4-3	Walker (12-4)	Keller (5-11)	Diaz (30)	91-55	1st/+1.0
9/17	PIT	W	5-1	Bassitt (14-8)	Wilson (3-9)		92-55	1st/+1.0
9/18	PIT	W	7-3	Rodríguez (1-4)	Stephenson (2-2)		93-55	1st/+1.0
9/19	@MIL	W	7-2	Scherzer (10-4)	Burnes (10-8)		94-55	1st/+1.0
9/20	@MIL	W	7-5	Rodríguez (2-4)	Rogers (4-8)	Diaz (31)	95-55	1st/+1.0
9/21	@MIL	L	6-0	Gott (3-2)	Walker (12-5)		95-56	1st/+1.0
9/22		Off Day					95-56	1st/+1.5
9/23	@OAK	W	9-2	Bassitt (15-8)	Irvin (9-12)		96-56	1st/+2.5
9/24	@OAK	L	10-4	Waldichuk (1-2)	deGrom (5-3)		96-57	1st/+1.5
9/25	@OAK	W	13-4	Scherzer (11-4)	Sears (6-3)		97-57	1st/+1.5
9/26		Off Day					97-57	1st/+1.0
9/27	MIA	L	6-4	López (10-10)	Carrasco (15-7)	Floro (8)	97-58	T1st/-
9/28	MIA	W	5-4 (10)	Smith (3-3)	Floro (1-3)		98-58	1st/+1.0
9/29		Off Day					98-58	1st/+1.0
9/30	@ATL	L	5-2	Fried (14-7)	deGrom (5-4)	Jansen (38)	98-59	T1st/-
10/1	@ATL	L	4-2	Wright (21-5)	Scherzer (11-5)	Jansen (39)	98-60	2nd/-1.0
10/2	@ATL	L	5-3	Lee (5-1)	Bassitt (15-9)	Jansen (40)	98-61	2nd/-2.0
10/3		Postponed (Rescheduled to a DH on 10/4)					98-61	2nd/-1.5
10/4	WAS (G1)	W	4-2	Ottavino (6-3)	Abbott (0-5)	Diaz (32)	99-61	
	WAS (G2)	W	8-0	Nogosek (1-1)	Espino (0-9)		100-61	2nd/-1.0
10/5	WAS	W	9-2	Williams (3-5)	Fedde (6-13)		101-61	T1st/-

RECORD BY MONTH			
Month	Home	Road	Total
April	6-3	9-4	15-6
May	12-5	7-5	19-10
June	6-4	7-8	13-12
July	7-5	10-3	17-8
August	13-4	6-7	19-11
September	7-6	8-5	15-11
October	3-0	0-2	3-2
Totals	54-27	47-35	101-61

RECORD BY DAY			
Day	Home	Road	Total
Sunday	8-5	9-5	17-10
Monday	3-2	7-3	10-5
Tuesday	11-5	4-9	15-14
Wednesday	7-5	7-6	14-11
Thursday	8-0	4-2	12-2
Friday	8-5	7-3	15-8
Saturday	9-5	9-6	18-11
Totals	54-27	47-35	101-61

APRIL TOTALS: 15-7	Team ERA: 2.85	Team Batting: .255
MAY TOTALS: 19-10	Team ERA: 4.31	Team Batting: .278
JUNE TOTALS: 13-12	Team ERA: 4.32	Team Batting: .232
JULY TOTALS: 17-8	Team ERA: 2.48	Team Batting: .257
FIRST HALF TOTALS: 58-35	Team ERA: 3.61	Team Batting: .252
AUGUST TOTALS: 19-11	Team ERA: 3.41	Team Batting: .262
SEPTEMBER TOTALS: 15-11	Team ERA: 3.99	Team Batting: .263
OCTOBER TOTALS: 3-2	Team ERA: 2.72	Team Batting: .294
SECOND HALF TOTALS: 43-25	Team ERA: 3.50	Team Batting: .268
OVERALL TOTALS: 101-61	Team ERA: 3.57	Team Batting: .259



2022-23 CHRONOLOGY

APRIL 6 - Selected the contracts of **LHP CHASEN SHREVE** and **OF TRAVIS JANKOWSKI**...Designated **INF/OF TRAVIS BLANKENHORN** and **RHP JORDAN YAMAMOTO** for assignment.

APRIL 7 - Placed **RHP JACOB deGROM** on the 10-Day IL with a stress reaction on his right scapula...Placed **LHP JOEY LUCCHESI** on the 60-Day IL recovering from "Tommy John" surgery...Placed **RHP JAKE REED** on the 10-Day IL with a left oblique strain...Optioned **LHP DAVID PETERSON** to Triple-A Syracuse...Acquired **RHP ADONIS MEDINA** from the Pittsburgh Pirates in exchange for cash and optioned him to Triple-A Syracuse...Designated **RHP YENNSY DÍAZ** for assignment.

APRIL 8 - Outrighted **INF/OF TRAVIS BLANKENHORN** to Triple-A Syracuse.

APRIL 9 - Placed **RHP EDWIN DÍAZ** on the Bereavement List...Recalled **LHP DAVID PETERSON** from Triple-A Syracuse.

APRIL 10 - Outrighted **RHP JORDAN YAMAMOTO** to Triple-A Syracuse.

APRIL 11 - Outrighted **RHP YENNSY DÍAZ** to Triple-A Syracuse.

APRIL 12 - Placed **RHP TAIJUAN WALKER** on the 10-Day IL with Right Shoulder Bursitis...Activated **RHP EDWIN DÍAZ** from the bereavement list.

APRIL 15 - Placed **OF BRANDON NIMMO** and **OF MARK CANHA** on the IL...Recalled **OF NICK PLUMMER** from Triple-A Syracuse...Selected **INF MATT REYNOLDS** from Triple-A Syracuse.

APRIL 19 - Reinstated **OF BRANDON NIMMO** from the IL...Optioned **OF NICK PLUMMER** to Triple-A Syracuse...Added **RHP YOAN LÓPEZ** as the team's 29th man for the doubleheader.

APRIL 20 - Reinstated **OF MARK CANHA** from the IL...Reinstated **RHP JAKE REED** from the 10-day IL and optioned him to Triple-A Syracuse...Designated **INF MATT REYNOLDS** for assignment.

APRIL 22 - Optioned **LHP DAVID PETERSON** to Triple-A Syracuse.

APRIL 23 - Recalled **RHP ADONIS MEDINA** from Triple-A Syracuse.

APRIL 24 - Optioned **RHP ADONIS MEDINA** to Triple-A Syracuse...Recalled **RHP YOAN LÓPEZ** from Triple-A Syracuse...**INF MATT REYNOLDS** was claimed off waivers by Cincinnati.

APRIL 30 - Activated **RHP TAIJUAN WALKER** from the IL...Optioned **RHP YOAN LÓPEZ** to Triple-A Syracuse.

MAY 1 - Placed **RHP SEAN REID-FOLEY** on the 60-Day IL with a partially torn right UCL...Recalled **RHP YOAN LÓPEZ** from Triple-A Syracuse...Optioned **RHP YOAN LÓPEZ** to Triple-A Syracuse.

MAY 2 - Designated **INF ROBINSON CANÓ** for assignment.

MAY 3 - Added **LHP DAVID PETERSON** from Triple-A Syracuse to serve as the team's 27th man...Placed **RHP TREVOR MAY** on the 15-Day IL with right triceps inflammation...Recalled **RHP ADONIS MEDINA** from Triple-A Syracuse.

MAY 7 - Optioned **RHP ADONIS MEDINA** to Triple-A Syracuse.

MAY 8 - Selected **RHP STEPHEN NOGOSEK** from Triple-A Syracuse...Released **INF ROBINSON CANÓ**.

MAY 10 - Claimed **LHP LOCKE ST. JOHN** off waivers from the Chicago Cubs and optioned him to Triple-A Syracuse...Transferred **RHP JACOB deGROM** to the 60-Day IL.

MAY 12 - Optioned **RHP STEPHEN NOGOSEK** to Triple-A Syracuse...Recalled **RHP JAKE REED** from Triple-A Syracuse.

MAY 13 - Placed **C JAMES McCANN** on the 10-Day IL, retroactive to May 11, with a fracture of the left hamate...Recalled **C PATRICK MAZIEKA** from Triple-A Syracuse.

MAY 15 - Placed **RHP TYLOR MEGILL** on the 15-Day IL, retroactive to May 12, with right biceps inflammation...Selected **RHP COLIN HOLDERMAN** from Triple-A Syracuse...Transferred **RHP TREVOR MAY** to the 60-Day IL.

MAY 16 - Placed **OF STARLING MARTE** on the bereavement list...Recalled **RHP STEPHEN NOGOSEK** from Triple-A Syracuse.

MAY 17 - Optioned **RHP JAKE REED** to Triple-A Syracuse...Recalled **INF GOSUKE KATOH** from Triple-A Syracuse.

MAY 21 - Added **RHP ADONIS MEDINA** from Triple-A Syracuse to serve as the team's 27th man...Placed **RHP MAX SCHERZER** on the 15-Day IL, retroactive to May 19, with an oblique strain...Recalled **RHP JAKE REED** from Triple-A Syracuse...Activated **OF STARLING MARTE** from the bereavement list...Optioned **INF GOSUKE KATOH** to Triple-A Syracuse.

MAY 23 - Recalled **LHP DAVID PETERSON** from Triple-A Syracuse...Optioned **RHP JAKE REED** to Triple-A Syracuse.

MAY 25 - Recalled **LHP THOMAS SZAPUCKI** from Triple-A Syracuse...Optioned **RHP STEPHEN NOGOSEK** to Triple-A Syracuse...Optioned **LHP THOMAS SZAPUCKI** to Triple-A Syracuse.

MAY 27 - Recalled **RHP YOAN LÓPEZ** from Triple-A Syracuse...Placed **OF TRAVIS JANKOWSKI** on the 10-Day IL on May 27, retroactive to May 26, with a left fourth metacarpal fracture...Recalled **RHP STEVE NOGOSEK** from Triple-A Syracuse.

MAY 28 - Recalled **OF NICK PLUMMER** from Triple-A Syracuse...Optioned **RHP YOAN LÓPEZ** to Triple-A Syracuse.

MAY 29 - Acquired **INF/OF JT RIDDLE** from Cincinnati in exchange for cash considerations...Assigned him to Triple-A Syracuse.

MAY 30 - Optioned **INF DOMINIC SMITH** to Triple-A Syracuse.

MAY 31 - Recalled **RHP ADONIS MEDINA** from Triple-A Syracuse.

JUNE 8 - Recalled **OF KHALIL LEE** from Triple-A Syracuse...Optioned **RHP Adonis Medina** to Triple-A Syracuse.

JUNE 10 - Reinstated **RHP TYLOR MEGILL** from the 15-Day IL...Optioned **RHP STEPHEN NOGOSEK** to Triple-A Syracuse.

JUNE 11 - Placed **RHP COLIN HOLDERMAN** on the 15-Day IL, retroactive to June 8, with right shoulder impingement...Recalled **RHP JAKE REED** from Triple-A Syracuse.

JUNE 15 - Recalled **RHP YOAN LÓPEZ** from Triple-A Syracuse...Optioned **OF KHALIL LEE** to Triple-A Syracuse.

JUNE 17 - Placed **RHP TYLOR MEGILL** on the 15-Day IL...Recalled **RHP ADONIS MEDINA** from Triple-A Syracuse...Selected **RHP TOMMY HUNTER** from Triple-A Syracuse...Optioned **RHP JAKE REED** to Triple-A Syracuse.

JUNE 20 - Recalled **INF DOMINIC SMITH** from Triple-A Syracuse...Placed **RHP SETH LUGO** on the Paternity List.
JUNE 23 - Reinstated **RHP SETH LUGO** from the Paternity List...Optioned **RHP YOAN LÓPEZ** to Triple-A Syracuse.
JUNE 24 - Reinstated **C JAMES McCANN** from the 10-Day IL...Optioned **C PATRICK MAZEIKA** to Triple-A Syracuse.
JUNE 27 - Reinstated **RHP COLIN HOLDERMAN** from the 15-Day IL and optioned him to Triple-A Syracuse...
 Transferred **RHP TYLOR MEGILL** to the 60-Day IL...Claimed **INF KRAMER ROBERTSON** off waivers from Atlanta.
JUNE 28 - Selected **OF ENDER INCIARTE** from Triple-A Syracuse...Optioned **OF NICK PLUMMER** to Triple-A Syracuse...
 Designated **LHP LOCKE ST. JOHN** for assignment.

JULY 1 - Selected the contract of **RHP R.J. ALVAREZ**...Placed **RHP CHRIS BASSITT** on the IL...Outrighted **LHP LOCKE ST. JOHN** to Triple-A Syracuse.
JULY 3 - Placed **LHP DAVID PETERSON** on the Paternity List...Recalled **RHP COLIN HOLDERMAN** from Triple-A Syracuse.
JULY 5 - Reinstated **RHP MAX SCHERZER** from the 15-Day IL...Designated **LHP CHASEN SHREVE** for assignment.
JULY 6 - Reinstated **LHP DAVID PETERSON** from the Paternity List...Optioned **RHP R.J. ALVAREZ** to Triple-A Syracuse.
JULY 7 - Recalled **RHP JAKE REED** from Triple-A Syracuse...Optioned **RHP ADONIS MEDINA** to Triple-A Syracuse.
JULY 8 - Reinstated **RHP CHRIS BASSITT** from the IL...Optioned **RHP JAKE REED** to Triple-A Syracuse.
JULY 9 - Released **LHP CHASEN SHREVE**.
JULY 10 - Placed **C JAMES McCANN** on the 10-Day IL with a left oblique strain...Recalled **C PATRICK MAZEIKA** from Triple-A Syracuse...Claimed **LHP SAM CLAY** off waivers and optioned him to Triple-A Syracuse...Designated **RHP JAKE REED** for assignment.
JULY 11 - Placed **INF/OF JEFF McNEIL** on the Paternity List...Reinstated **OF TRAVIS JANKOWSKI** from the 10-Day IL.
JULY 14 - Activated **INF/OF JEFF McNEIL** from the Paternity List...Designated **OF ENDER INCIARTE** for assignment.
JULY 16 - Added **RHP YOAN LÓPEZ** from Triple-A Syracuse to serve as the team's 27th man.
JULY 17 - Released **OF ENDER INCIARTE**.
JULY 20 - Placed **INF DOMINIC SMITH** on the 10-Day IL, retroactive to July 17.
JULY 22 - Selected **INF TRAVIS BLANKENHORN** from Triple-A Syracuse...Acquired **INF DANIEL VOGELBACH** from Pittsburgh in exchange for **RHP COLIN HOLDERMAN**...Recalled **RHP YOAN LÓPEZ** from Triple-A Syracuse.
JULY 23 - Acquired **C MICHAEL PÉREZ** from Pittsburgh in exchange for cash considerations...Designated **INF TRAVIS BLANKENHORN** for assignment.
JULY 24 - Optioned **C MICHAEL PÉREZ** to Triple-A Syracuse.
JULY 28 - Acquired **OF TYLER NAQUIN** and **LHP PHILLIP DIEHL** from Cincinnati in exchange for two minor leaguers... Designated **RHP R.J. ALVAREZ** for assignment...Placed **RHP DREW SMITH** on the 15-Day IL, retroactive to July 25.
JULY 29 - Activated **OF TYLER NAQUIN**...Recalled **RHP STEPHEN NOGOSEK** and **LHP SAM CLAY** from Triple-A Syracuse...Optioned **LHP DAVID PETERSON** to Triple-A Syracuse...Designated **OF TRAVIS JANKOWSKI** for assignment.
JULY 31 - Outrighted **RHP R.J. ALVAREZ** to Triple-A Syracuse.

AUGUST 2 - Reinstated **RHP JACOB deGROM** from the 60-Day IL...Acquired **INF/OF DARIN RUF** from San Francisco in exchange for **INF J.D. DAVIS**, **LHP THOMAS SZAPUCKI** and two minor leaguers...Acquired **RHP MYCHAL GIVENS** from Chicago-NL in exchange for minor leaguer **RHP SAUL GONZALEZ**...Recalled **INF KRAMER ROBERTSON** from Triple-A Syracuse...Optioned **LHP SAM CLAY** to Triple-A Syracuse.
AUGUST 3 - Reinstated **RHP TREVOR MAY** from the 60-Day IL...Optioned **RHP STEPHEN NOGOSEK** and **RHP YOAN LÓPEZ** to Triple-A Syracuse...Designated **INF KRAMER ROBERTSON** for assignment.
AUGUST 4 - Reinstated **C JAMES McCANN** from the 10-Day IL...Optioned **C PATRICK MAZEIKA** to Triple-A Syracuse.
AUGUST 6 - Placed **RHP TOMMY HUNTER** on the 15-Day IL with lower back tightness...Recalled **LHP DAVID PETERSON** from Triple-A Syracuse...Recalled **RHP YOAN LÓPEZ** from Triple-A Syracuse to serve as the 27th man.
AUGUST 7 - Optioned **LHP DAVID PETERSON** to Triple-A Syracuse...Recalled **RHP ADONIS MEDINA** from Triple-A Syracuse.
AUGUST 11 - Reinstated **INF DOMINIC SMITH** from the 10-Day IL and optioned him to Triple-A Syracuse.
AUGUST 15 - Placed **INF LUIS GUILLORME** on the 10-Day IL, with a left groin strain...Placed **C TOMÁS NIDO** on the IL...Recalled **C MICHAEL PÉREZ** from Triple-A Syracuse...Selected **INF DEVEN MARRERO** from Triple-A Syracuse.
AUGUST 16 - Recalled **RHP STEPHEN NOGOSEK** from Triple-A Syracuse...Selected **RHP R.J. ALVAREZ** from Triple-A Syracuse...Placed **RHP CARLOS CARRASCO** on the 15-Day IL, with a low-grade left oblique strain...Optioned **RHP ADONIS MEDINA** to Triple-A Syracuse...Designated **OF NICK PLUMMER** for assignment...Signed **OF TRAVIS JANKOWSKI** to a minor league contract.
AUGUST 17 - Selected **INF BRETT BATY** from Triple-A Syracuse...Recalled **LHP SAM CLAY** from Triple-A Syracuse... Placed **INF EDUARDO ESCOBAR** on the 10-Day IL, retroactive to August 16, with a left oblique strain...Designated **RHP R.J. ALVAREZ** for assignment.
AUGUST 18 - Claimed **INF Yoimer Sánchez** off waivers from the Boston Red Sox...Designated **C PATRICK MAZEIKA** for assignment.
AUGUST 19 - Activated **INF YOLMER SÁNCHEZ**...Designated **INF DEVEN MARRERO** for assignment...Outrighted **OF NICK PLUMMER** to Triple-A Syracuse.
AUGUST 20 - Recalled **LHP DAVID PETERSON** from Triple-A Syracuse to serve as the team's 27th man...Selected **LHP ROB ZASTRYZNY** from Triple-A Syracuse...Optioned **LHP SAM CLAY** to Triple-A Syracuse...Sent **RHP R.J. ALVAREZ** outright to Triple-A Syracuse.
AUGUST 21 - Recalled **RHP JOSÉ BUTTO** from Triple-A Syracuse...Selected **LHP NATE FISHER** from Triple-A

Syracuse...Optioned **LHP ROB ZASTRYZNY** to Triple-A Syracuse...Placed **RHP STEPHEN NOGOSEK** on the 15-Day IL, with a left oblique strain...Designated **LHP SAM CLAY** for assignment.

AUGUST 22 - Reinstated **C TOMÁS NIDO** from the IL...Selected **RHP CONNOR GREY** from Triple-A Syracuse...Optioned **RHP JOSÉ BUTTO** to Triple-A Syracuse...Designated **LHP ROB ZASTRYZNY** for assignment...Designated **LHP NATE FISHER** for assignment.

AUGUST 23 - Sent **LHP SAM CLAY** outright to Triple-A Syracuse.

AUGUST 25 - Sent **LHP NATE FISHER** outright to Triple-A.

AUGUST 26 - Reinstated **RHP TOMMY HUNTER** from the 15-Day IL...Optioned **C MICHAEL PÉREZ** to Triple-A Syracuse.

AUGUST 27 - Reinstated **INF EDUARDO ESCOBAR** from the 10-Day IL...Recalled **LHP DAVID PETERSON** from Triple-A Syracuse...Optioned **RHP CONNOR GREY** to Triple-A Syracuse...Designated **INF YOLMER SÁNCHEZ** for assignment.

AUGUST 30 - Sent **INF YOLMER SÁNCHEZ** outright to Triple-A Syracuse.

AUGUST 31 - Placed **INF BRETT BATY** on the 10-Day IL, retroactive to August 29...Selected **OF TERRANCE GORE** from Triple-A Syracuse.

SEPTEMBER 1 - Selected **INF DEVEN MARRERO** from Triple-A Syracuse...Recalled **RHP ADONIS MEDINA** from Triple-A Syracuse...Designated **RHP CONNOR GREY** for assignment.

SEPTEMBER 3 - Selected **RHP BRYCE MONTES DE OCA** from Triple-A Syracuse...Placed **RHP TREVOR MAY** on the IL.

SEPTEMBER 4 - Reinstated **RHP CARLOS CARRASCO** from the 15-Day IL...Optioned **RHP ADONIS MEDINA** to Triple-A Syracuse...Sent **RHP CONNOR GREY** outright to Triple-A Syracuse.

SEPTEMBER 7 - Placed **RHP MAX SCHERZER** on the 15-Day IL, retroactive to September 4, with left oblique irritation...Selected **LHP ALEX CLAUDIO** from Triple-A Syracuse...Recalled **RHP YOAN LÓPEZ** from Triple-A Syracuse to serve as the team's 29th man...Designated **RHP ADONIS MEDINA** for assignment.

SEPTEMBER 8 - Sent **RHP ADONIS MEDINA** outright to Triple-A Syracuse.

SEPTEMBER 10 - Placed **OF STARLING MARTE** on the 10-Day IL, retroactive to September 7, with a partial non-displaced fracture of his right middle finger...Recalled **INF MARK VIENTOS** from Triple-A Syracuse.

SEPTEMBER 12 - Reinstated **RHP TREVOR MAY** and **INF LUIS GUILLORME** from the IL...Designated **INF DEVEN MARRERO** for assignment...Placed **RHP BRYCE MONTES DE OCA** on the 15-Day IL with left hamstring tightness.

SEPTEMBER 16 - Sent **INF DEVEN MARRERO** outright to Triple-A Syracuse.

SEPTEMBER 17 - Placed **RHP MYCHAL GIVENS** on the IL...Reinstated **RHP STEPHEN NOGOSEK** from the 15-Day IL.

SEPTEMBER 19 - Reinstated **RHP MAX SCHERZER** from the 15-Day IL...Reinstated **RHP TYLOR MEGILL** from the 60-Day IL...Optioned **RHP STEPHEN NOGOSEK** and **LHP ALEX CLAUDIO** to Triple-A Syracuse.

SEPTEMBER 20 - Reinstated **RHP DREW SMITH** from the 15-Day IL...Placed **RHP TOMMY HUNTER** on the 15-Day IL.

SEPTEMBER 30 - Selected **C FRANCISCO ÁLVAREZ** from Triple-A Syracuse...Placed **INF/OF DARIN RUF** on the 10-Day IL, retroactive to September 27...Designated **LHP ALEX CLAUDIO** for assignment.

OCTOBER 4 - Recalled **RHP STEPHEN NOGOSEK** from Triple-A Syracuse to serve as the team's 29th man.

OCTOBER 5 - Reinstated **RHP MYCHAL GIVENS** from the IL...Placed **RHP TYLOR MEGILL** on the IL.

OCTOBER 6 - Reinstated **RHP TYLOR MEGILL** from the IL...Designated **C MICHAEL PÉREZ** for assignment.

OCTOBER 11 - Outrighted **C MICHAEL PÉREZ** to Triple-A Syracuse.

NOVEMBER 6 - **LHP JOELY RODRÍGUEZ**, **RHP TREVOR MAY**, **RHP SETH LUGO**, **RHP ADAM OTTAVINO**, **RHP EDWIN DÍAZ**, **OF BRANDON NIMMO**, **OF TYLER NAQUIN**, **RHP TREVOR WILLIAMS**, **RHP TOMMY HUNTER**, **RHP CHRIS BASSITT**, **RHP JACOB deGROM** and **RHP TAIJUAN WALKER** elected free agency.

NOVEMBER 9 - Claimed **LHP TAYLER SAUCEDO** off waivers from Toronto...Signed **RHP EDWIN DÍAZ** as a free agent to a five-year contract with a club option for 2028...**RHP MYCHAL GIVENS** elected free agency.

NOVEMBER 10 - Reinstated **RHP JOHN CURTISS**, **RHP SEAN REID-FOLEY** and **LHP JOEY LUCCHESI** from the 60-Day IL.

NOVEMBER 11 - Outrighted **OF TERRANCE GORE** to Triple-A Syracuse.

NOVEMBER 15 - Claimed **RHP STEPHEN RIDINGS** off waivers from New York-AL.

NOVEMBER 18 - Acquired **RHP ELIESER HERNANDEZ** and **RHP JEFF BRIGHAM** from Miami in exchange for minor league **RHP FRANKLIN SANCHEZ** and a player to be named later...Claimed **RHP WILLIAM WOODS** off waivers from Atlanta...**INF DOMINIC SMITH** and **RHP SEAN REID-FOLEY** elected free agency.

NOVEMBER 23 - Signed **LHP ZACH MUCKENHIRN** and **RHP DENYI REYES** to minor league contracts and invited them to spring training.

DECEMBER 1 - Signed **RHP JIMMY YACABONIS** to a minor league contract.

DECEMBER 5 - Signed **RHP TOMMY HUNTER** and **RHP SEAN REID-FOLEY** to minor league contracts.

DECEMBER 7 - Acquired **LHP Brooks Raley** from Tampa Bay in exchange for minor league **LHP Keyshawn Askew**...Selected **RHP ZACH GREENE** in the Rule 5 Draft from New York-AL...**OF JAKE MANGUM** sent to Miami to complete November 18 trade...Signed **RHP JUSTIN VERLANDER** to a two-year contract.

DECEMBER 9 - Signed **RHP DAVID ROBERTSON** to a one-year contract...Signed **LHP JOSÉ QUINTANA** to a two-year contract.

DECEMBER 10 - Signed **INF JOSÉ PERAZA** to a minor league contract...Signed **OF BRANDON NIMMO** as a free agent to an eight-year contract.

DECEMBER 16 - Signed **OF ABRAHAM ALMONTE** to a minor league contract and invited him to spring training.

DECEMBER 17 - Signed **RHP KODAI SENGA** to a five-year contract.

DECEMBER 20 - Signed **C OSCAR CAMPOS**, **LHP T.J. McFARLAND** and **OF LORENZO CEDROLA** to minor league contracts.

DECEMBER 21 - Acquired a player to be named later from Baltimore in exchange for **C JAMES McCANN** and cash considerations...Released **RHP YOAN LÓPEZ**.

DECEMBER 22 - Signed **INF DANNY MENDICK** to a one-year contract...Signed **C OMAR NARVÁEZ** to a one-year contract with a player option for 2024...Signed **C JOSE MENA** to a minor league contract.

DECEMBER 27 - Designated **RHP WILLIAM WOODS** for assignment...Signed **RHP ADAM OTTAVINO** as a free agent to a one-year contract with a player option for 2024.

JANUARY 6 - Outrighted **RHP WILLIAM WOODS** to Triple-A Syracuse.

JANUARY 13 - Acquired **OF LUIS DE LA CRUZ** from Baltimore to complete December 21 trade...Signed **INF PETE ALONSO**, **RHP JEFF BRIGHAM**, **INF LUIS GUILLORME**, **RHP ELIESER HERNÁNDEZ**, **C TOMÁS NIDO**, **RHP DREW SMITH** and **LHP JOEY LUCCHESI** to one-year contracts.

JANUARY 19 - Signed **C TOMÁS NIDO** to a two-year contract.

JANUARY 24 - Signed **OF TOMMY PHAM** to a one-year contract...Designated **LHP TAYLER SAUCEDO** for assignment.

JANUARY 30 - Signed **C MICHAEL PÉREZ** to a minor league contract.

JANUARY 31 - Signed **INF/OF JEFF MCNEIL** to a four-year contract extension.

FEBRUARY 2 - Invited the following players to spring training: **INF JONATHAN ARAÚZ**, **OF LORENZO CEDROLA**, **RHP CONNOR GREY**, **RHP GRANT HARTWIG**, **OF TIM LOCASTRO**, **LHP T.J. MCFARLAND**, **C NICK MEYER**, **RHP ERIC ORZE**, **C KEVIN PARADA**, **C MICHAEL PÉREZ**, **OF ALEX RAMÍREZ**, **C HAYDEN SENGGER**, **OF DJ STEWART**, **LHP JOSH WALKER** and **RHP WILLIAM WOODS**.

FEBRUARY 6 - Claimed **RHP SAM COONROD** off waivers from the Philadelphia Phillies...Designated **OF KHALIL LEE** for assignment.

FEBRUARY 10 - Outrighted **OF KHALIL LEE** to Triple-A Syracuse.

1-0 WINS DECIDED BY A HOME RUN

Date	Opponent	Inning	Mets Batter	Opponent Pitcher
6/14/65	at Cincinnati	11	Johnny Lewis	Jim Maloney
6/21/65	at Los Angeles	9	Billy Cowan	Claude Osteen
5/26/67	vs. Atlanta	2	Jerry Buchek	Ken Johnson
4/30/68	vs. Philadelphia	2	Ron Swoboda	Chris Short
8/19/69	vs. San Francisco	14	Tommie Agee	Juan Marichal
4/11/71	vs. Cincinnati	11	Jerry Grote	Wayne Granger
4/16/71	vs. Pittsburgh	4	Donn Clendenon	Dock Ellis
9/7/73 (1)	at Montreal	1	Wayne Garrett	Steve Renko
6/17/76	vs. Los Angeles	14	Dave Kingman	Charlie Hough
10/2/83 (1)	vs. Montreal	1	Danny Heep	Charlie Lea
7/6/84 (1)	vs. Cincinnati	6	Hubie Brooks	Jeff Russell
4/12/85	vs. Cincinnati	4	Gary Carter	Mario Soto
10/1/85	at St. Louis	11	Darryl Strawberry	Ken Dayley
4/14/88	vs. Montreal	6	Lenny Dykstra	Dennis Martínez
7/29/88	vs. Pittsburgh	8	Kevin Elster	John Smiley
4/27/90	at Houston	4	Mark Carreon	Mark Portugal
5/26/96	vs. San Diego	1	Bernard Gilkey	Sean Bergman
9/14/97	vs. Montreal	5	Luis López	Carlos Pérez
8/21/98 (2)	vs. St. Louis	1	Edgardo Alfonzo	Manny Aybar
4/26/02	vs. Milwaukee	2	Jay Payton	Glendon Rusch
5/12/04	at Arizona	1	Kazuo Matsui	Randy Johnson
8/26/05	at San Francisco	2	David Wright	Kevin Correia
4/29/06	at Atlanta	6	Paul Lo Duca	John Thomson
4/29/07	at Washington	5	Carlos Beltrán	Matt Chico
8/7/10	at Philadelphia	7	Jeff Francoeur	Cole Hamels
6/19/14	at Miami	1	David Wright	Andrew Heaney
10/4/15	vs. Washington	8	Curtis Granderson	Blake Treinen
5/30/16	vs. Chicago-AL	7	Neil Walker	José Quintana
6/25/16	at Atlanta	11	Kelly Johnson	Dario Álvarez
5/2/19	vs. Cincinnati	3	Noah Syndergaard*	Tyler Mahle
7/24/20	vs. Atlanta	7	Yoenis Céspedes	Chris Martin
5/27/21	vs. Colorado-G1	3	Jose Peraza	Germán Márquez

* Pitcher

2022 FINAL BATTING STATS

PLAYER	AVG	G	AB	R	H	TB	2B	3B	HR	RBI	SH	SF	HP	BB	IBB	SO	SB	CS	DP	E	SLG	OBP	PINCH HIT				
																							AB	H	HR	RBI	
Alonso, P	.271	160	597	95	162	309	27	0	40	131	0	9	12	67	16	128	5	1	17	8	.518	.352	0	0	0	0	
+Alvarez, F	.167	5	12	3	2	6	1	0	1	1	0	0	2	0	4	0	0	1	0	0	.500	.286	2	0	0	0	
+Baty, B	.184	11	38	4	7	13	0	0	2	5	0	0	1	2	0	8	0	0	0	2	.342	.444	0	0	0	0	
Blankenhorn, T.	.000	1	3	0	0	0	0	0	0	0	0	0	0	0	0	1	0	0	0	0	.000	.000	0	0	0	0	
Canha, M	.266	140	462	71	123	186	24	0	13	61	0	4	28	48	1	97	3	1	3	0	.403	.367	10	0	0	0	
#Canó, R	.150	33	100	5	15	19	1	0	1	4	0	0	0	4	0	25	0	0	2	1	.190	.183	6	0	0	0	
NY	.195	12	41	3	8	11	0	0	1	3	0	0	0	2	0	11	0	0	0	0	.268	.233	1	0	0	0	
#Davis, J	.248	115	318	46	79	133	16	1	12	35	0	2	6	39	1	122	1	1	13	3	.418	.340	23	5	2	4	
NY	.238	66	181	26	43	65	8	1	4	21	0	2	4	20	0	66	1	1	9	2	.359	.324	13	3	1	3	
Escobar, E	.240	136	495	58	119	213	26	4	20	69	0	6	1	40	3	129	0	2	4	12	.430	.295	3	2	0	1	
LEFT	.230	128	335	34	77	129	15	2	11	38	0	4	0	31	3	88	0	2	3	-	.385	.292					
RIGHT	.263	88	160	24	42	84	11	2	9	31	0	2	1	9	0	41	0	0	1	-	.525	.302					
Gore, T	.143	10	7	1	1	1	0	0	0	1	0	0	0	0	0	3	3	0	0	0	.143	.143	0	0	0	0	
Guillorme, L	.273	102	297	33	81	101	12	1	2	17	2	0	2	34	1	46	1	0	15	3	.340	.351	6	1	0	0	
Inciarte, E	.125	11	8	1	1	1	0	0	0	0	0	0	0	0	0	0	0	0	0	0	.125	.125	1	0	0	0	
#Jankowski, T.	.164	44	55	11	9	9	0	0	0	2	0	0	1	8	0	10	3	0	0	0	.164	.281	1	0	0	0	
NY	.167	43	54	11	9	9	0	0	0	2	0	0	1	8	0	9	3	0	0	0	.167	.286	1	0	0	0	
+Lee, K	.500	2	2	1	4	0	0	1	3	0	0	0	0	0	0	0	0	0	0	0	2.000	.500	0	0	0	0	
Lindor, F	.270	161	630	98	170	283	25	5	26	107	0	7	10	59	2	133	16	6	11	9	.449	.339	0	0	0	0	
LEFT	.269	153	442	75	119	197	17	5	17	77	0	4	7	45	2	98	12	4	7	-	.446	.343					
RIGHT	.271	98	188	23	51	86	8	0	9	30	0	3	3	14	0	35	4	2	4	-	.457	.327					
Marrero, D	.000	5	6	0	0	0	0	0	0	0	0	0	0	0	0	3	1	0	0	0	.000	.000	0	0	0	0	
Marte, S	.292	118	466	76	136	218	24	5	16	63	0	0	13	26	0	97	18	9	18	1	.468	.347	1	0	0	0	
Mazeika, P	.191	24	68	4	13	20	4	0	1	6	2	0	0	2	0	9	0	0	0	0	1	.294	.214	3	0	0	0
McCann, J	.195	61	174	19	34	49	6	0	3	18	0	2	4	11	0	46	3	0	5	4	.282	.257	1	0	0	0	
McNeil, J	.326	148	533	73	174	242	39	1	9	62	0	5	11	40	1	61	4	0	6	4	.454	.382	3	0	0	0	
#Naquin, T	.229	105	310	47	71	131	19	4	11	46	1	0	4	19	2	93	4	2	3	2	.423	.282	10	1	0	1	
NY	.203	49	123	18	25	48	7	2	4	13	0	0	1	6	0	40	1	0	2	2	.390	.246	5	1	0	1	
Nido, T	.239	98	284	31	68	92	15	0	3	28	12	2	1	14	0	76	0	0	14	5	.324	.276	2	0	0	0	
Nimmo, B	.274	151	580	102	159	251	30	7	16	64	3	3	16	71	0	116	3	2	9	0	.433	.367	0	0	0	0	
#Perez, M	.149	45	121	10	18	36	0	0	6	14	1	0	0	10	0	32	1	0	2	1	.298	.214	1	0	0	0	
NY	.143	6	14	2	2	2	0	0	0	3	0	0	0	2	0	6	0	0	0	0	.143	.250	0	0	0	0	
+Plummer, N	.138	14	29	4	4	11	1	0	2	6	0	0	1	1	0	12	0	0	1	0	.379	.194	0	0	0	0	
#Reynolds, M.	.246	93	244	31	60	81	10	1	3	23	0	1	1	26	0	78	5	0	7	6	.332	.320	8	2	0	0	
NY	.000	1	0	0	0	0	0	0	0	0	0	0	0	0	0	0	0	0	0	0	.000	.000	0	0	0	0	
#Ruf, D	.204	119	334	52	68	113	12	0	11	45	0	3	6	45	0	105	2	0	11	2	.338	.307	28	6	1	6	
NY	.152	29	66	6	10	13	3	0	0	7	0	2	1	5	0	20	0	0	3	0	.197	.216	8	1	0	2	
#Sánchez, Y	.108	17	37	1	4	4	0	0	0	2	2	0	0	5	0	13	0	2	0	2	.108	.214	0	0	0	0	
NY	.000	3	0	0	0	0	0	0	0	0	0	0	0	0	0	0	0	0	0	1	.000	.000	0	0	0	0	
Smith, Do	.194	58	134	11	26	38	10	1	0	17	0	2	4	12	0	37	0	0	0	0	.284	.276	12	3	0	2	
+Vientos, M	.167	16	36	3	6	10	1	0	1	3	0	0	0	5	0	12	0	0	1	0	.278	.268	5	1	0	1	
#Vogelbach, D.	.238	130	386	47	92	167	19	1	18	59	0	1	1	73	2	114	0	0	11	1	.433	.360	14	3	2	2	
NY	.255	55	149	18	38	65	9	0	6	25	0	0	1	33	1	47	0	0	3	0	.436	.393	6	0	0	0	
METS	.259	162	5489	772	1422	2261	272	27	171	735	20	44	112	510	25	1217	62	22	122	67	.412	.332	-	-	-	-	
OPPONENTS	.236	162	5408	606	1274	2037	232	12	169	585	12	27	71	428	13	1565	86	28	116	-	.377	.299	-	-	-	-	

MOST RUNS SCORED BY INNING

- 1st Inning 9, August 16, 1988, at San Francisco
- 2nd Inning 8, three times, last, June 6, 1980, vs. Pittsburgh
- 3rd Inning 12, April 29, 2016 vs. San Francisco
- 4th Inning 10, twice, last, September 11, 2020 at Toronto (Buffalo)
- 5th Inning 10, August 16, 2018 (Game One) at Philadelphia
- 6th Inning 11, July 16, 2006, at Chicago (NL)
- 7th Inning 8, three times, last, May 17, 2002 at San Diego
- 8th Inning 10, June 30, 2000 vs. Atlanta
- 9th Inning 9, April 6, 2002 at Atlanta
- 10th Inning 6, August 1, 2001 at Houston
- 11th Inning 6, June 30, 1979 at Chicago (NL)
- 12th Inning 4, two times, last, August 18, 2021 at San Francisco
- 13th Inning 4, August 27, 2015 at Philadelphia
- 14th Inning 4, June 26, 1963 vs. Chicago (NL)
- 15th Inning 3, September 7, 1973 (Game Two) at Montreal
- 16th Inning 2, September 1, 1963 vs. Milwaukee
- 17th Inning 3, two times, last, July 7, 2007 at Houston
- 18th Inning 2, July 19, 2015 at St. Louis
- 19th Inning 5, July 4, 1985 at Atlanta
- 20th Inning 1, April 17, 2010 at St. Louis

2022 FINAL PITCHING STATS

PITCHER	R/L	W-L	ERA	G	GS	CG	GF	SHO	SV	IP	H	R	ER	HR	HB	BB	IBB	SO	WP	BK	OPP
																					AVG
Alvarez, R	R	0-1	11.57	1	0	0	0	0	0	2.1	4	3	3	2	0	3	0	2	0	0	.400
Bassitt, C	R	15-9	3.42	30	30	0	0	0	0	181.2	159	71	69	19	13	49	0	167	5	1	.234
+Butto, J	R	0-0	15.75	1	1	0	0	0	0	4.0	9	7	7	2	0	2	0	5	0	0	.429
Carrasco, C	R	15-7	3.97	29	29	0	0	0	0	152.0	161	71	67	17	8	41	2	152	5	0	.272
Claudio, A	L	0-0	0.00	3	0	0	2	0	0	3.1	1	0	0	0	0	2	0	2	0	0	.091
#Clay, S	L	0-0	8.44	7	0	0	1	0	0	5.1	4	6	5	1	4	4	0	5	0	0	.200
NY	L	0-0	0.00	1	0	0	1	0	0	1.0	1	1	0	0	0	1	0	2	0	0	.200
deGrom, J	R	5-4	3.08	11	11	0	0	0	0	64.1	40	22	22	9	0	8	0	102	0	0	.175
Diaz, E	R	3-1	1.31	61	0	0	49	0	32	62.0	34	9	9	3	2	18	1	118	2	0	.160
+Fisher, N	L	0-0	0.00	1	0	0	0	0	0	3.0	1	0	0	0	0	2	0	1	0	0	.111
#Givens, M	R	7-3	3.38	59	1	0	12	0	2	61.1	56	27	23	8	5	25	4	71	2	0	.247
NY	R	1-1	4.79	19	1	0	7	0	0	20.2	24	12	11	3	2	6	1	20	1	0	.304
#Holderman, C	R	5-0	3.81	24	0	0	0	6	0	0	28.1	20	14	12	0	4	14	1	24	0	0
.206																					
NY	R	4-0	2.04	15	0	0	5	0	0	17.2	11	6	4	0	0	7	0	18	0	0	.186
Hunter, T	R	0-1	2.42	18	0	0	7	0	0	22.1	21	8	6	4	0	6	0	22	1	0	.241
López, Y	R	1-0	5.73	8	0	0	5	0	0	11.0	14	8	7	2	1	5	1	10	0	0	.311
Lugo, S	R	3-2	3.60	62	0	0	20	0	3	65.0	58	26	26	9	3	18	1	69	2	0	.233
May, T	R	2-0	5.04	26	0	0	6	0	1	25.0	27	14	14	4	0	9	0	30	0	0	.265
+Medina, A	R	1-0	6.08	14	0	0	6	0	1	23.2	30	18	16	2	4	6	0	17	0	1	.306
Megill, T	R	4-2	5.13	15	9	0	2	0	0	47.1	46	27	27	7	1	13	0	51	1	0	.253
+Montes de Oca, B	R	0-0	10.80	3	0	0	1	0	0	0	3.1	7	4	4	0	0	2	0	6	1	0
.412																					
+Nogosek, S	R	1-1	2.45	12	0	0	3	0	0	22.0	20	10	6	4	1	7	0	21	1	0	.230
Ottavino, A	R	6-3	2.06	66	0	0	19	0	3	65.2	48	15	15	6	5	16	2	79	7	0	.204
Peterson, D	L	7-5	3.83	28	19	0	0	0	0	105.2	93	50	45	11	7	48	1	126	3	0	.236
#Reed, J	R	2-0	7.02	18	0	0	5	0	1	16.2	17	15	13	2	3	8	0	13	0	1	.258
NY	R	1-0	11.37	5	0	0	1	0	0	6.1	4	8	8	2	1	6	0	6	0	0	.174
Reid-Foley, S	R	0-0	5.40	7	0	0	3	0	0	10.0	7	6	6	1	1	7	0	8	0	0	.194
Rodríguez, J	L	2-4	4.47	55	0	0	9	0	0	50.1	42	28	25	3	1	26	1	57	2	0	.226
Ruf, D	R	0-0	0.00	1	0	0	1	0	0	2.0	1	0	0	0	0	0	0	0	0	0	.143
Scherzer, M	R	11-5	2.29	23	23	0	0	0	0	145.1	108	39	37	13	11	24	0	173	1	0	.207
Shreve, C	L	1-1	6.49	25	0	0	4	0	0	26.1	27	19	19	6	0	10	1	29	2	0	.262
Smith, D	R	3-3	3.33	44	0	0	6	0	0	46.0	38	17	17	9	0	15	0	53	0	0	.222
#Szapucki, T	L	0-1	7.20	11	1	0	2	0	0	15.0	19	12	12	6	0	7	0	18	1	0	.317
NY	L	0-1	60.75	1	1	0	0	0	0	1.1	7	9	9	4	0	3	0	2	0	0	.700
Walker, T	R	12-5	3.49	29	29	0	0	0	0	157.1	143	63	61	15	6	45	1	132	0	0	.240
Williams, T	R	3-5	3.21	30	9	0	5	0	1	89.2	87	34	32	12	4	23	1	84	1	0	.253
#Zastrzyny, R	L	0-0	6.75	6	0	0	1	0	0	4.0	3	4	3	0	0	1	0	3	1	0	.200
NY	L	0-0	9.00	1	0	0	0	0	0	1.0	1	1	1	0	0	0	0	1	0	0	.250
METS		101-101	3.57	162	162	0	162	19	41	1438.2	1274	606	570	169	71	428	13	1565	35	2	.236
OPPONENTS		61-101	3.74	4.49	162	1	161	8	35	1419.2	1422	772	709	171	112	510	25	1217	49	5	.259

+ Rookie | # Totals

TIE GAMES

There have been eight ties in Mets history...Here are those eight games:

- September 9, 1962 7-7 vs. Colt 45's at Houston
- June 7, 1964 (Game 2) 1-1 vs. Dodgers at Shea
- May 31, 1965 (Game 2) 3-3 vs. Cubs at Chicago
- October 2, 1965 (Game 2)* 0-0 vs. Phillies at Shea (18 innings)
*This is the longest 0-0 night game in major league history...The Phillies' Chris Short struck out 18 Mets in 15 innings of work. Rob Gardener hurled 15 innings to tie Al Jackson's one-game Met record.
- September 2, 1968 (Game 2) 2-2 vs. Braves at Shea
- May 25, 1979* 3-3 vs. Pirates at Shea (11 innings)
*Game called after Pirate leftfielder Bill Robinson lost Joel Youngblood's leadoff fly in the 11th in the thick fog at Shea.
- April 22, 1981 2-2 vs. Pirates at Pittsburgh
- October 1, 1981 2-2 vs. Cubs at Shea

2022 MISCELLANEOUS STATS

VS. NATIONAL LEAGUE

	Home		Road		Totals	
	W	L	W	L	W	L
vs. Atlanta	6	3	3	7	9	10
vs. Miami	6	4	7	2	13	6
vs. Philadelphia	7	2	7	3	14	5
vs. Washington	7	2	7	3	14	5
Totals vs. East	26	11	24	15	50	26

	Home		Road		Totals	
	W	L	W	L	W	L
vs. Chicago	0	3	3	1	3	4
vs. Cincinnati	3	0	2	1	5	1
vs. Milwaukee	2	1	2	1	4	2
vs. Pittsburgh	4	0	2	1	6	1
vs. St. Louis	3	1	2	1	5	2
Totals vs. Central	12	5	11	5	23	10

	Home		Road		Totals	
	W	L	W	L	W	L
vs. Arizona	2	1	2	1	4	2
vs. Colorado	3	1	2	1	5	2
vs. Los Angeles	2	1	2	2	4	3
vs. San Diego	1	2	1	2	2	4
vs. San Francisco	3	1	1	2	4	3
Totals vs. West	11	6	8	8	19	14

	Home		Road		Totals	
	W	L	W	L	W	L
TOTALS VS. NL	49	22	43	28	92	50

VS. AMERICAN LEAGUE

	Home		Road		Totals	
	W	L	W	L	W	L
vs. Houston	0	2	0	2	0	4
vs. Los Angeles	0	0	2	1	2	1
vs. New York	2	0	0	2	2	2
vs. Oakland	0	0	2	1	2	1
vs. Seattle	1	2	0	0	1	2
vs. Texas	2	1	0	0	2	1

	Home		Road		Totals	
	W	L	W	L	W	L
TOTALS VS. AL	5	5	4	6	9	11

	Home		Road		Totals	
	W	L	W	L	W	L
OVERALL TOTALS	54	27	47	34	101	61

SITUATIONAL RECORDS

	Home		Road		Totals	
	W	L	W	L	W	L
Shutouts	12	3	7	5	19	8
SHO - Individual	0	0	0	0	0	0
Extra Innings	5	2	5	0	10	2
One-Run Decisions	15	8	6	7	21	15
Two-Run Decisions	7	3	8	7	15	10
vs. LH Starters	15	12	17	11	32	23
vs. RH Starters	39	15	30	23	69	38
Grass Fields	54	27	45	33	99	60
Artificial Fields	0	0	2	1	2	1
Day Games	20	9	17	9	37	18
Night Games	34	18	30	25	64	43
	W	L				
Starters	70	42				
Relievers	31	19				
Streaks	7	3				

	W	L	Split
	Doubleheaders (Home)	4	0
Doubleheaders (Road)	2	0	3

MISCELLANEOUS

	Mets	Opp.
Double Plays	128	141
Triple Plays	0	0
Left on Base	1158	1041
Grand Slams	7	2
Home Runs - Home	81	68
Home Runs - Road	90	101

ATTENDANCE

Home	2,564,737 (77 dates)	33,308 avg.
Road	2,346,402 (80 dates)	29,330 avg.

2022 METS HIGHS AND LOWS

INDIVIDUAL BATTING HIGHS

Longest Hitting Streak13 games, Lindor, 9/14-9/28
 McNeil, 7/29-8/10
 Most Runs, Game...3, 20x, last, Alonso, Lindor, Nimmo, 9/25 at OAK
 Most Hits, Game.....4, 12x, last, Alonso, 9/25 at OAK
 Most RBI, Game.....6, 2x, last, Escobar, 6/6 at SD
 Most Doubles, Game.....3, McNeil, 8/3 at WAS
 Most Triples, Game...1, 27x, last, Lindor & Nimmo, 9/19 at MIL
 Most Home Runs, Game.....2, 7x, last, Canha, 8/21 at PHI
 Home Runs, Consecutive Games.....3, Alonso, 9/24-9/27
 Escobar, 7/1-7/3
 Grand Slams.....1, 7x, last, Escobar, 9/23 at OAK
 Pinch-Hit Home Runs.....1, Davis, 7/30 at MIA
 Leadoff Home Runs. 1, 2x, Nimmo, 8/27 vs. COL & 10/4 (G2) vs. WAS
 Walk-off Home Runs.....1, Alonso, 5/19 vs. STL
 Inside-the-Park Home Runs.....None
 Most Walks, Game.....3, 7x, last, McNeil, 9/18 vs. PIT
 Most Strikeouts, Game.....5, Naquin, 8/19 at PHI
 Most Total Bases, Game.....10, Escobar, 6/6 at SD
 Most Extra-Base Hits, Game. 3, 4x, last, Alonso, 9/25 at OAK
 Most Stolen Bases, Game.....2, Jankowski, 4/9 at WAS

TEAM BATTING HIGHS

Most Runs, Game.....13, 3x, last, 9/25 at OAK
 Fewest Runs, Game.....0, 8x, last, 9/21 at MIL
 Most Runs, Inning.....8, 9/10 at MIA (4th)
 Most Hits, Game.....19, 9/25 at OAK & 7/31 at MIA
 Fewest Hits, Game.....2, 6/29 vs. HOU & 6/7 at SD
 Most Hits, Inning.....9, 5/24 at SF (8th)
 Most Total Bases, Game.....32, 5/23 at SF
 Most Doubles, Game.....6, 9/7 (G2) at PIT
 Most Triples, Game.....3, 5/15 vs. SEA
 Most Home Runs, Game.....4, 5x, last, 10/4 (G2) vs. WAS
 Grand Slams, Game.....1, 7x, last, Escobar, 9/23 at OAK
 Home Runs, Consecutive Games.....9, 9/9-9/17
 Most Home Runs, Inning.....3, Nimmo, Lindor, McNeil, 10/4 (G2) vs. WAS (1st)
 Back-to-Back Home Runs.....5, last, Nimmo, Linfor, McNeil, 10/4 (G2) vs. WAS
 Most Extra-Base Hits, Game.....8, 4x, last, 8/17 at ATL
 Most Walks, Game.....8, 2x, last, 9/17 vs. PIT
 Most Strikeouts, Game.....16, 7/16 (G1) at CHC (11 inn.)
 Most Strikeouts, Nine-Inn. Game...14, 8/19 at PHI & 8/16 at ATL
 Most Stolen Bases, Game.....3, 3x, last, 9/18 vs. PIT
 LOB, Game.....13, 3x, last, 9/18 vs. PIT
 Most Double Plays Hit Into, Game.....3, 4x, last, 9/14 vs. CHC

FIELDING

Most Errors, Team, Game.....3, 6/8 at SD
 Most Errors, Individual, Game.....2, Alonso, 5/31 vs. WAS
 Escobar, 5/19 vs. STL
 Most Double Plays Turned, Game.....3, 6x, last, 9/27 vs. MIA
 Consecutive Errorless Games, Team. 8, 4/11-4/20 & 5/10-5/17

RECORD BREAKDOWN

Overall.....101-61
 Home.....54-27
 Road.....47-34
 Day.....39-19
 Night.....62-42
 Last 10 Games.....5-5
 vs. LHSP.....32-23
 vs. RHSP.....69-38
 Series Opener.....35-16
 Series Opener at Home.....17-8
 Series Opener on Road.....18-8
 Series Record.....36-11-4
 Home Series.....17-5-3
 Road Series.....19-6-1
 Rubber Games.....18-4
 Sweeps/Were Swept.....7-5
 Scored First.....81-16

Opponent Scored First.....20-45
 1-run games.....21-15
 1 or 2-run games.....36-25
 Comeback Wins.....30-21
 Last at-bat Wins.....17-10
 Walkoff Wins.....7-3
 Extra Innings.....10-2
 Led After 6.....87-5
 Led After 7.....88-3
 Led After 8.....89-0
 Tied After 6.....8-12
 Tied After 7.....9-7
 Tied After 8.....7-7
 Behind After 6.....6-44
 Behind After 7.....4-51
 Behind After 8.....5-54
 Hit 0 HR.....22-30

INDIVIDUAL PITCHING HIGHS

Most Runs Allowed, Game.....9, Szapucki, 5/25 at SF
 Most Hits Allowed, Game.....10, Scherzer, 5/8 (G1) at PHI
 Most Home Runs Allowed, Game.....4, Szapucki, 5/25 at SF
 Most Home Runs Allowed, Inning.....2, 13x, last, deGrom, 9/30 at ATL
 Most Strikeouts, Game, Starter.....13, deGrom, 9/18 vs. PIT
 Most Strikeouts, Game, Reliever.....8, Williams, 9/14 vs. CHC
 Most Walks, Game.....5, Peterson, 7/6 at CIN
 Longest Winning Streak.....6, Bassitt, 8/3-9/7
 Carrasco, 5/3-6/6
 Longest Losing Streak.....3, deGrom, 9/13-current
 Most Innings Pitched, Game.....8.0 IP, 4x, last, Bassitt, 9/23 at OAK
 Most Innings Pitched, Reliever.....6.0, Williams, 10/5 vs. WAS
 Most Consecutive Scoreless Inn., Starter.....22.2 IP, Carrasco, 7/14-8/4
 Most Consecutive Scoreless Inn., Reliever.....24.0 IP, Williams, 7/7-8/20 (G1)

TEAM PITCHING HIGHS

Most Runs Allowed, Game.....13, 3x, last, 8/15 at ATL
 Most Runs Allowed, Inning.....8, 8/15 at ATL (6th)
 Most Hits Allowed, Game.....19, 5/24 at SF
 Most Hits Allowed, Inning.....8, 5/21 at COL (6th)
 Fewest Runs Allowed, Game.....0, 19x, last, 10/4 (G2) vs. WAS
 Fewest Hits Allowed, Game.....0, 4/29 vs. PHI
 Most Consecutive Scoreless Innings.....25.0 innings, 5/30-6/2
 Most Home Runs Allowed, Game.....5, 6/11 at LAA
 Back-to-Back Home Runs Allowed.....7, last, 9/30 at ATL
 Grand Slams Allowed.....1, 6/19 vs. MIA & 9/21 at MIL
 Most Strikeouts, Game.....20, 9/18 vs. PIT
 Most Walks Allowed, Game.....8, 8/30 vs. LAD
 Fewest Walks Allowed, Game.....0, 22x, last, 10/4 (G2) vs. WAS
 Most Pitchers Used, Game.....7, 6/4 at LAD

TEAM MISCELLANEOUS

Longest Game, Time, Nine-Inning Game.....4:26, 8/21 at PHI
 Longest Game, Time, Extra-Inn. Game. 3:59, 6/5 at LAD (10 inn.)
 Shortest Game, Time, Nine-Inn. Game...2:18, 5/3 vs. ATL (G2)
 Longest Game, Innings.....11.0, 7/16 at CHC
 Longest Winning Streak.....7, 7/24-8/2
 Longest Losing Streak.....3, 4x, 6/26-6/29, 7/17-7/23, 9/3-9/6, 9/12-9/14
 Largest Deficit Overcome.....5/5 at PHI (trailed 7-1, won 8-7)
 Largest Lead Lost.....4/11 at PHI (led 4-0, lost 5-4)

Hit 1 or more HR.....79-31
 Hit 2 or more HR.....35-9
 Scored 3 or Fewer Runs.....14-53
 Scored 4 or More Runs.....87-8
 Scored 5 or More Runs.....76-5
 Allowed 3 or Fewer Runs.....71-13
 Allowed 4 or More Runs.....30-48
 Allowed 5 or More Runs.....15-37
 More Hits than Opponent.....76-13
 Fewer Hits than Opponent.....16-44
 Committed No Errors.....71-36
 Committed 1 or More Errors.....30-25
 Before All-Star Game.....58-35
 After All-Star Game.....43-26
 Starter Goes at least 5 inn.....87-35
 Starter Goes at least 6 inn.....61-21
 Starter Goes at least 7 inn.....23-8

2022 MAJOR LEAGUE STANDINGS

AMERICAN LEAGUE

AL East	W	L	PCT	GB	RS	RA	HOME	ROAD	VsE	VsC	VsW	INTER
y-NY Yankees	99	63	.611	-	807	567	57-24	42-39	47-29	25-8	17-16	10-10
w-Boston	92	70	.568	7.0	775	679	47-34	45-36	43-33	19-15	17-15	13-7
w-Tampa Bay	86	76	.531	13.0	666	614	51-30	35-46	40-36	15-17	19-15	12-8
Baltimore	83	79	.512	16.0	674	688	45-36	38-43	34-42	16-17	21-12	12-8
Boston	78	84	.481	21.0	735	787	43-38	35-46	26-50	18-15	25-8	9-11
AL Central	W	L	PCT	GB	RS	RA	HOME	ROAD	VsE	VsC	VsW	INTER
y-Cleveland	92	70	.568	-	698	634	46-35	46-35	15-17	47-29	18-16	12-8
Chi White Sox	81	81	.500	11.0	686	717	37-44	44-37	15-17	37-39	18-16	11-9
Minnesota	78	84	.481	14.0	696	684	46-35	32-49	18-16	39-37	13-19	8-12
Detroit	66	96	.407	26.0	557	713	36-46	30-50	11-21	34-42	10-24	11-9
Kansas City	65	97	.401	27.0	640	810	39-42	26-55	13-22	33-43	12-19	7-13
AL West	W	L	PCT	GB	RS	RA	HOME	ROAD	VsE	VsC	VsW	INTER
z-Houston	106	56	.654	-	737	518	55-26	51-30	17-15	26-8	51-25	12-8
w-Seattle	90	72	.556	16.0	690	623	46-35	44-37	16-17	21-12	41-35	12-8
LA Angels	73	89	.451	33.0	623	668	40-41	33-48	11-23	18-14	37-39	7-13
Texas	68	94	.420	38.0	707	743	34-47	34-47	9-24	17-16	31-45	11-9
Oakland	60	102	.370	46.0	568	770	29-51	31-51	13-20	12-21	30-46	5-15

NATIONAL LEAGUE

NL East	W	L	PCT	GB	RS	RA	HOME	ROAD	VsE	VsC	VsW	INTER
y-Atlanta	101	61	.623	-	789	609	55-26	46-35	48-28	21-12	19-14	13-7
w-NY Mets	101	61	.623	-	772	606	54-27	47-34	50-26	23-10	19-14	9-11
w-Philadelphia	87	75	.537	14.0	747	685	47-34	40-41	41-35	20-13	17-16	9-11
Miami	69	93	.426	32.0	586	676	34-47	35-46	34-42	15-18	12-21	8-12
Washington	55	107	.340	46.0	603	855	26-55	29-52	17-59	15-18	15-18	8-12
NL Central	W	L	PCT	GB	RS	RA	HOME	ROAD	VsE	VsC	VsW	INTER
y-St. Louis	93	69	.574	-	772	637	53-28	40-41	16-18	48-28	19-13	10-10
Milwaukee	86	76	.531	7.0	725	688	46-35	40-41	13-18	42-34	16-19	15-5
Chi Cubs	74	88	.457	19.0	657	731	37-44	37-44	21-10	37-39	10-25	6-14
Cincinnati	62	100	.383	31.0	648	815	33-48	29-52	12-22	28-48	10-22	12-8
Pittsburgh	62	100	.383	31.0	591	817	34-47	28-53	9-26	35-41	14-17	4-16
NL West	W	L	PCT	GB	RS	RA	HOME	ROAD	VsE	VsC	VsW	INTER
z-LA Dodgers	111	51	.685	-	847	513	57-24	54-27	19-14	23-10	54-22	15-5
w-San Diego	89	73	.549	22.0	705	660	44-37	45-36	19-15	21-11	41-35	8-12
San Francisco	81	81	.500	30.0	716	697	44-37	37-44	19-14	19-14	33-43	10-10
Arizona	74	88	.457	37.0	702	740	40-41	34-47	16-15	17-18	29-47	12-8
Colorado	68	94	.420	43.0	698	873	41-40	27-54	10-24	16-16	33-43	9-11

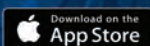
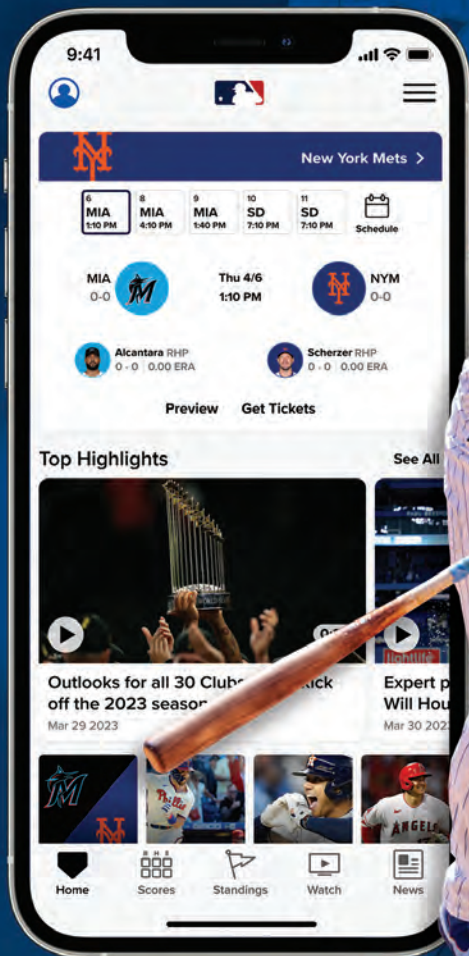
w - Clinched Wild Card

y - Clinched Division

z - Clinched Division and Best Record in League

Official App of the NEW YORK METS

Fully refreshed for 2023! Everything you need right on your Home screen
Track LIVE game action: real-time scores, highlights, audio & video streams
Follow players for daily stories, stats and content curated just for you





HISTORY

METS HALL OF FAME



JOAN WHITNEY PAYSON OWNER 1960-1975 • PRESIDENT 1968-1975

INDUCTED 1981

A Whitney family heiress, Payson became the Mets first owner when the franchise was formed in 1960...A trailblazer as the first woman to buy a Major League Baseball team...She also served as the Mets President from 1968 to 1975 and was the team's biggest fan...While a minority owner of the New York Giants, she voted against the team's move to San Francisco in 1957.



CHARLES DILLON "CASEY" STENDEL MANAGER 1962-1965 • VICE PRESIDENT 1965-1975

INDUCTED 1981

New York Baseball Institution and seven-time World Series winning manager was lured out of retirement to become the Mets first manager...Fans grew to love the Mets as Stengel's charismatic personality and witty observations offset the club's struggles in its infancy...His 37 was the first Mets number to be retired (1965)...Elected to the National Baseball Hall of Fame in 1966.



GILBERT RAYMOND "GIL" HODGES PLAYER 1962-1963 • MANAGER 1968-1971

INDUCTED 1982

Managed the Miracle Mets to their first World Series Championship in 1969...His leadership transformed the franchise as players adopted his work ethic and were inspired by his dignity and integrity...Became a fan favorite in New York as an eight-time All-Star with the Brooklyn Dodgers...An original Met, he hit the first home run in team history...His 14 was the second Mets number to be retired (1973).



GEORGE M. WEISS PRESIDENT 1961-1966

INDUCTED 1982

The Mets first president who laid the foundation for the 1969 World Series Championship...He hired Casey Stengel to become the team's first manager...Under his leadership, the Mets signed and developed Tom Seaver, Nolan Ryan and Tug McGraw...Won seven World Series Championships as a General Manager before joining the Mets...Elected to the National Baseball Hall of Fame in 1971.



WILLIAM A. SHEA PRESIDENT 1964-1968

INDUCTED 1983

Prominent New York attorney who was the driving force in the effort to bring National League baseball back to the city after the Dodgers and Giants left for California in 1957...Spearheaded New York's baseball task force, whose proposed rival league forced Major League Baseball to grant the city an expansion franchise in 1960...Shea Stadium, home of the Mets (1964-2008), was named in his honor.



JOHN JOSEPH "JOHNNY" MURPHY
CHIEF SCOUT 1961-1963 • VICE PRESIDENT 1964-1967 •
VP & GENERAL MANAGER 1968-1970
 INDUCTED 1983

General Manager who reshaped the Mets from lovable losers into World Champions... Recruited Gil Hodges to manage the club and engineered the acquisitions of Tommie Agee and Donn Clendenon, keys to the 1969 World Series title...The team developed pitchers Tom Seaver, Jerry Koosman, and Nolan Ryan during his tenure...A native New Yorker, he pitched on seven World Series Championship teams.



RALPH KINER
BROADCASTER 1962-2014
 INDUCTED 1984

An original Met...Emmy award-winning broadcaster for the Mets over five decades... Formed one of baseball's prominent broadcasting teams with Lindsey Nelson and Bob Murphy...Well-known for his post-game interviews with players on "Kiner's Korner"...The Mets Home TV Booth is named in his honor...During his 10-year playing career he hit 369 home runs...Elected to the National Baseball Hall of Fame in 1975.



BOB MURPHY
BROADCASTER 1962-2003
 INDUCTED 1984

An original Met and broadcaster from the team's inaugural season until his retirement in 2003...Honored with the National Baseball Hall of Fame's Ford C. Frick Award in 1994...Teamed with Ralph Kiner and Lindsey Nelson on both television and radio before moving to radio exclusively in 1982...Provided his trademark "Happy Recap" after each Mets victory...The Mets home radio booth is named in his honor.



LINDSEY NELSON
BROADCASTER 1962-1978
 INDUCTED 1984

An original Met...Formed one of baseball's prominent broadcasting teams for 17 seasons with Ralph Kiner and Bob Murphy...His trademark "Hello everybody, I'm Lindsey Nelson" opened each broadcast...Also worked as an announcer for Notre Dame football, the National Football League and the Cotton Bowl...Known for his colorful jackets...Honored with the National Baseball Hall of Fame's Ford C. Frick Award in 1988.



DERREL MCKINLEY "BUD" HARRELSON
SHORTSTOP 1965-1977 • COACH 1982, 1985-1990 •
MANAGER 1990-1991
 INDUCTED 1986

Player, coach and manager for over 20 seasons with the Mets...The only person to be in a Mets uniform for the club's two World Series Championships (player in 1969, coach in 1986)...The two-time All-Star and Gold Glove winner played shortstop for 13 seasons...Upon retirement, ranked among the team's leaders in hits (1,029) and runs (490)...Managed the Mets for two seasons, compiling a 145-129 record.



DANIEL JOSEPH "RUSTY" STAUB

"LE GRAND ORANGE"

OUTFIELDER • FIRST BASEMAN 1972-1975, 1981-1985

INDUCTED 1986

The All-Star outfielder helped the Mets return to the World Series in 1973 where he batted .423...Hit three home runs in the 1973 National League Championship Series... In 1975, became the first Mets player with 100 RBI in a season...One of the most successful pinch-hitters in baseball history...Well-known for his charitable efforts on behalf of New York City Police and Firefighters' families.



GEORGE THOMAS SEAVER

"THE FRANCHISE"

PITCHER 1967-1977, 1983

INDUCTED 1988

The three-time Cy Young award winner became the face of the franchise and one of the most dominant pitchers in Major League Baseball history...Ranks first in club history in wins (198), ERA (2.57) and strikeouts (2,541)...Elected to the National Baseball Hall of Fame in 1992 with 311 career wins and a record (at the time) 98.84% of the vote...His 41 was the third Mets number retired (1988).



JERRY KOOSMAN

"KOOZ" • PITCHER 1967-1978

INDUCTED 1989

The winningest left-handed pitcher in Mets history...Won two games during the 1969 World Series including a complete game in the decisive Game 5...Won 19 games including seven shutouts as a rookie...Among the club's leaders in wins (140), starts (346), complete games (108) and shutouts (26)...Mets scouts discovered the two-time All-Star while he was pitching for the U.S. Army.



ED KRANEPOOL

FIRST BASEMAN 1962-1979

INDUCTED 1990

The only man to play in each of the Mets first 18 seasons...Finished his career as the team leader in hits (1,418) and doubles (225)...Hit a home run in Game 3 of the 1969 World Series and delivered a two-run single in the deciding Game 5 of the 1973 National League Championship Series...The native New Yorker was a baseball star at James Monroe High School in the Bronx.



CLEON JOSEPH JONES

OUTFIELDER 1963, 1965-1975

INDUCTED 1991

Best remembered for catching the final out of the 1969 World Series...Batted .340 that season with 12 home runs and 75 RBI and started in the All-Star Game... Established a then club record 23-game hitting streak in 1970...Had a .281 lifetime batting average with the Mets, and ranks among the team's leaders in hits (1,188), runs (563) and games played (1,201).



GERALD WAYNE "JERRY" GROTE

CATCHER 1966-1977

INDUCTED 1992

Two-time All-Star catcher who played 12 seasons with the Mets...Anchored the Mets pitching staffs of the 1969 World Series Champions and the 1973 National League Pennant Winners...One of the top defensive catchers in the game, leading National League catchers in fielding percentage in 1975...Ranks among the club's all-time leaders in games played (1,235), hits (994) and multi-hit games (258).



FRANK EDWIN "TUG" MCGRAW

PITCHER 1965-1967, 1969-1974

INDUCTED 1993

The free-spirited closer whose catchphrase "Ya Gotta Believe" became the rallying cry for the Mets run to the 1973 World Series...The left-hander saved 25 games and was an emotional leader in the clubhouse as the club captured its second National League Pennant...A member of the 1969 World Series Championship team...An All-Star in 1972...Ranks among the Mets all-time saves leaders with 86.



WILLIAM HAYWARD "MOOKIE" WILSON

OUTFIELDER 1980-1989 • COACH 1997-2002, 2011

INDUCTED 1996

Renowned for one of the most memorable moments in Mets history in Game 6 of the 1986 World Series...Wilson's trickling groundball brought home the winning run, capping a three-run rally in the 10th inning...Upon his retirement, led the Mets in stolen bases (281) and triples (62)...Wilson's postseason heroics and energetic play over 10 seasons made him one of the most popular Mets of all time.



KEITH HERNANDEZ

FIRST BASEMAN 1983-1989

INDUCTED 1997

The Mets captain's leadership, clutch hitting and defense helped turn around the fortunes of the franchise, culminating with the 1986 World Series Championship...Had three RBI in Game 7 of the Series...Ranks among the Mets all-time leaders in RBI (468), batting average (.297) and hits (939)...Slick-fielding defense at first base earned him 11 straight Gold Glove Awards...The 1979 National League Co-MVP... He is the sixth Met to have his number retired (2022).



GARY EDMUND CARTER

"KID" • CATCHER 1985-1989

INDUCTED 2001

His acquisition for the 1985 season provided the final piece for the Mets Championship the following year...The veteran catcher belted two home runs in a crucial victory in Game 4 of the World Series and ignited the 10th inning rally in Game 6...Finished his career with 324 home runs...An 11-time All-Star and three-time Gold Glove winner... Inducted into the National Baseball Hall of Fame in 2003.



TOMMIE AGEE
OUTFIELDER 1968-1972
 INDUCTED 2002

The Gold Glove center fielder is best remembered for his two catches in Game 3 of the 1969 World Series that saved a combined five runs...He also led off that game with a home run...Hit the longest home run in Shea Stadium history on April 10, 1969, the only ball ever to be hit into the Upper Deck in fair territory.



JOHN FRANCIS "FRANK" CASHEN
GENERAL MANAGER & COO 1980-1991
 INDUCTED 2010

His eye for talent and leadership helped revitalize a franchise that had finished in last place for three consecutive seasons...From 1984-1990, the Mets averaged more than 95 victories each year and won a World Series Championship in 1986 with a record 108 wins...Won 100 games and another Division title two years later...Drafted future All-Star Darryl Strawberry and traded for Keith Hernandez and Gary Carter.



DWIGHT EUGENE "DOC" GOODEN
PITCHER 1984-1994
 INDUCTED 2010

A four-time All-Star, his blazing fastball and double-figure strikeout games electrified the crowds at Shea Stadium for 11 years...Won 1984 National League Rookie of the Year while setting the rookie record for strikeouts (276)...In 1985, Doc became the youngest pitcher ever to win Cy Young honors at age 20 when he captured the "Triple Crown" of pitching: wins (24), strikeouts (268) and ERA (1.53).



DAVID "DAVEY" JOHNSON
MANAGER 1984-1990
 INDUCTED 2010

A bold leader who transformed the Mets into winners after seven straight losing seasons...In 1986, his club won 108 regular season games en route to the World Series Championship...He finished his Mets career with the best managerial record in franchise history (595-417)...From 1984-1990, the Mets averaged more than 95 victories and captured a second division crown in 1988 with 100 wins.



DARRYL STRAWBERRY
"STRAW" • OUTFIELDER 1983-1990
 INDUCTED 2010

Known for his booming home runs that bounced off scoreboards and stadium roofs...His arrival in New York re-energized the franchise...A seven-time All-Star with the Mets and number one overall draft pick...Won National League Rookie of The Year in 1983...The Mets leader in home runs (252), extra-base hits (469), RBI (733) and runs (662)...Won the National League home run crown (39) in 1988.



JOHN FRANCO
PITCHER 1990-2004
 INDUCTED 2012

The Brooklyn native holds the club record for saves (276) and games pitched (695)... His 15-year playing career is the second-longest in franchise history...A four-time All-Star, he ranks fifth on Major League Baseball's career saves list (424), the most by a left-hander...Was 2-0 with a 1.88 ERA in Mets postseason games...Named team captain in 2001...Wore his father's NYC Sanitation Department t-shirt under his uniform.



MIKE PIAZZA
CATCHER 1998-2005
 INDUCTED 2013

The greatest home run-hitting catcher of all-time invigorated the franchise when he was acquired on May 22, 1998...A seven-time Mets All-Star...When baseball resumed after the 9/11 attacks, his game-winning home run against the Braves lifted the spirits of our city...Hit 220 home runs and had 655 RBI during his Mets career...Ranks first in team history with a .542 slugging percentage.



JON MATLACK
PITCHER 1971-1977
 INDUCTED 2021

Was the 1972 Rookie of the Year and a three-time All-Star...Ranks in the Top 10 in franchise history in wins, complete games, ERA, strikeouts, shutouts and innings... Won two games and had a 1.40 ERA in four starts during the 1973 postseason...Won double-digit games in five straight years...Led the NL in shutouts in 1974 and 1976 and was the co-MVP of the 1975 All-Star Game.



RON DARLING
PITCHER 1983-1991
 INDUCTED 2021

One of the backbones of the Mets pitching rotation in the 1980s...Ranks fourth in team history in wins with 99...Also in the Top 10 in club history in complete games, innings, strikeouts and shutouts...A member of the 1986 World Champions, he won Game 4 of the World Series to even the series...Was an All-Star in 1985 and earned a Gold Glove Award in 1989.



EDGARDO ALFONZO
"FONZIE" • INFIELDER 1995-2002
 INDUCTED 2021

One of the most clutch performers in Mets history...He ranks first in team postseason history in hits, runs and RBI...Homed in the one-game playoff in 1999 at Cincinnati and then slugged two homers including a grand slam in Game 1 of the NLDS...Ranks in the Top 10 in franchise history in hits, runs, doubles, RBI, OBP, total bases and batting average...Won a Silver Slugger Award in 1999.

HOWARD JOHNSON**"HOJO" INFIELDER 1985-1993**

WILL BE INDUCTED 2023

Compiled three seasons of 30-homers and 30-stolen bases (1987, 1989 & 1991), the most in team history...A two-time All-Star and twice was named a NL Silver Slugger...Ranks in the top five in franchise history in home runs, doubles, RBI and stolen bases...Finished in the Top 10 in MVP voting three times with the Mets... Led the NL with 38 homers and 117 RBI in 1991.

AI LEITER**PITCHER 1998-2004**

WILL BE INDUCTED 2023

Hurled a two-hit shutout in the one game playoff in Cincinnati in 1999...Ranks in the Top 10 in franchise history in wins, innings, strikeouts and quality starts...Won double-digit games seven straight years with the Mets...Honored with the Roberto Clemente and Branch Rickey Awards for his charitable efforts.

HOWIE ROSE**BROADCASTER**

WILL BE INDUCTED 2023

Has been the play-by-play voice of the Mets since 1996, including since 2004 on the radio, after moving over from television booth...Started in 1987, hosting pre- and post-game shows on Mets radio...His signature "Put it in the books" emphasizes Mets wins...Grew up going to Mets games at Shea...Serves as the emcee for signature Mets on-field ceremonies.

GARY COHEN**BROADCASTER**

WILL BE INDUCTED 2023

Began calling Mets games on the radio in 1989 where he remained until moving to television booth in 2006...Is the second-longest tenured Mets play-by-play announcer in team history...His distinct "Outta Here" signals a Mets home run...Grew up going to Mets games at Shea.



The Mets Hall of Fame & Museum is located adjacent to the Jackie Robinson Rotunda on the first base side and is a spectacular attraction for all generations of Mets fans. The 3,700 square foot space features artifacts from special Mets moments, highlight videos celebrating the Mets biggest feats, and the plaques of the 30 members of the Mets Hall of Fame. In 2021, the Mets inducted Edgardo Alfonzo, Ron Darling, and Jon Matlack into the Mets Hall of Fame as the 28th, 29th, and 30th members.

Citi Field's VIP entrances are named after individuals who made an indelible mark on the club and whose numbers have been retired. First Base VIP honors Gil Hodges, the manager who led the Mets to their first World Championship in 1969. Third Base VIP recognizes Tom Seaver, the Hall of Fame pitcher and Mets leader in wins, earned run average and strikeouts. Left Field VIP is named after Casey Stengel, the first manager in Mets history.

Photographic imagery of famous Mets and historic moments are displayed inside Citi Field along the concourses and outside the ballpark with banners on Mets plaza, in the parking lots and encasing the ramp in left field. More than 27,000 bricks outside the Rotunda on the Citi Field Fanwalk pay tribute to the Mets, their fans and the Amazin' Moments in team history.

The original Home Run Apple from 1981 is one of the most popular attractions at Citi Field and its position on Mets Plaza serves as a meeting spot for many fans.

METS RETIRED NUMBERS

37

Casey Stengel's #37 was officially retired on September 2, 1965 in a small, private ceremony at Shea Stadium. Stengel was named the Mets first manager on September 29, 1961 and despite the team's early on-field struggles, the city proudly embraced their "lovable losers" due to Stengel's witty charm and dynamic personality. Stengel led the Mets to a 40-120 record in 1962 and then had an 11-game improvement, going 51-111 the following year. The Mets were 31-65 when Stengel fractured his hip on July 24, 1965 ending his managerial career. Stengel continued to serve in the Mets front office as a scout, public speaker and Vice President. He was still a member of the Mets front office when he passed away due to cancer on September 29, 1975 at age 85. Stengel was elected to the Baseball Hall of Fame in 1966 and later was inducted into the Mets Hall of Fame in 1981.

14

Gil Hodges' #14 was retired on June 9, 1973 during the Old Timers Day ceremony at Shea. Hodges played for the Mets from 1962-1963 and hit the club's very first home run on April 11, 1962 in the team's first game at St. Louis. He was named the club's third manager on October 11, 1967. Just two years later, after never posting a winning season, Hodges guided the Miracle Mets to the 1969 World Championship after beating the Atlanta Braves in the National League Championship Series and then topping the heavily favored Baltimore Orioles in five games in the World Series. Hodges was named the Manager of the Year by *The Sporting News* and the National League Manager of the Year by the *Associated Press* following the season. Hodges guided the Mets from 1968-1971, compiling 339 victories. He died from a heart attack on April 2, 1972, shocking and saddening the organization and baseball community. He was inducted into the Mets Hall of Fame in 1982.

41

Tom Seaver's #41 was retired in a ceremony that took place in a special tribute at Shea Stadium on July 24, 1988. Seaver won three Cy Young Awards and was a nine-time All-Star with the Mets. "The Franchise" won 20 or more games four times with the Mets. He earned Rookie of the Year honors in 1967. Seaver was 25-7 in 1969 to help the Mets capture the World Series. He ranks first in team history in wins (198), complete games (171), ERA (2.57), strikeouts (2,541), and shutouts (44) after pitching with New York from 1967-1977 and returning for one final year in 1983. He was elected to the Baseball Hall of Fame in 1992 with the highest percentage (98.84) in Hall of Fame history at the time. Seaver was inducted into the Mets Hall of Fame in 1988.

31

The Mets retired Mike Piazza's #31 on July 30, 2016. Piazza became the second player to have his number retired joining Tom Seaver. Piazza was elected to the Baseball Hall of Fame in 2016. He was inducted into the Mets Hall of Fame in 2013. Piazza hit 220 home runs and had 655 RBI during his Mets career (1998-2005). He was a seven-time All-Star with the Mets and helped guide the club to back-to-back playoff appearances in 1999-2000. Piazza has the highest slugging percentage (.542) in team history and is third in home runs and RBI. His 396 home runs are the most by a catcher in the history of the game. Piazza hit a game-winning home run vs. Atlanta on September 21, 2001 in the first game in NYC after the 9/11 attacks helping to lift the spirits of the city.

36

Originally scheduled for 2020, the Mets retired Jerry Koosman's #36 on August 28, 2021. Koosman, who is the winningest left-hander in team history (140 wins), became the third player to have his number retired by the Mets, joining Tom Seaver (#41) and Mike Piazza (#31). Koosman ranks second in team history in starts (346), complete games (108), innings (2,544.2) and shutouts (26), third in wins (140) and strikeouts (1,799) and sixth in ERA (3.09). He won two games during the '69 World Series vs. Baltimore, including the deciding Game 5 and was 4-0 in the playoffs with the Mets. Koosman signed with the Mets in 1964 when he was scouted when he was pitching with the Army. He played for the Mets from 1967-1978.

METS RETIRED NUMBERS



The Mets retired Keith Hernandez's #17 on July 9, 2022. Hernandez was elected to the Mets Hall of Fame in 1997, ranks second in team history in batting average (.297) and earned six Rawlings Gold Gloves with the Mets, the most in franchise history. Hernandez led the NL in fielding percentage in 1985 and 1986 with the Mets, won 11 Gold Gloves overall and is a member of the Rawlings Gold Glove Hall of Fame. He was named to five All-Star teams during his career and ranks fourth in club history in on-base percentage (.387) and 10th in RBI (468). On May 6, 1987, his teammates elected him the first captain in Mets history. Hernandez slashed .310/.446/.413 with 34 doubles, 13 homers, 83 RBI and a NL-leading 94 walks in 1986. He delivered three RBI in Game 7 of the 1986 World Series.



Willie Mays' #24 was retired on August 27, 2022 in a surprise announcement on Old Timers' Day. Mays, who was elected to the Baseball Hall of Fame in 1979, spent the final two years of his illustrious career with the Mets (1972-1973). His final home run, the 660th of his career, came on August 17, 1973 vs. Cincinnati at Shea Stadium. Mays was a 24-time All-Star, two-time MVP and earned 12 Gold Gloves. When he retired, he was third in homers, runs (2,062) and total bases (6,080), seventh in hits (3,293) and RBI (1,909) and first in putouts by an outfielder (7,112). He was the first player in major league history with 300 or more homers and 300 or more stolen bases. Mays played for the New York Giants at the Polo Grounds from 1951-1957 before the Giants moved to San Francisco where he played from 1958 until he was traded to the Mets on May 11, 1972.



On April 15, 1997 in a historic ceremony at Shea Stadium, acting commissioner Bud Selig announced the retirement of Jackie Robinson's #42 throughout Major League Baseball. "The day Jackie Robinson stepped on a major league field will forever be remembered as baseball's proudest moment," said Selig during the ceremony as he stood side-by-side with Jackie's widow Rachel and President Bill Clinton. "Major League Baseball is retiring #42 in tribute to his great achievements and for the significant contributions he made to society. Number 42 belongs to Jackie Robinson for the ages."



On April 8, 2008, in the final home opener in Shea Stadium's history, the Mets honored William A. Shea, the man for whom their previous ballpark was named after, by placing the name "Shea" alongside the retired numbers. Thirty members of the Shea family spanning three generations took part in the celebration. Shea was an attorney and the driving force to bring National League baseball back to New York City after the departure of the New York Giants and Brooklyn Dodgers in 1957. He spearheaded New York City Mayor Robert Wagner's four-man baseball task force, which helped form the proposed rival Continental League. Major League Baseball granted New York a National League expansion franchise in 1960 and the Continental League agreed to disband. Shea was inducted into the Mets Hall of Fame in 1983. He died at age 84 on October 2, 1991.



Ralph Kiner, one of the most beloved figures in franchise history, announced games on television and radio for 52 years from 1962-2013. He educated and entertained generations of Mets fans, and his post-game show "Kiner's Korner" was an integral part of Mets lore. He joined the Mets broadcast booth after a 10-year Hall of Fame career with the Pittsburgh Pirates. Kiner was inducted into the Mets Hall of Fame in 1984. The television booth was dedicated in his honor on August 17, 2002.



Bob Murphy was an original Mets broadcaster from the team's inaugural season until his retirement in 2003. He was honored with the National Baseball Hall of Fame's Ford C. Frick Award in 1994. Murphy was elected to the Mets Hall of Fame in 1984. He teamed with Ralph Kiner and Lindsey Nelson on both television and radio before moving to radio exclusively in 1982. Murphy provided his trademark "Happy Recap" after each Mets victory. The Mets home radio booth was named in his honor on August 17, 2002.

1964 ALL-STAR GAME

The National League posted its seventh straight All-Star Game victory with a 7-4 win over the American League on July 7, 1964 at Shea Stadium. The All-Star Game ended in dramatic fashion as Philadelphia's Johnny Callison stroked a three-run, walk-off home run in the bottom of the ninth inning off Boston's Dick Radatz to cap a four-run frame for the NL. San Francisco's Willie Mays started the ninth inning rally with a walk and stolen base. He scored on an infield single by teammate Orlando Cepeda's hit and an error by Yankees first baseman Joe Pepitone. The Cardinals' Curt Flood ran for Cepeda and Cincinnati's Johnny Edwards followed with a walk. Two outs later, Callison sent National League fans home happy. Ron Hunt became the first Met to start an All-Star Game with his appearance at second base. Hunt went 1-3 with a single. The AL jumped out on top, 1-0, in the first inning on an RBI single by Minnesota's Harmon Killebrew off Los Angeles'



Don Drysdale. The Cubs' Billy Williams and St. Louis' Ken Boyer each belted solo home runs in the bottom of the fourth off Kansas City's John Wyatt to give the National League a 2-1 lead.

The NL extended its lead to 3-1 in the fifth when Pittsburgh's Roberto Clemente singled and scored from first on a two-out double by the Cardinals' Dick Groat. The American League tied the contest up, 3-3, in the sixth when the Yankees' Mickey Mantle and Killebrew opened the frame with singles. One out later, Baltimore's Brooks Robinson tripled both runs home as Mays just missed what would have been a spectacular diving catch. The AL retook a one-run lead in the seventh inning. The Yankees' Elston Howard was hit by a pitch and Kansas City's Rocky Colavito laced a pinch-hit double to put runners at second and third. The Angels' Jim Fregosi lofted a sacrifice fly to center to score Howard. Boyer finished 2-4 for the NL while Killebrew was 3-4 and Robinson went 2-4 for the AL.

AMERICAN LEAGUE 1 0 0 0 0 2 1 0 0 4 9 1
NATIONAL LEAGUE 0 0 0 2 1 0 0 0 4 7 8 0

A M E R I C A N

	AB	R	H	RBI	BB	SO	PO	A
Fregosi, ss	4	1	1	1	0	1	4	1
Oliva, rf	4	0	0	0	0	1	0	0
Radatz, p	1	0	0	0	0	1	0	0
Mantle, cf	4	1	1	0	0	2	2	0
Hall, cf	0	0	0	0	0	0	0	0
Killebrew, lf	4	1	3	1	0	0	0	0
Hinton, lf	0	0	0	0	0	0	0	0
Allison, 1b	3	0	0	0	1	2	9	0
Pepitone, pr/1b	0	0	0	0	0	0	1	0
Robinson, 3b	4	0	2	2	0	0	1	2
Richardson, 2b	4	0	1	0	0	1	0	4
Howard, c	3	1	0	0	0	2	9	0
Chance, p	1	0	0	0	0	0	0	1
Wyatt, ph	0	0	0	0	0	0	0	1
Siebern, ph	1	0	0	0	0	0	0	0
Pascual, p	0	0	0	0	0	0	0	1
Colavito, ph/rf	2	0	1	0	0	0	0	0
Totals	35	4	9	4	1	10	26	10

E: Pepitone (1). 2B: Colavito (1 off Farrell).
 3B: Robinson (1 off Short). SF: Fregosi (1 off Farrell).
 HBP: Howard (1 by Farrell)

N A T I O N A L

	AB	R	H	RBI	BB	SO	PO	A
Clemente, rf	3	1	1	0	0	1	1	0
Short, p	0	0	0	0	0	0	0	1
Farrell, p	0	0	0	0	0	0	0	0
White, ph	1	0	0	0	0	1	0	0
Marichal, p	0	0	0	0	0	0	0	0
Groat, ss	3	0	1	1	0	1	0	0
Cardenas, pr/ss	1	0	0	0	0	1	1	0
Williams, lf	4	1	1	1	0	0	1	0
Mays, cf	3	1	0	0	1	0	7	0
Cepeda, 1b	4	0	1	0	0	0	6	0
Flood, pr	0	1	0	0	0	0	0	0
Boyer, 3b	4	1	2	1	0	1	0	2
Torre, c	2	0	0	0	0	0	5	0
Edwards, c	1	1	0	0	1	1	5	0
Hunt, 2b	3	0	1	0	0	1	1	0
Aaron, ph	1	0	0	0	0	1	0	0
Drysdale, p	0	0	0	0	0	0	0	3
Stargell, ph	1	0	0	0	0	0	0	0
Bunning, p	0	0	0	0	0	0	0	0
Callison, ph/rf	3	1	1	3	0	0	0	0
Totals	34	7	8	6	2	8	27	6

PB: Torre (1). 2B: Groat (1 off Pascual). HR: Williams (1-4th inning off Wyatt); Boyer (1-4th inning off Wyatt); Callison (1-9th inning off Radatz).
 IBB: Edwards (1 by Radatz). SB: Mays (1)

AMERICAN LEAGUE	IP	H	HR	R	ER	BB	K
Chance	3.0	2	0	0	0	0	2
Wyatt	1.0	2	2	2	2	0	0
Pascual	2.0	2	0	1	1	0	1
Radatz, L (0-1)	2.2	2	1	4	4	2	5
Totals	8.2	8	3	7	7	2	8

NATIONAL LEAGUE	IP	H	HR	R	ER	BB	K
Drysdale	3.0	2	0	1	0	0	3
Bunning	2.0	2	0	0	0	0	4
Short	1.0	3	0	2	2	0	1
Farrell	2.0	2	0	1	1	1	1
Marichal, W (1-0)	1.0	0	0	0	0	0	1
Totals	9.0	9	0	4	3	1	10

WP: Drysdale (1). HBP: Farrell (1-Howard). IBB: Radatz (1-Edwards) Time of Game: 2:37. Attendance: 50,850.
 Umpires: Ed Sudol (NL), Joe Paparella (AL), Frank Secory (NL), Nestor Chylak (AL), Al Salerno (AL), Doug Harvey (NL)

2013 ALL-STAR GAME

The Mets hosted their second All-Star Game in team history on July 16, 2013 at Citi Field and the American League pushed across single runs in the fourth, fifth and eighth innings to come away with a 3-0 victory over the National League...A sellout crowd of 45,186 witnessed the event, the first All-Star Game in Queens since the 1964 contest at Shea...New York was represented by 24-year old RHP Matt Harvey who started for the NL, third baseman David Wright, who became the second Met to start an All-Star Game on his own field, and Manager Terry Collins, who was a coach for the third time... Harvey worked 2.0 scoreless innings, racking up three strikeouts, including Miguel Cabrera, while yielding just one hit...Harvey became the third pitcher in team history to start an All-Star Game, joining Tom Seaver (1970) and Dwight



Gooden (1986, 1988)...The last pitcher to start an All-Star Game in his home park was Roger Clemens in 2004 at Houston...Wright, who was 1-3 and picked up one of three NL hits (a seventh inning single), was selected to his seventh All-Star Game and it was his fifth start, tying Darryl Strawberry for the second-most in team history...Wright's seven All-Star appearances are tied for second-most in franchise history with Piazza and Strawberry...Chicago's Chris Sale worked 2.0 perfect innings to pick up the win for the AL...Cleveland's Jason Kipnis, Toronto's José Bautista and Baltimore's J.J. Hardy knocked in the runs for the American League...The Yankees' Mariano Rivera took home MVP honors after receiving a standing ovation from both teams and the entire stadium when he entered the game in the eighth inning...Rivera retired all three hitters he faced.

AMERICAN LEAGUE 0 0 0 1 1 0 0 1 0 3 9 0
NATIONAL LEAGUE 0 0 0 0 0 0 0 0 0 0 3 0

A M E R I C A N

N A T I O N A L

	AB	R	H	RBI	BB	SO	PO	A
Trout, lf-cf	3	0	1	0	0	0	1	0
Hunter, ph-cf	1	0	0	0	0	0	0	0
Cano, 2b	0	0	0	0	0	0	0	0
Pedroia, pr-2b	2	0	0	0	0	1	1	2
Kipnis, 2b	1	0	1	1	0	0	1	1
Cabrera, 3b	3	1	1	0	0	1	1	3
Machado, 3b	1	0	0	0	0	1	0	1
Davis, 1b	3	0	1	0	0	1	7	1
Fielder, 1b	1	0	1	0	0	0	3	0
Bautista, rf	1	0	0	1	0	1	0	0
Cruz, rf	1	0	0	0	1	0	0	0
Ortiz, dh	2	0	0	0	0	0	0	0
Encarnacion, ph	2	0	0	0	0	0	0	0
Jones, cf	3	1	1	0	0	2	2	0
Gordon, lf	1	0	0	0	0	0	1	0
Mauer, c	2	0	1	0	0	0	4	0
Perez, c	1	1	1	0	0	0	1	1
Hardy, ss	2	0	0	1	0	0	1	1
Peralta, ss	1	0	1	0	0	0	0	1
Scherzer, p	0	0	0	0	0	0	1	0
Sale, p	0	0	0	0	0	0	0	1
Hernandez, p	0	0	0	0	0	0	0	0
Moore, p	0	0	0	0	0	0	0	0
Balfour, p	0	0	0	0	0	0	0	0
Holland, p	0	0	0	0	0	0	0	0
Cecil, p	0	0	0	0	0	0	0	0
Delabar, p	0	0	0	0	0	0	0	0
Rivera, p	0	0	0	0	0	0	0	0
Nathan, p	0	0	0	0	0	0	0	0
Totals	31	3	9	3	1	7	27	11

	AB	R	H	RBI	BB	SO	PO	A
Phillips, 2b	2	0	0	0	0	0	1	2
Carpenter, 2b	2	0	0	0	0	0	1	2
Beltrán, rf	2	0	1	0	0	0	2	0
McCutchen, pr-cf	2	0	0	0	0	2	1	0
Votto, 1b	2	0	0	0	0	1	1	0
Goldschmidt, 1b	2	0	1	0	0	0	6	0
Wright, 3b	3	0	1	0	0	0	0	0
Alvarez, 3b	1	0	0	0	0	0	0	0
Gonzalez, lf	2	0	0	0	0	1	1	0
Brown, lf	1	0	0	0	0	1	0	0
Molina, c	2	0	0	0	0	0	3	0
Posey, c	1	0	0	0	0	1	4	0
Tulowitzki, ss	2	0	0	0	0	1	2	2
Segura, ss	1	0	0	0	0	0	1	3
Cuddyer, dh	1	0	0	0	1	0	0	0
Craig, ph	1	0	0	0	0	0	0	0
Harper, cf-rf	2	0	0	0	0	0	4	0
Gomez, rf	1	0	0	0	0	0	0	0
Harvey, p	0	0	0	0	0	0	0	0
Kershaw, p	0	0	0	0	0	0	0	0
Corbin, p	0	0	0	0	0	0	0	0
Lee, p	0	0	0	0	0	0	0	0
Fernandez, p	0	0	0	0	0	0	0	0
Chapman, p	0	0	0	0	0	0	0	0
Kimbrel, p	0	0	0	0	0	0	0	0
Grilli, p	0	0	0	0	0	0	0	0
Totals	30	0	3	0	1	8	27	9

2B: Goldschmidt. SB: McCutchen. WP: Kimbrel.
HBP: Harvey

2B: Cabrera, Trout, Kipnis, Jones. 3B: Fielder.
SF: Bautista. HBP: Cano.

AMERICAN LEAGUE	IP	H	HR	R	ER	BB	K
Scherzer	1.0	0	0	0	0	0	1
Sale (W)	2.0	0	0	0	0	0	2
Hernandez	1.0	1	0	0	0	0	0
Moore	1.0	0	0	0	0	0	0
Balfour	1.0	0	0	0	0	1	1
Holland	0.1	1	0	0	0	0	0
Cecil	0.1	0	0	0	0	0	1
Delabar	0.1	0	0	0	0	0	1
Rivera	1.0	0	0	0	0	0	0
Nathan (S)	1.0	1	0	0	0	0	2
Totals	9.0	3	0	0	0	1	8

NATIONAL LEAGUE	IP	H	HR	R	ER	BB	K
Harvey	2.0	1	0	0	0	0	3
Kershaw	1.0	0	0	0	0	0	0
Corbin (L)	1.0	2	0	1	1	0	0
Lee	1.0	2	0	1	1	0	0
Fernandez	1.0	0	0	0	0	0	2
Chapman	1.0	0	0	0	0	1	1
Kimbrel	1.0	3	0	1	1	0	1
Grilli	1.0	1	0	0	0	0	0
Totals	9.0	9	0	3	3	1	7

WP: Kimbrel. HBP: Harvey. Time of Game: 3:06. Attendance: 4
Umpires: HP-John Hirschbeck, 1B-Wally Bell, 2B-Larry Vanov

86.
3B-Paul Emmel, LF-Rob Drake, RF-Chad Fairchild.

METS ALL-STAR SELECTIONS

1962	Richie Ashburn, OF	1986	Gary Carter*, C Sid Fernandez, LHP Dwight Gooden*, RHP Keith Hernandez*, 1B Darryl Strawberry*, OF	2006	Carlos Beltrán*, CF José Reyes+, SS David Wright*, 3B Paul Lo Duca*, C Tom Glavine, LHP Pedro Martinez, RHP
1963	Duke Snider, OF	1987	Gary Carter*, C Sid Fernandez, LHP Keith Hernandez, 1B Darryl Strawberry*, OF Davey Johnson**	2007	Carlos Beltrán*, CF José Reyes*, SS David Wright*, 3B Billy Wagner, LHP
1964	Ron Hunt*, 2B	1988	Gary Carter*, C David Cone, RHP Dwight Gooden*, RHP Darryl Strawberry*, OF	2008	David Wright, 3B Billy Wagner, LHP
1965	Ed Kranepool, 1B	1989	Howard Johnson*, 3B Frank Viola, OF	2009	David Wright*, 3B Francisco Rodriguez, RHP
1966	Ron Hunt, 2B	1990	John Franco, LHP Darryl Strawberry, OF Frank Viola, LHP	2010	Johan Santana, LHP Carlos Beltrán+, OF
1967	Tom Seaver, RHP	1991	Howard Johnson, 3B Frank Viola, LHP	2011	David Wright*, 3B José Reyes+, SS
1968	Jerry Grote*, C Jerry Koosman, LHP Tom Seaver, RHP	1992	David Cone, RHP	2012	Carlos Beltrán*, OF (DH) José Reyes**+, SS
1969	Cleon Jones*, OF Jerry Koosman, LHP Tom Seaver, RHP	1993	Bobby Bonilla, IF	2013	David Wright, 3B R.A. Dickey, RHP Terry Collins, Coach
1970	Bud Harrelson*, SS Tom Seaver*, RHP Gil Hodges**	1994	Bret Saberhagen, RHP	2014	David Wright*, 3B Matt Harvey*, RHP Terry Collins, Coach
1971	Bud Harrelson, SS Tom Seaver, RHP	1995	Bobby Bonilla, IF/OF	2015	Daniel Murphy, 2B
1972	Willie Mays*, OF Tug McGraw, LHP Tom Seaver, RHP	1996	Todd Hundley, C Lance Johnson, OF	2016	Jacob deGrom, RHP Noah Syndergaard+, RHP Yoenis Céspedes*+, OF Jeury Familia, RHP Bartolo Colón, RHP Terry Collins**
1973	Willie Mays, OF Tom Seaver, RHP	1997	Todd Hundley, C Bobby Jones, P	2017	Michael Conforto, OF
1974	Jerry Grote, C Jon Matlack, LHP Yogi Berra**	1998	Mike Piazza*, C Rick Reed, P	2018	Jacob deGrom, RHP
1975	Jon Matlack, LHP Tom Seaver, RHP	1999	Mike Piazza*, C	2019	Jacob deGrom, RHP Pete Alonso, 1B Jeff McNeil, 2B
1976	Dave Kingman*, OF Jon Matlack, LHP Tom Seaver, RHP	2000	Edgardo Alfonzo, 2B Al Leiter, P Mike Piazza+, C	2021	Jacob deGrom+, RHP Taijuan Walker, RHP
1977	John Stearns, C	2001	Mike Piazza*, C Rick Reed, P Bobby Valentine**	2022	Jeff McNeil*, 2B Pete Alonso, 1B Starling Marte+, OF
1978	Pat Zachry, RHP	2002	Mike Piazza*, C		
1979	Lee Mazzilli, OF John Stearns, C	2003	Armando Benitez, RHP		
1980	John Stearns, C	2004	Tom Glavine, LHP Mike Piazza*, C		
1981	Joel Youngblood, OF	2005	Carlos Beltrán*, OF Pedro Martinez, RHP Mike Piazza*, C		
1982	John Stearns, C				
1983	Jesse Orosco, LHP				
1984	Dwight Gooden, RHP Keith Hernandez, 1B Jesse Orosco, LHP Darryl Strawberry*, OF				
1985	Gary Carter+, C Ron Darling, RHP Dwight Gooden, RHP Darryl Strawberry*, OF				

* Starter

** Manager

+ Injured/Did not play

ALL-STAR GAME MOST VALUABLE PLAYER

1975 Jon Matlack, LHP

MLB HOME RUN DERBY CHAMPION

1986 Darryl Strawberry
(co-winner with Wally Joyner)

2019 Pete Alonso

2021 Pete Alonso

NATIONAL AWARD WINNERS

NL CY YOUNG AWARD

- 1969 Tom Seaver
- 1973 Tom Seaver
- 1975 Tom Seaver
- 1985 Dwight Gooden
- 2012 R.A. Dickey
- 2018 Jacob deGrom
- 2019 Jacob deGrom

NL ROOKIE OF THE YEAR

- 1967 Tom Seaver, RHP
- 1972 Jon Matlack, LHP
- 1983 Darryl Strawberry, OF
- 1984 Dwight Gooden, RHP
- 2014 Jacob deGrom, RHP
- 2019 Pete Alonso, 1B

NL MANAGER OF THE YEAR

- 2022 Buck Showalter

RAWLINGS GOLD GLOVE

- 1970 Tommie Agee, OF
- 1971 Bud Harrelson, SS
- 1980 Doug Flynn, 2B
- 1983 Keith Hernandez, 1B
- 1984 Keith Hernandez, 1B
- 1985 Keith Hernandez, 1B
- 1986 Keith Hernandez, 1B
- 1987 Keith Hernandez, 1B
- 1988 Keith Hernandez, 1B
- 1989 Ron Darling, RHP
- 1997 Rey Ordoñez, SS
- 1998 Rey Ordoñez, SS
- 1999 Rey Ordoñez, SS, Robin Ventura, 3B
- 2006 Carlos Beltrán, OF
- 2007 David Wright, 3B, Carlos Beltrán, OF
- 2008 David Wright, 3B, Carlos Beltrán, OF
- 2014 Juan Lagares, CF

WILSON DEFENSIVE PLAYER OF THE YEAR

- 2012 David Wright, 3B
- 2013 Juan Lagares, OF
- 2015 Jacob deGrom, RHP

SPORTS ILLUSTRATED MAN OF THE YEAR

- 1969 Tom Seaver

ROBERTO CLEMENTE AWARD

- 1989 Gary Carter
- 2000 Al Leiter
- 2006 Carlos Delgado
- 2016 Curtis Granderson

BRANCH RICKEY AWARD

- 1999 Al Leiter
- 2002 Bobby Valentine
- 2012 R.A. Dickey

MARVIN MILLER MAN OF THE AWARD

- 2016 Curtis Granderson

LOU GEHRIG MEMORIAL AWARD

- 2001 John Franco

LOUISVILLE SILVER SLUGGER TEAM

- 1984 Keith Hernandez, 1B
- 1985 Gary Carter, C
- 1986 Gary Carter, C
- 1988 Darryl Strawberry, OF
- 1989 Howard Johnson, 3B
- 1990 Darryl Strawberry, OF
- 1991 Howard Johnson, 3B
- 1992 Dwight Gooden, P
- 1998 Mike Piazza, C
- 1999 Mike Piazza, C, Edgardo Alfonzo, 2B
- 2000 Mike Piazza, C, Mike Hampton, LHP
- 2001 Mike Piazza, C
- 2002 Mike Piazza, C
- 2006 José Reyes, SS, Carlos Beltrán, OF
- 2007 David Wright, 3B, Carlos Beltrán, OF
- 2008 David Wright, 3B, Carlos Beltrán, OF
- 2016 Yoenis Céspedes, OF
- 2022 Jeff McNeil, 2B

NL CHAMPIONSHIP SERIES MVP

- 2000 Mike Hampton, LHP
- 2015 Daniel Murphy, 2B

WORLD SERIES MVP

- 1969 Al Weis, IF (BBWAA)
Donn Clendenon, 1B (Sport Magazine)
- 1986 Ray Knight, 3B (BBWAA)

PLAYER'S CHOICE NL OUTSTANDING PITCHER

- 2012 R. A. Dickey, RHP
- 2018 Jacob deGrom, RHP
- 2019 Jacob deGrom, RHP

PLAYER'S CHOICE NL COMEBACK PLAYER

- 2008 Fernando Tatis, OF
- 2015 Matt Harvey, RHP

PLAYER'S CHOICE NL OUTSTANDING ROOKIE

- 2014 Jacob deGrom, RHP
- 2019 Pete Alonso, 1B

ALL-MLB TEAM

- 2019 Jacob deGrom, SP (First Team)
Pete Alonso, 1B (First Team)
- 2020 Jacob deGrom, SP (First Team)
Michael Conforto, OF (Second Team)
- 2022 Edwin Díaz, RP (First Team)
Francisco Lindor, SS (Second Team)
Max Scherzer, SP (Second Team)

TREVOR HOFFMAN NL RELIEVER OF THE YEAR

- 1990 John Franco, LHP
- 2001 Armando Benitez, RHP
- 2022 Edwin Díaz, RHP

FISHEL AWARD

- 1998 Jay Horwitz (Public Relations Executive)

TOPPS ROOKIE ALL-STAR TEAM

- 1962** Al Jackson, LHP
- 1963** Jesse Gonder, C
- 1965** Ron Swoboda, OF
- 1966** Cleon Jones, OF
- 1967** Tom Seaver, RHP
- 1968** Jerry Koosman, LHP
Ken Boswell, 2B
- 1972** Jon Matlack, LHP
- 1981** Hubie Brooks, 3B
Mookie Wilson, OF
- 1983** Darryl Strawberry, OF
- 1984** Dwight Gooden, RHP
Mike Fitzgerald, C
- 1985** Roger McDowell, RHP
- 1989** Gregg Jefferies, 2B
- 1992** Todd Hundley, C
Jeff Kent, 2B
- 2000** Jay Payton, OF
- 2001** Tsuyoshi Shinjo, OF
- 2003** Ty Wigginton, 3B
- 2009** Omir Santos, C
- 2014** Travis d'Arnaud, C
- 2015** Michael Conforto, OF
Noah Syndergaard, RHP
- 2019** Pete Alonso, 1B

THE SPORTING NEWS NL ROOKIE OF THE YEAR

- 1968** Jerry Koosman, LHP
- 1972** Jon Matlack, LHP
- 1983** Darryl Strawberry, OF
- 1984** Dwight Gooden, RHP
- 2014** Jacob deGrom, RHP
- 2019** Pete Alonso, 1B

THE SPORTING NEWS EXECUTIVE OF THE YEAR

- 1969** Johnny Murphy
- 1986** Frank Cashen

THE SPORTING NEWS MANAGER OF THE YEAR

- 1969** Gil Hodges
- 2015** Terry Collins
- 2022** Buck Showalter

**THE SPORTING NEWS
COMEBACK PLAYER OF THE YEAR**

- 1969** Tommie Agee
- 1986** Ray Knight
- 1999** Rickey Henderson
- 2008** Fernando Tatis
- 2015** Matt Harvey

**BASEBALL AMERICA MINOR LEAGUE
PLAYER OF THE YEAR**

- 1983** Dwight Gooden, RHP
- 1984** Dwight Gooden, RHP
- 1986** Gregg Jefferies, SS
- 1987** Gregg Jefferies, SS

THE SPORTING NEWS NL ALL-STAR TEAM

- 1964** Ron Hunt, 2B
- 1969** Cleon Jones, OF
Tom Seaver, RHP**
- 1971** Bud Harrelson, SS
- 1973** Tom Seaver, RHP
- 1975** Tom Seaver, RHP**
- 1984** Keith Hernandez, 1B
- 1985** Gary Carter, C
Keith Hernandez, 1B
Dwight Gooden, RHP**
- 1986** Gary Carter, C
Keith Hernandez, 1B
- 1988** Darryl Strawberry, OF
- 1989** Howard Johnson, 3B
- 1990** John Franco, LHP
Frank Viola, LHP
- 1998** Mike Piazza, C
- 1999** Mike Piazza, C
Edgardo Alfonzo, 2B
- 2000** Mike Piazza, C
- 2001** Mike Piazza, C
- 2002** Mike Piazza, C
- 2006** José Reyes, SS
David Wright, 3B
Carlos Beltrán, OF
- 2007** David Wright, 3B
- 2008** David Wright, 3B
- 2012** R.A. Dickey, RHP**
- 2016** Yoenis Céspedes, OF
- 2018** Jacob deGrom, RHP**
- 2019** Jacob deGrom, RHP**
- 2022** Jeff McNeil, 2B
Edwin Díaz, RHP

**** PITCHER OF THE YEAR**

BASEBALL DIGEST PLAYER OF THE YEAR

- 1969** Tom Seaver, RHP
- 1985** Dwight Gooden, RHP

BASEBALL DIGEST PITCHER OF THE YEAR

- 2018** Jacob deGrom, RHP

BASEBALL DIGEST ROOKIE OF THE YEAR

- 1984** Dwight Gooden, RHP
- 2019** Pete Alonso, 1B

BASEBALL DIGEST RELIEVER OF THE YEAR

- 2022** Edwin Díaz, RHP

TOPPS ORGANIZATION OF THE YEAR

- 1995**

**BASEBALL AMERICA
EXECUTIVE OF THE YEAR**

- 2015** Sandy Alderson

**BASEBALL AMERICA'S
ORGANIZATION OF THE YEAR**

- 1983**
- 1984**
- 1995**

NATIONAL LEAGUE AWARDS

PLAYER OF THE WEEK

4/29/73.....	Jerry Koosman	5/3/92.....	David Cone
6/3/73.....	Tom Seaver	(co-winner with Tom Glavine)
6/17/73.....	Felix Millan	4/18/94.....	Jeff Kent
9/16/73.....	Tug McGraw	5/30/94.....	Bobby Bonilla
9/23/73.....	Wayne Garrett	7/23/95.....	Brett Butler
9/1/74.....	Tug McGraw	5/4/97.....	Rick Reed
6/15/75.....	Tom Seaver	5/11/97.....	Todd Hundley
7/27/75.....	Dave Kingman	6/22/97.....	Dave Mlicki
9/7/75.....	Tom Seaver	9/28/97.....	John Olerud
6/27/76.....	Mike Phillips	9/20/98.....	John Olerud
8/8/76.....	Joe Torre	8/9/98.....	John Olerud
4/17/77.....	Tom Seaver	7/11/99.....	Mike Piazza
7/31/77.....	Steve Henderson	7/5/99.....	Octavio Dotel
5/25/80.....	Frank Taveras	8/1/99.....	Robin Ventura
6/8/80.....	Steve Henderson	4/16/00.....	Mike Piazza
7/6/80.....	Neil Allen	4/23/00.....	Derek Bell
8/10/80.....	Doug Flynn	9/15/02.....	Mike Piazza
5/31/81.....	Dave Kingman	8/24/03.....	Steve Trachsel
8/23/81.....	Neil Allen	8/28/05.....	David Wright
9/20/81.....	Hubie Brooks	6/11/06.....	Carlos Beltrán
5/23/82.....	Randy Jones	6/18/06.....	José Reyes & David Wright
7/18/82.....	Dave Kingman	6/25/06.....	José Reyes
5/8/83.....	George Foster	4/22/07.....	Carlos Beltrán
6/19/83.....	Rusty Staub	8/19/07.....	Carlos Beltrán
8/7/83.....	Jesse Orosco	7/13/08.....	Mike Pelfrey
8/14/83.....	Jesse Orosco	8/17/08.....	Johan Santana
6/10/84.....	Jesse Orosco	9/4/11.....	David Wright
6/17/84.....	Hubie Brooks	9/11/11.....	Jason Bay
7/8/84.....	Dwight Gooden	5/27/12.....	R.A. Dickey
7/22/84.....	Darryl Strawberry	6/3/12.....	Johan Santana
9/9/84.....	Dwight Gooden	4/14/13.....	Matt Harvey
.....	(co-winner with Bruce Sutter)	7/21/13.....	Juan Lagares
7/14/85.....	Keith Hernandez	9/1/13.....	Daniel Murphy
7/21/85.....	Darryl Strawberry	7/24/14.....	Jacob deGrom
8/4/85.....	Dwight Gooden	6/7/15.....	Jacob deGrom
8/11/85.....	Darryl Strawberry	(co-winner with Clayton Kershaw)
9/8/85.....	Gary Carter	8/2/15.....	Noah Syndergaard & Lucas Duda
9/22/85.....	Dwight Gooden	9/6/15.....	Bartolo Colón
6/8/86.....	George Foster	9/13/15.....	Yoenis Céspedes
7/13/86.....	Lenny Dykstra	5/8/16.....	Bartolo Colón
8/10/86.....	Keith Hernandez	(co-winner with Ben Zobrist)
5/1/88.....	Keith Hernandez	5/22/16.....	Noah Syndergaard
9/11/88.....	Gregg Jefferies	8/28/16.....	Asdrúbal Cabrera
9/25/88.....	Kevin McReynolds	6/18/17.....	Jacob deGrom
6/25/89.....	Howard Johnson	5/5/19.....	Noah Syndergaard
10/1/89.....	Sid Fernandez	6/23/19.....	Pete Alonso
6/10/90.....	Darryl Strawberry	8/4/19.....	Noah Syndergaard
4/14/91.....	Dwight Gooden	5/28/22.....	Francisco Lindor
10/6/91.....	David Cone	9/24/22.....	Pete Alonso
		(co-winner with Albert Pujols)

PLAYER OF THE MONTH

- JUNE 1970** Tommie Agee
- APRIL 1973** Jerry Koosman
- JULY 1975** Dave Kingman
- JULY 1985** Keith Hernandez
- SEPTEMBER 1985** Gary Carter
- SEPTEMBER 1987** Darryl Strawberry
- SEPTEMBER 1988** Kevin McReynolds
- JUNE 1989** Howard Johnson
- SEPTEMBER 1991** Howard Johnson
- JUNE 2006** David Wright
- APRIL 2007** José Reyes
- JUNE 2010** David Wright
- SEPTEMBER, 2022** Eduardo Escobar

ROOKIE OF THE MONTH

- MAY 2011** Justin Turner
- JULY 2014** Jacob deGrom
- SEPTEMBER 2014** Jacob deGrom
- MAY 2016** Steven Matz
- APRIL 2019** Pete Alonso
- JUNE 2019** Pete Alonso
- SEPTEMBER 2019** Pete Alonso

RELIEVER OF THE MONTH

- JULY 2007** Billy Wagner
- JULY 2019** Seth Lugo
- JUNE 2022** Edwin Díaz
- JULY 2022** Edwin Díaz
- AUGUST 2022** Edwin Díaz

PITCHER OF THE MONTH

- JUNE 1975** Tom Seaver
- APRIL 1977** Tom Seaver
- JULY 1980** Pat Zachry
- AUGUST 1983** Jesse Orosco
- JUNE 1984** Ron Darling
- SEPTEMBER 1984** Dwight Gooden
- SEPTEMBER 1985** Dwight Gooden
- APRIL 1986** Dwight Gooden
- APRIL 1987** Sid Fernandez
- MAY 1988** David Cone
- SEPTEMBER 1990** Dwight Gooden
- JULY 1994** Bret Saberhagen
- MAY 1997** Bobby Jones
- JUNE 1999** Al Leiter
- JUNE 2000** Al Leiter
- APRIL 2007** John Maine
- SEPTEMBER 2008** Johan Santana
- APRIL 2009** Johan Santana
- JUNE 2012** R.A. Dickey
- APRIL 2013** Matt Harvey
- APRIL 2021** Jacob deGrom
- JUNE 2021** Jacob deGrom

LONGEST METS HITTING STREAKS

#	Player	Dates
30	Moises Alou.....	8/23 - 9/26/07
26	Wilson Ramos.....	8/3 - 9/3/19
	David Wright.....	9/17/06 - 4/19/07
24	Mike Piazza.....	5/25 - 6/22/99
	Hubie Brooks.....	5/1 - 6/1/84
23	Cleon Jones.....	8/25 - 9/25/70
	Mike Vail*.....	8/22 - 9/15/75
	John Olerud.....	7/19 - 8/9/98
21	Mike Piazza.....	6/7 - 7/3/00
20	Tommie Agee.....	4/16 - 5/9/70
	Edgardo Alfonzo.....	6/10 - 7/10/97
	Cliff Floyd.....	4/8 - 5/4/05
	Butch Huskey.....	8/22 - 9/13/97
	José Reyes.....	7/17 - 8/7/05
	David Wright.....	9/14/07 - 4/2/08
19	Tommie Agee.....	6/22 - 7/8/70
	Lee Mazzilli.....	8/28 - 9/18/79
	Felix Millan.....	7/5 - 7/26/75
18	Ed Kranepool.....	7/11 - 8/5/75
	Lee Mazzilli.....	6/18 - 7/10/80
	Felix Millan.....	7/13 - 8/1/73
	José Reyes.....	5/15 - 6/2/08
	Darryl Strawberry.....	6/8 - 6/29/90
	Frank Thomas.....	5/12 - 5/30/62

* = rookie

METS ALL-TIME ROSTER (1,184)

A (52)

AARDSMA, David 2013 (RHP)
AASE, Don 1989 (RHP)
ABBOTT, Kurt 2000 (SS)
ABREU, Bobby 2014 (OF)
ACEVEDO, Juan 1997 (RHP)
ACOSTA, Manny 2010–2012 (RHP)
ADKINS, Jon 2007 (RHP)
AGBAYANI, Benny 1998–2001 (OF)
AGEE, Tommie 1968–1972 (OF)
AGUILA, Chris 2008 (OF)
AGUILERA, Rick 1985–1989 (RHP)
AKER, Jack 1974 (RHP)
ALEXANDER, Manny 1997 (IF)
ALFONZO, Edgardo 1995–2002 (IF)
ALLEN, Neil 1979–1983 (RHP)
ALLENSWORTH, Jermaine 1998–99 (OF)
ALMON, Bill 1980, 1987 (IF)
ALMORA, Albert Jr. 2021 (OF)
ALMONTE, Edwin 2003 (RHP)
ALOMAR, Roberto, 2002–2003 (2B)
ALOMAR, Sandy 1967 (SS)
ALOMAR, Sandy Jr. 2007 (C)
ALONSO, PETE 2019- (IF)
ALOU, Jesus 1975 (OF)
ALOU, Moises 2007–2008 (OF)
ALTHERR, Aaron 2019 (OF)
ALTMAN, George 1964 (OF)
ALVARADO, Luis 1977 (2B)
ALVAREZ, Dario 2014–2016 (LHP)
ÁLVAREZ, FRANCISCO 2022- (C)
ALVAREZ, R.J. 2022 (RHP)
AMBRES, Chip 2007 (OF)
ANDERSON, Craig 1962–1964 (RHP)
ANDERSON, Jason 2003 (RHP)
ANDERSON, Marlon 2005, 2007–09 (IF)
ANDERSON, Rick 1986 (RHP)
ANKIEL, Rick 2013 (OF)
AOKI, Norichika 2017 (OF)
APODACCA, Bob 1973–1979 (RHP)
APPIER, Kevin 2001 (RHP)
ARIAS, Joaquin 2010 (IF)
ARMAS, Tony Jr. 2008 (RHP)
ARRIGO, Gerry 1966 (LHP)
ASHBURN, Richie 1962 (OF)
ASHFORD, Tucker 1983 (IF)
ASHPROMONTE, Bob 1971 (IF)
ASTACIO, Pedro 2002–2003 (RHP)
ATCHINSON, Scott 2013 (RHP)
AVILÁN, Luis 2019 (RHP)
AYALA, Benny 1974–1976 (OF)
AYALA, Luis 2008 (RHP)
AYBAR, Manny 2005 (RHP)

B (113)

BACKMAN, Wally 1980–1988 (IF)
BACSIK, Mike 2002–2003 (LHP)
BAERGA, Carlos 1996–1998 (IF)
BÁEZ, Javier 2021 (IF)
BAEZ, Kevin 1990, 1992–1993 (IF)
BAILOR, Bob 1981–1983 (IF)
BALDWIN, Billy 1976 (OF)
BALDWIN, James 2004 (RHP)
BALDWIN, Rick 1975–1977 (RHP)
BANDA, Anthony, 2021 (LHP)
BANNISTER, Brian 2006 (RHP)
BARAJAS, Rod 2010 (C)
BARNES, Jacob 2021 (RHP)
BARNES, Lute 1972–1973 (IF)
BARRY, Jeff 1995 (OF)
BASHLOR, Tyler 2018–2019 (RHP)
BASS, Kevin 1992 (OF)

BASSITT, Chris 2022 (RHP)
BASTARDO, Antonio 2016 (LHP)
BATISTA, Miguel 2011–2012 (RHP)
BATY, BRETT 2022- (IF)
BAUMANN, Buddy 2018 (LHP)
BAUTA, Ed 1963–1964 (RHP)
BAUTISTA, Gerson 2018 (RHP)
BAUTISTA, José 2018 (OF)
BAXTER, Mike 2011–2013 (OF)
BAY, Jason 2010–2012 (OF)
BEANE, Billy 1984–1985 (OF)
BEARNARTH, Larry 1963–1966 (RHP)
BEATO, Pedro 2011–2012 (RHP)
BEATTY, Blaine 1989–1991 (LHP)
BEAUCHAMP, Jim 1972–1973 (1B)
BECK, Chris 2018 (RHP)
BECKER, Rich 1998 (OF)
BELL, Derek 2000 (OF)
BELL, Gus 1962 (OF)
BELL, Heath 2004–2006 (RHP)
BELL, Jay 2003 (IF)
BELTRÁN, Carlos 2005–2011 (OF)
BELTRAN, Rigo 1998–1999 (LHP)
BENITEZ, Armando 1999–2003 (RHP)
BENNETT, Dennis 1967 (LHP)
BENNETT, Gary 2001 (C)
BENSON, Kris 2004 (RHP)
BENTON, Butch 1978–1980 (C)
BERENQUER, Juan 1978–1980 (RHP)
BERENYI, Bruce 1984–1986 (RHP)
BERNARD, Dwight 1978–1979 (RHP)
BERRA, Yogi 1965 (C)
BERROA, Angel 2009 (IF)
BETANCES, Dellin 2020–2021 (RHP)
BETHKE, Jim 1965 (RHP)
BIESER, Steve 1997 (OF)
BIRKBECK, Mike 1995 (RHP)
BISHOP, Mike 1983 (C)
BLAIR, Willie 1998 (RHP)
BLACK, Vic 2013–2014 (RHP)
BLANCO, Henry 2010 (C)
BLANKENHORN, Travis 2021–2022 (IF)
BLEVINS, Jerry 2015–2018 (LHP)
BLOCKER, Terry 1985 (OF)
BOCHY, Bruce 1982 (C)
BOGAR, Tim 1993–1996 (IF)
BOHANON, Brian 1997–1998 (LHP)
BOISCLAIR, Bruce 1974, 1976–79 (OF)
BOITANO, Dan 1981 (RHP)
BOMBACK, Mark 1980 (RHP)
BONILLA, Bobby 1992–95, 1999 (IF)
BORDICK, Mike 2000 (SS)
BORLAND, Toby 1997 (RHP)
BOSCH, Don 1967–1968 (OF)
BOSTICK, Akeem 2021 (RHP)
BOSTON, Daryl 1990–1992 (OF)
BOSWELL, Ken 1967–1974 (2B)
BOTTALICO, Ricky 2004 (RHP)
BOUCHEE, Ed 1962 (1B)
BOWA, Larry 1985 (SS)
BOYER, Blaine 2011 (RHP)
BOYER, Ken 1966–1967 (3B)
BRACH, Brad 2019–2020 (RHP)
BRADFORD, Chad 2006 (RHP)
BRADFORD, Chasen 2017 (RHP)
BRADLEY, Mark 1983 (OF)
BRAGG, Darren 2001 (OF)
BRAZELL, Craig 2004 (IF)
BRESSOUD, Ed 1966 (SS)
BROADWAY, Lance 2009 (RHP)
BROGNA, Rico 1994–1996 (1B)
BROOKS, Hubie 1980–84, 1991 (IF)
BROSS, Terry 1991 (RHP)
BROXTON, Keon 2019 (OF)
BROWN, Andrew 2013–2014 (OF)

BROWN, Emil 2009 (OF)
BROWN, Kevin 1990 (LHP)
BROWN, Leon 1976 (OF)
BRUCE, Jay 2016–2018 (OF)
BRUHERT, Mike 1978 (RHP)
BUCHANAN, Brian 2004 (OF)
BUCHER, Jerry 1967–1968 (2B)
BUCHFOLTZ, Taylor 2011 (RHP)
BUCK, John 2013 (C)
BUFORD, Damon 1995 (OF)
BURGOS, Ambiorix 2007 (RHP)
BURKE, Greg 2013 (RHP)
BURKE, Tim 1991–1992 (RHP)
BURNITZ, Jeromy 1993–94, 02–03 (OF)
BURREIGHT, Larry 1963–1964 (IF)
BURREIS, Ray 1979–1980 (RHP)
BUTLER, Brett 1995 (OF)
BUTTÓ, JOSÉ 2022- (RHP)
BYRD, Marlon 2013 (OF)
BYRD, Paul 1995–1996 (RHP)
BYRDAK, Tim 2011–2013 (LHP)

C (90)

CABRERA, Asdrúbal 2016–2018 (IF)
CAIRO, Miguel 2005 (IF)
CALLAHAN, Jamie 2017 (RHP)
CAMERON, Mike 2004–2005 (OF)
CAMMACK, Eric 2000 (RHP)
CAMPBELL, Eric 2014–2016 (1B)
CANCEL, Robinson 2008–2009 (C)
CANDELARIA, John 1987 (LHP)
CANGELOSI, John 1994 (OF)
CANHA, MARK 2022- (OF)
CANNIZZARO, Chris 1962–1965 (C)
CANO, Robinson 2019–2022 (IF)
CAPRA, Buzz 1971–1973 (RHP)
CAPUANO, Chris 2011 (LHP)
CARDENAL, Jose 1979–1980 (OF)
CARLYLE, Buddy 2014–2015 (RHP)
CARDWELL, Don 1967–1970 (RHP)
CARMEL, Duke 1963 (1B)
CARR, Chuck 1990–1991 (OF)
CARRASCO, CARLOS 2021- (RHP)
CARRASCO, D.J. 2011–2012 (RHP)
CARRREON, Mark 1987–1991 (OF)
CARSON, Rob 2012–2013 (LHP)
CARTER, Chris 2010 (OF)
CARTER, Gary 1985–1989 (C)
CASANOVA, Raul 2008 (C)
CASTILLO, Alberto 1995–1998 (C)
CASTILLO, Juan 1994 (RHP)
CASTILLO, Luis 2007–2010 (IF)
CASTILLO, Tony 1991 (LHP)
CASTRO, Miguel 2020–2021 (RHP)
CASTRO, Ramon 2005–2009 (C)
CATALANOTTO, Frank 2010 (OF)
CECCHINI, Gavin 2016–2017 (IF)
CECILIANI, Darrell 2015 (OF)
CEDENO, Roger 1999, 2002–03 (OF)
CEDENO, Ronny 2012 (IF)
CENTENO, Juan 2013–2014 (C)
CERDA, Jamie 2002–2003 (LHP)
CERONE, Rick 1991 (C)
CÉSPEDES, Yoanis 2015–2020 (OF)
CHACON, Elio 1962 (IF)
CHANCE, Dean 1970 (RHP)
CHAPMAN, Kelvin 1979, 1984–85 (IF)
CHARLES, Ed 1967–1969 (3B)
CHAVEZ, Eudy 2006–2008 (OF)
CHEN, Bruce 2001–2002 (LHP)
CHILES, Rich 1973 (OF)
CHITI, Harry 1962 (C)
CHIRINOS, Robinson 2020 (C)

CHRISTENSEN, John 1984-1985 (OF)
 CHRISTENSEN, McKay 2002 (OF)
 CHRISTOPHER, Joe 1962-1965 (OF)
 CHURCH, Ryan 2008-2009 (OF)
 CISCO, Galen 1962-1965 (RHP)
 CLARK, Brady 2002, 2008 (OF)
 CLARK, Mark 1996-1997 (RHP)
 CLARK, Tony 2003 (IF)
 CLAUDIO, Alex 2022 (LHP)
 CLAY, Sam 2022 (LHP)
 CLENDENON, Donn 1969-1971 (1B)



Donn Clendenon

CLINES, Gene 1975 (OF)
 CLIPPARD, Tyler 2015 (RHP)
 CLONTZ, Brad 1998 (RHP)
 COLEMAN, Clarence 1962-63, 1966 (C)
 COLEMAN, Vince 1991-1993 (OF)
 COLLAZO, Willie 2007 (LHP)
 COLLINS, Kevin 1965, 1967-69 (IF)
 COLÓN, Bartolo 2014-2016 (RHP)
 CONE, David 1987-92, 2003 (RHP)
 CONFORTO, Michael 2015-2021 (OF)
 CONINE, Jeff 2007 (1B)
 CONLON, P.J. 2018 (LHP)
 CONNORS, Bill 1967-1968 (RHP)
 COOK, Cliff 1962-1963 (OF)
 COOK, Dennis 1998-2001 (LHP)
 COPELAND, Scott 2018 (RHP)
 CORA, Alex 2009-2010 (IF)
 CORCORAN, Tim 1986 (1B)
 CORDELL, Ryan 2020 (OF)
 COREY, Mark 2001-2002 (RHP)
 CORNEJO, Mardie 1978 (RHP)
 CORNELIUS, Reid 1995 (RHP)
 COWAN, Billy 1965 (OF)
 COWGILL, Collin 2013 (OF)
 CRAIG, Roger 1962-1963 (RHP)
 CRAM, Jerry 1974-1975 (RHP)
 CRAWFORD, Joe 1997 (LHP)
 CUBBAGE, Mike 1981 (IF)
 CUDDYER, Michael 2015 (OF)

D (45)

D'AMICO, Jeff 2002 (RHP)
 d'ARNAUD, Travis 2013-2019 (C)
 DARENSBOURG, Vic 2004 (LHP)
 DARLING, Ron 1983-1991 (RHP)
 DAUBACH, Brian 2005 (OF)
 DAVIAULT, Ray 1962 (RHP)
 DAVIS, Ike 2010-2014 (1B)
 DAVIS, J.D. 2019-2022 (OF)
 DAVIS, Kane 2002 (RHP)
 DAVIS, Rajai 2019 (OF)
 DAVIS, Tommy 1967 (OF)
 DE AZA, Alejandro 2016 (OF)
 deGrom, Jacob 2014-2022 (RHP)

DeJEAN, Mike 2004-2005 (RHP)
 DeMERIT, John 1962 (OF)
 DESSENS, Elmer 2009-2010 (RHP)
 DePASTINO, Joe 2003 (C)
 DELGADO, Carlos 2006-2009 (1B)
 DELGADO, Wilson 2004 (IF)
 den DEKKER, Matt 2013-2014, 2018 (OF)
 DENEHY, Bill 1967 (RHP)
 DEWEY, Mark 1992 (RHP)
 DIAZ, Carlos 1982-1983 (LHP)

DÍAZ, EDWIN 2019- (RHP)

DIAZ, Mario 1990 (IF)
 DIAZ, Victor 2004-2006 (OF)
 DÍAZ, YENNSY 2021 (RHP)
 DICKEY, R.A. 2010-2012 (RHP)
 DIFELICE, Mike 2005-2007 (C)
 DILAURO, Jack 1969 (LHP)
 DILLON, Steve 1963-1964 (LHP)
 DIPOTO, Jerry 1995-1996 (RHP)
 DONNELLS, Chris 1991-1992 (IF)
 DOTEI, Octavio 1999 (RHP)
 DOZIER, Brian 2020 (IF)
 DOZIER, D.J. 1992 (OF)
 DRAKE, Sammy 1962 (2B)
 DRAPER, Mike 1993 (RHP)
 DRURY, Brandon 2021 (IF)
 DUDA, Lucas 2010-2017 (1B)
 DUNCAN, Jeff 2003-2004 (OF)
 DUNSTON, Shawon 1999 (OF)
 DWYER, Jim 1976 (OF)
 DYER, Duffy 1968-1974 (C)
 DYKSTRA, Lenny 1985-1989 (OF)

E (22)

EASLEY, Damion 2007-2008 (IF/OF)
ESCOBAR, EDUARDO 2022- (IF)
 EDENS, Tom 1987 (RHP)
 EDGIN, Josh 2012-2017 (LHP)
 EGBERT, Jack 2012 (RHP)
 EICKHOFF, Jerad 2021 (RHP)
 EILERS, Dave 1965-1966 (RHP)
 ELLIOT, Larry 1964, 1966 (OF)
 ELLIS, Dock 1979 (RHP)
 ELSTER, Kevin 1986-1992 (SS)
 EMAUS, Brad 2011 (IF)
 ERICKSON, Scott 2004 (RHP)
 ESCOBAR, Alex 2001 (OF)
 ESPINOSA, Nino 1974-1978 (RHP)
 ESPINOZA, Alvaro 1996 (IF)
 ESTES, Shawn 2002 (LHP)
 ESTRADA, Chuck 1967 (RHP)
 ESTRADA, Francisco 1971 (C)
 EVANS, Nick 2008-2011 (OF)
 EVANS, PhilLIP 2017-2018 (INF)
 EVELAND, Dana 2014 (LHP)
 EVERETT, Carl 1995-1997 (OF)

F (43)

FABREGAS, Jorge 1998 (C)
 FALCONE, Pete 1979-1982 (LHP)
 FAMILIA, Jeurys 2012-2021 (RHP)
 FARGAS, Johneshwy 2021 (OF)
 FARNSWORTH, Kyle 2014 (RHP)
 FELICIANO, Jesus 2010 (OF)
 FELICIANO, Pedro 2002-04, 2006-10, 2013 (LHP)
 FERNANDEZ, Chico 1963 (SS)
 FERNANDEZ, Sid 1984-1993 (LHP)
 FERNANDEZ, Tony 1993 (IF)
 FERRER, Sergio 1978-1979 (IF)
 FIGUEROA, Nelson 2008-09 (RHP)
 FILER, Tom 1992 (RHP)
 FISHER, Jack 1964-1967 (RHP)
 FISHER, Nate 2022 (LHP)

FITZGERALD, Mike 1983-1984 (C)
 FITZMAURICE, Shaun 1966 (OF)
 FLEXEN, CHRIS 2017-2019 (RHP)
 FLORENCE, Don 1995 (LHP)
 FLORES, Gil 1978-1979 (OF)
 FLORES, Wilmer 2013-2018 (IF)
 FLOYD, Cliff 2003-2006 (OF)
 FLYNN, Doug 1977-1981 (IF)
 FOLLI, Tim 1970-71, 1978-79 (IF)
 FOLKERS, Rich 1970 (LHP)
 FONT, Wilmer 2019 (RHP)
 FORDYCE, Brook 1995 (C)
 FORTUNATO, Bartolome 2004-06 (RHP)
 FOSS, Larry 1962 (RHP)
 FOSSUM, Casey 2009 (LHP)
 FOSTER, George 1982-1986 (OF)
 FOSTER, Leo 1976-1977 (IF)
 FOY, Joe 1970 (3B)
 FRANCISCO, Frank 2012-13 (RHP)
 FRANCO, John 1990-2004 (LHP)
 FRANCO, Julio 2006-2007 (IF)
 FRANCO, Matt 1996-2000 (IF)
 FRANCOEUR, Jeff 2009-2010 (OF)
 FRAZIER, Todd 2018-2020 (IF)
 FREGOSI, Jim 1972-1973 (3B)
 FRIEND, Bob 1966 (RHP)
 FRISELLA, Danny 1967-1972 (RHP)
 FYHRIE, Mike 1996 (RHP)

G (64)

GAFF, Brent 1982-1984 (RHP)
 GAGNON, DREW 2018-2019 (RHP)
 GALLAGHER, Bob 1975 (OF)
 GALLAGHER, Dave 1992-1993 (OF)
 GARCIA, Danny 2003-2004 (IF)
 GARCIA, Karim 2004 (OF)
 GARDENHIRE, Ron 1981-1985 (SS)
 GARDNER, Jeff 1991 (IF)
 GARDNER, Rob 1965-1966 (LHP)
 GARDNER, Wes 1984-1985 (RHP)
 GARRETT, Wayne 1969-1976 (3B)
 GASPARD, Rod 1969-1970 (OF)
 GEE, Dillon 2010-2015 (RHP)
 GENTRY, Gary 1969-1972 (RHP)
 GERMAN, Gonzalez 2013-2014 (RHP)
 GIBBONS, John 1984, 1986-87 (C)
 GIBSON, Bob 1987 (RHP)
 GIBSON, Paul 1992-1993 (LHP)
 GILBERT, Shawn 1997-1998 (IF)
 GILES, Brian 1981-1983 (IF)
 GILKEY, Bernard 1996-1998 (OF)
 GILMARTIN, Sean 2015-2017 (LHP)
 GIMÉNEZ, Andrés 2020 (IF)
 GINSBERG, Joe 1962 (C)
 GINTER, Matt 2004 (RHP)
 GIVENS, MYCHAL 2022 (RHP)
 GLAVINE, Mike 2003 (IF)
 GLAVINE, Tom 2003-2007 (LHP)
 GLYNN, Ed 1979-1980 (LHP)
 GOEDDEL, Erik 2014-2017 (RHP)
 GÓMEZ, Carlos 2007, 2019 (OF)
 GONDER, Jesse 1963-1965 (C)
 GONZÁLEZ, Adrián 2018 (IF)
 GONZALEZ, Dicky 2001-2002 (RHP)
 GONZALEZ, Jeremi 2006 (RHP)
 GONZALEZ, Raul 2002-2003 (OF)
 GOODEN, Dwight 1984-1994 (RHP)
 GOOSSEN, Greg 1965-1968 (C)
 GORE, Terrance 2022 (OF)
 GORMAN, Tom 1982-1985 (LHP)
 GOSGER, Jim 1969, 1973-74 (OF)
 GOTAY, Ruben 2007 (IF)
 GOZZO, Mauro 1993-1994 (RHP)
 GRAHAM, Bill 1967 (RHP)
 GRAHAM, Wayne 1964 (3B)

GRANDERSON, Curtis 2014-2017 (OF)
 GRAVES, Danny 2005 (RHP)
 GREEN, Andy 2009 (IF)
 GREEN, Dallas 1966 (RHP)
 GREEN, Pumpsie 1963 (3B)
 GREEN, Sean 2009 (RHP)
 GREEN, Shawn 2006-2007 (1B/OF)
 GREENE, Charlie, 1996 (C)
 GREER, Kenny 1993 (RHP)
 GRIEVE, Tom 1978 (OF)
 GRIFFITHS, Jeremy 2003-2004 (RHP)
 GROTE, Jerry 1966-1977 (C)
 GRZENDA, Joe 1967 (LHP)
 GSELLMAN, ROBERT 2016- (RHP)
 GUETTERMAN, Lee 1992 (LHP)
GUILLORME, LUIS 2018- (IF)
 GUNDERSON, Eric 1994-1995 (LHP)
 GUTHRIE, Mark 2002 (LHP)
 GUTIERREZ, Ricky 2004 (IF)

H (98)

HAGER, Jake 2021 (OF)
 HAGGERTY, Sam 2019 (IF)
 HAHN, Don 1971-1974 (OF)
 HAIRSTON, Scott 2011-2012 (OF)
 HALL, Tom 1975-1976 (LHP)
 HALTER, Shane 1999 (IF)
 HAMILTON, Billy 2020 (OF)
 HAMILTON, Darryl 1999-2001 (OF)
 HAMILTON, Jack 1966-1967 (RHP)
 HAMPSON, Justin, 2012 (LHP)
 HAMPTON, Ike 1974 (C)
 HAMPTON, Mike 2000 (LHP)
 HAMULACK, Tim 2005 (LHP)
 HANEY, Todd 1998 (IF)
 HAND, Brad 2021 (LHP)
 HANHOLD, Eric 2018 (RHP)
 HARANG, Aaron 2013 (RHP)
 HARDTKE, Jason 1996-1997 (IF)
 HARE, Shawn 1994 (OF)
 HARKNESS, Tim 1963-1964 (1B)
 HARNISCH, Pete 1995-1997 (RHP)
 HARRELSON, Bud 1965-1977 (SS)
 HARRIS, Greg 1981 (RHP)
 HARRIS, Willie 2011 (OF)
 HARRIS, Lenny 1998, 2000-2001 (IF)
 HART, Donnie 2019 (LHP)
 HARTLIEB, Geoff 2021 (RHP)
 HARTS, Greg 1973 (PH)
 HARVEY, Matt 2012-2018 (RHP)
 HASSLER, Andy 1979 (LHP)
 HAUSMAN, Tom 1978-1982 (RHP)
 HAWKINS, LaTroy 2013 (RHP)
 HEARN, Ed 1986 (C)
 HEBNER, Richie 1979 (3B)
 HECHAVARRIA, Adeiny 2019 (IF)
 HEEP, Danny 1983-1986 (OF)
 HEFNER, Jeremy 2012-2013 (RHP)
 HEIDEMANN, Jack 1975-1976 (IF)
 HEILMAN, Aaron 2003-2008 (RHP)
 HEISE, Bob 1967-1969 (IF)
 HEMBREE, Heath 2021 (RHP)
 HENDERSON, Jim 2016 (RHP)
 HENDERSON, Ken 1978 (OF)
 HENDERSON, Rickey 1999-00 (OF)
 HENDERSON, Steve 1977-1980 (OF)
 HENDLEY, Bob 1967 (LHP)
 HENN, Sean 2013 (LHP)
 HENNIGAN, Phil 1973 (RHP)
 HENRY, Doug 1995-1996 (RHP)
 HEPLER, Bill 1966 (LHP)
 HERBEL, Ron 1970 (RHP)
 HEREDIA, Felix 2005 (LHP)
 HEREDIA, Guillermo 2020 (OF)
 HERNANDEZ, Anderson 2005-07, 2009 (IF)

HERNANDEZ, Keith 1983-1989 (1B)
 HERNANDEZ, Livan 2009 (RHP)
 HERNANDEZ, Luis 2010 (IF)
 HERNANDEZ, Manny 1989 (RHP)
 HERNANDEZ, Orlando 2006-08 (RHP)
 HERNANDEZ, Roberto 2005-06 (RHP)
 HERR, Tom 1990-1991 (2B)
 HERRERA, Daniel 2011-2012 (LHP)
 HERRERA, Dilson 2014-2015 (IF)
 HERRSCHER, Rick 1962 (IF)
 HERSHISER, Orel 1999 (RHP)
 HESSMAN, Mike 2010 (IF)
 HICKMAN, Jim 1962-1966 (OF)
 HICKS, Joe 1963 (OF)
 HIDALGO, Richard 2004 (OF)
 HIETPAS, Joe 2004 (C)
 HILDENBERGER, Trevor 2021 (RHP)
 HILL, Rich 2021 (LHP)
 HILLER, Chuck 1965-1967 (IF)
 HILLMAN, Dave 1962 (RHP)
 HILLMAN, Eric 1992-1994 (LHP)
 HINCHLIFFE, Brett 2001 (RHP)
 HINSLEY, Jerry 1964, 1967 (RHP)
 HODGES, Gil 1962-1963 (1B)
 HODGES, Ron 1973-1984 (C)
 HOLDERMAN, Colin 2022 (RHP)
 HOLMAN, Scott 1980, 1982-83 (RHP)
 HOOK, Jay 1962-1964 (RHP)
 HOUSIE, Wayne 1993 (OF)
 HOWARD, Mike 1981-1983 (OF)
 HOWELL, Pat 1992 (OF)
 HU, Chin-lung 2011 (IF)
 HUDEK, John 1998 (P)
 HUDSON, Jesse 1969 (LHP)
 HUGHES, Keith 1990 (OF)
 HUGHES, Jared 2020 (RHP)
 HUMBER, Philip 2006-2007 (RHP)
 HUNDLEY, Todd 1990-1998 (C)



Todd Hundley

HUNT, Ron 1963-1966 (2B)
HUNTER, TOMMY 2021- (RHP)
 HUNTER, Willard 1962, 1964 (LHP)
 HURDLE, Clint 1983, 1985, 1987 (C)
 HURST, Jonathan 1994 (RHP)
 HUSKEY, Butch 1993, 1995-98 (OF)

I (5)

IGARASHI, Ryota 2010 2011 (RHP)
 INCIARTE, ENDER 2022 (OF)
 INNIS, Jeff 1987-1993 (RHP)
 ISHII, Kazuhisa 2005 (LHP)
 ISRINGHAUSEN, Jason 95-99, 11 (RHP)

J (30)

JACKSON, Al 1962-65, 68-69 (LHP)
 JACKSON, Austin 2018 (OF)
 JACKSON, Darrin 1993 (OF)
 JACKSON, Roy Lee 1977-1980 (RHP)
 JACOBS, Mike 2005, 2010 (IF)
 JACOME, Jason 1994-1995 (LHP)
 JANKOWSKI, TRAVIS 2022- (OF)
 JEFFERIES, Gregg 1987-1991 (IF)
 JEFFERSON, Stanley 1986 (OF)
 JELIC, Chris 1990 (C)
 JOHNSON, Ben 2007 (OF)
 JOHNSON, Bob D. 1969 (RHP)
 JOHNSON, Bob W. 1967 (IF)
 JOHNSON, Howard 1985-1993 (IF)
 JOHNSON, Kelly 2015-2016 (IF)
 JOHNSON, Lance 1996-1997 (OF)
 JOHNSON, Mark, 2000-2001 (IF)
 JOHNSON, Rob 2012 (C)
 JONES, Barry 1992 (RHP)
 JONES, Bobby J. 1993-2000 (RHP)
 JONES, Bobby M. 2000-2002 (LHP)
 JONES, Chris 1995-1996 (OF)
 JONES, Cleon 1963, 1965-75 (OF)
 JONES, Randy 1981-1982 (LHP)
 JONES, Ross 1984 (SS)
 JONES, Sherman 1962 (RHP)
 JORDAN, Ricardo 1997 (LHP)
 JORGENSEN, Mike 68, 70-71, 80, 83 (1B)
 JULIO, Jorge 2006 (RHP)
 JURADO, Ariel 2020 (RHP)

K (25)

KACZMARSKI, Kevin 2018 (OF)
 KAISER, Jeff 1993 (LHP)
 KANEHL, Rod 1962-1964 (IF)
 KASHIWADA, Takashi 1997 (LHP)
 KELLY, Ty 2016-2018 (IF)
 KENT, Jeff 1992-1996 (IF)
 KEPPIINGER, Jeff 2004-2005 (IF)
 Kilome, Franklyn 2020 (RHP)
 KINGMAN, Dave 75-77, 81-83 (IF/OF)
 KINKADE, Mike 1998-2000 (IF)
 KIRBY, Wayne 1998 (OF)
 KLAUS, Bobby 1964-65 (IF)
 KLEVEN, Jay 1976 (C)
 KLIMCHOCK, Lou 1966 (PH)
 KNIGHT, Brandon 2008 (RHP)
 KNIGHT, Ray 1984-86 (3B)
 KOBEL, Kevin 1978-80 (LHP)
 KOLB, Gary 1965 (OF)
 KOMIYAMA, Satoru 2002 (RHP)
 KOO, Dae-Sung 2005 (LHP)
 KOONCE, Cal 1967-70 (RHP)
 KOOSMAN, Jerry 1967-78 (LHP)
 KRANPOOL, Ed 1962-79 (1B)
 KROLL, Gary 1964-65 (RHP)
 KUNZ, Eddie 2008 (RHP)

L (52)

LABINE, Clem 1962 (RHP)
 LAFFEY, Aaron 2013 (RHP)
 LAGARES, Juan 2013-2020 (OF)
 LAMABE, Jack 1967 (RHP)
 LAMB, David 2000 (IF)
 LANDRITH, Hobie 1962 (C)
 LANDRUM, Ced 1993 (OF)
 LANNAN, John 2014 (LHP)
 LARY, Frank 1964-1965 (RHP)
 LATHAM, Bill 1985 (LHP)
 LAWRENCE, Brian 2007 (RHP)
 LAWTON, Matt 2001 (OF)

LEACH, Terry 1981-82, 85-89 (RHP)
 LEATHERSICH, Jack 2015 (LHP)
 LEARY, Tim 1981, 1983-1984 (RHP)
 LEDEE, Ricky 2006-2007 (OF)
 LEDESMA, Aaron 1995 (IF)
LEE, KHALIL 2021- (OF)
 LEITER, Al 1998-2004 (LHP)
 LEWIS, Fred 2012 (OF)
 LEWIS, Johnny 1965-1967 (OF)
 LIDDELL, Dave 1990 (C)
 LIDLÉ, Cory 1997 (RHP)
 LIMA, Jose 2006 (RHP)
 LINDEMAN, Jim 1994 (OF/1B)
LINDOR, FRANCISCO 2021- (1F)
 LINTON, Doug 1994 (RHP)
 LINZ, Phil 1967-1968 (2B)
 LITTLE, Mark 2002 (OF)
 LLOYD, Graeme 2003 (LHP)
 LOBATON, Jose 2018 (C)
 LOCKE, Ron 1964 (LHP)
 LOCKETT, Walker 2019-2020 (RHP)
 LOCKWOOD, Skip 1975-1979 (RHP)
 Lo DUCA, Paul 2006-2007 (C)
 LOLICH, Mickey 1976 (LHP)
 LONEY, James 2016 (IF)
 LOMBARDI, Phil 1989-1990 (C)
 LOMON, Kevin 1995 (RHP)
 LONG, Terrence 1998-1999 (OF)
 LOOPER, Braden 2004-2005 (RHP)
 LOPEZ, Luis 1997-1999 (IF)
 LOPEZ, Yoan 2022 (RHP)
 LOUP, Aaron 2021 (LHP)
 LOWRIE, Jed 2019-2020 (IF)
LUCCHESE, JOEY 2021- (LHP)
 LUGO, Seth 2016-2022 (RHP)
 LUPLOW, Al 1966-1967 (OF)
 LUTZ, Zach 2012-2013 (IF)
 LYNCH, Ed 1980-1986 (RHP)
 LYON, Brandon 2013 (OF)
 LYONS, Barry 1986-1990 (C)

M (121)

MacDONALD, Bob 1996 (LHP)
 MacKENZIE, Ken 1962-1963 (LHP)
 MACHADO, Julio 1989-1990 (RHP)
 MADDOX, Elliott 1978-1980 (OF)
 MADDUX, Mike 1993-1994 (RHP)
 MAGADAN, Dave 1986-1992 (IF)
 MAHOMES, Pat 1999-2000 (RHP)
 MAINE, John 2006-2010 (RHP)
 MANGUAL, Pepe 1976-1977 (OF)
 MANKOWSKI, Phil 1980, 1982 (3B)
 MANN, Jim 2000 (RHP)
 MANTILLA, Felix 1962 (IF)
 MANUEL, Barry 1997 (RHP)
 MANZANILLO, Josias 93-95, 98-99 (RHP)
 MARCUM, Shaun 2013 (RHP)
 MARISNICK, Jake 2020 (OF)
 MARRERO, Deven 2022 (IF)
 MARRERO, Eli 2006 (C)
 MARSHALL, Dave 1970-1972 (OF)
 MARSHALL, Jim 1962 (1B)
 MARSHALL, Mike 1981 (RHP)
 MARSHALL, Mike A. 1990 (OF)
MARTE, STARLING 2022- (OF)
 MARTIN, J.C. 1968-1969 (C)
 MARTIN, Jerry 1984 (OF)
 MARTIN, Tom 2001 (LHP)
 MARTINEZ, Fernando 2009-11 (OF)
 MARTINEZ, Pedro A. 1996 (LHP)
 MARTINEZ, Pedro J. 2005-08 (RHP)
 MARTINEZ, Ramon 2008-2009 (IF)
 MARTINEZ, Teddy 1970-1974 (IF)
 MASON, Roger 1994 (RHP)
 MATLACK, Jon 1971-1977 (LHP)

MATSUI, Kazuo 2004-2006 (IF)
 MATSUZAKA, Daisuke 2013-2014 (RHP)
 MATTHEWS, Gary Jr. 2002, 2010 (OF)
 MATTHEWS, Mike 2005 (LHP)
 MATZ, Steven 2015-2020 (LHP)
 MAY, Jerry 1973 (C)
 MAY, Trevor 2021-2022 (RHP)
 MAYBERRY, John Jr. 2015 (OF)
 MAYBIN, Cameron 2021 (OF)
 MAZZA, Chris 2019 (RHP)
 MAYNE, Brent 1996 (C)
 MAYS, Willie 1972-1973 (OF)
 MAZEIKA, Patrick 2021-2022 (C)
 MAZZILLI, Lee 1976-81, 86-89 (OF)
 McANDREW, Jim 1968-1973 (RHP)
 McCANN, James 2021-2022 (C)
 McClURE, Bob 1988 (LHP)
 McCRAY, Rodney 1992 (OF)
 McDANIEL, Terry 1991 (OF)
 McDOWELL, Roger 1985-1989 (RHP)
 McELROY, Chuck 1999 (LHP)
 McEWING, Joe 2000-2004 (IF/OF)
 McGOWAN, Kevin 2017 (RHP)
 McGRAW, Tug 1965-67, 69-74 (LHP)
 McGUIRE, Ryan 2000 (OF)
 McHUGH, Collin 2012-2013 (RHP)
 McKINNEY, Billy 2021 (OF)
 McKNIGHT, Jeff 1989, 1992-94 (IF)
 McMICHAEL, Greg 1997-1999 (RHP)
 McMILLAN, Roy 1964-1966 (IF)
McNEIL, JEFF 2018- (IF/OF)
 McRAE, Brian 1997-1999 (OF)
 McREYNOLDS, Kevin 87-91, 94 (OF)
 MEDICH, George 1977 (RHP)
 MEDINA, Adonis 2022 (RHP)
MEGILL, TYLOR 2021- (RHP)
 MEJIA, Jentry 2010-2015 (RHP)
 MENDOZA, Carlos 1997 (OF)
 MERCADO, Orlando 1990 (C)
 MESORACO, Devin 2018 (C)
 METZGER, Butch 1978 (RHP)
 MIDDLEBROOK, Jason 2002 (RHP)
 MIENTKIEWICZ, Doug 2005 (IF)
 MILLAN, Felix 1973-1977 (2B)
 MILLEDGE, Lastings 2006-2007 (OF)
 MILLER, Bob G. 1962 (LHP)
 MILLER, Bob L. 1962, 1973-74 (RHP)
 MILLER, Dyar 1980-1981 (RHP)
 MILLER, Keith 1987-1991 (IF/OF)
 MILLER, Larry 1965-1966 (LHP)
 MILLIARD, Ralph 1998 (IF)
 MILLIGAN, Randy 1987 (OF)
 MILNER, John 1971-1977 (OF)
 MILONE, Tommy 2017 (LHP)
 MINOR, Blas 1995-1996 (RHP)
 MISCH, Pat 2009-2011 (LHP)
 MITCHELL, John 1986-1989 (RHP)
 MITCHELL, Kevin 1984, 1986 (OF)
 MIZELL, Wilmer 1962 (LHP)
 MLICKI, Dave 1995-1998 (RHP)
 MOFORD, Herb 1962 (RHP)
 MOLINA, Gustavo 2008 (C)
 MONELL, Johnny 2015 (C)
 MONTANEZ, Willie 1978-1979 (1B)
 MONTERO, Rafael 2014-2018 (RHP)
MONTES de OCA, BRYCE 2022- (RHP)
 MOOCK, Joe 1967 (3B)
 MOORE, Tommy 1972-1973 (RHP)
 MOORHEAD, Bob 1962, 1965 (RHP)
 MORA, Melvin 1999-2000 (OF)
 MORALES, Jerry 1980 (OF)
 MORAN, Al 1963-1964 (IF)
 MORENO, Jose 1980 (IF)
 MORENO, Orber 2003-2004 (RHP)
 MORGAN, Kevin 1997 (IF)
 MORRIS, Akeel 2015 (RHP)

MOTA, Guillermo 2006-2007 (RHP)
 MUNIZ, Carlos 2007-2008 (RHP)
 MUNO, Danny 2015 (IF)
 MURPHY, Bill 1966 (OF)
 MURPHY, Daniel 2008-2015 (IF)
 MURRAY, Dan 1999 (RHP)
 MURRAY, Dale 1978-1979 (RHP)
 MURRAY, Eddie 1992-1993 (IF)
 MUSGRAVES, Dennis 1965 (RHP)
 MUSSELMAN, Jeff 1989-1990 (LHP)
 MYERS, Randy 1985-1989 (LHP)
 MYRICK, Bob 1976-1978 (LHP)

N (24)

NADY, Xavier 2006 (OF)
 NAPOLEON, Dan 1965-1966 (OF)
 NAQUIN, Tyler 2022 (OF)
 NAVARRO, Tito 1993 (IF)
 NEAL, Charlie 1962-1963 (IF)
 NEWHAN, David 2007 (OF)
 NICKEAS, Mike 2010-2012 (C)
NIDO, TOMÁS 2017- (C)
 NIEMANN, Randy 1985-1986 (LHP)
 NIESE, Jonathon 2008-2016 (LHP)
 NIEUWENHUIS, Kirk 2012-2015 (OF)
 NIEVE, Fernando 2009-2010 (RHP)
NIMMO, BRANDON 2016- (OF)
 NITKOWSKI, CJ 2001 (LHP)
 NIXON, Trot 2008 (OF)
 NOBOA, Junior 1992 (IF)
NOGOSEK, STEPHEN 2019, 2021- (RHP)
 NOLAN, Joe 1972 (C)
 NOMO, Hideo 1998-1999 (RHP)
 NORMAN, Dan 1977-1980 (OF)
 NUNEZ, Abraham 2008 (IF)
 NUNEZ, Eduardo 2020 (IF)
 NUNEZ, Edwin 1988 (RHP)
 NUNNALLY, Jon 2000 (OF)

O (24)

O'BRIEN, Charlie 1990-1993 (C)
 O'FLAHERTY, Eric 2015 (LHP)
 O'CONNOR, Mike 2011 (LHP)
 O'DAY, Darren 2009 (RHP)
 O'MALLEY, Tom 1989-1990 (IF)
 OCHOA, Alex 1995-1997 (OF)
 OFFERMAN, Jose 2005 (IF)
 OJEDA, Bob 1986-1990 (LHP)
 OLERUD, John 1997-1999 (IF)
 OLIVER, Darren 2006 (LHP)
 OLSON, Garrett 2012 (LHP)
 OQUENDO, Jose 1983-1984 (IF)
 ORDONEZ, Rey 1996-2002 (IF)
 OROSCO, Jesse 1979, 81-87 (OF)
 ORSULAK, Joe 1993-1995 (LHP)
 ORTIZ, Junior 1981-1983 (C)
 O'ROURKE, Ryan 2019 (LHP)
 OSTROSSER, Brian 1973 (SS)
 OSWALT, Corey 2018- (RHP)
 OTERO, Ricky 1995 (OF)
 OTIS, Amos 1967, 1969 (OF)
 OTTAVINO, Adam 2022 (RHP)
 OWENS, Henry 2006 (RHP)
 OWNBEY, Rick 1982-1983 (RHP)

P (50)

PACELLA, John 1977, 1979-80 (RHP)
 PACIOREK, Tom 1985 (OF)
 PADILLA, Juan 2005-2008 (RHP)
 PAGAN, Angel 2008-2011 (OF)
 PANIK, Joe 2019 (IF)
 PAQUETTE, Craig 1998 (IF)

PARK, Chan Ho 2007 (RHP)
 PARKER, Harry 1973-1975 (RHP)
 PARKER, Rick 1994 (OF)
 PARNELL, Bobby 2008-2015 (RHP)
 PARRA, Jose 2004 (RHP)
 PASCUCCI, Valentino 2011 (OF)
 PARSONS, Tom 1964-1965 (RHP)
 PAULINO, Ronny 2011 (C)
 PAYTON, Jay 1998-2002 (OF)
 PECOTA, Bill 1992 (IF)
 PEDRIQUE, Al 1987 (IF)
 PELFREY, Mike 2006-2012 (RHP)
 PEMBERTON, Brock 1974-1975 (1B)
 PENA, Alejandro 1990-1991 (RHP)
 PERAZA, José 2021 (IF)
 PÉREZ, Timo 2000-2003 (OF)
 PÉREZ, Michael 2022 (C)
 PÉREZ, Oliver 2006-2010 (LHP)
 PÉREZ, Yorkis 1997 (LHP)
 PERSON, Robert 1995-1996 (RHP)
 PETAGINE, Roberto 1996-1997(1B)
PETERSON, DAVID 2020- (LHP)
 PETERSON, Tim 2018-2019 (RHP)
 PFEIL, Bob 1969 (3B)
 PHILLIPS, Andy 2008 (IF)
 PHILLIPS, Tony 1998 (OF)
 PHILLIPS, Jason 2001-2004 (C)
 PHILLIPS, Mike 1975-1977 (IF)
 PIAZZA, Mike 1998-2005 (C)
 PIERSALL, Jim 1963 (OF)
 PIGNATANO, Joe 1962 (C)
 PILL, Tyler 2017 (RHP)
 PILLAR, Kevin 2021 (OF)
 PLawecki, Kevin 2015-2018 (C)
 PLUMMER, Nick 2022 (OF)
 PORCELLO, Rick 2020 (RHP)
 POUNDERS, Brooks 2019 (RHP)
 POWELL, Grover 1963 (LHP)
 PRATT, Todd 1997-2001 (C)
 PRIDIE, Jason 2011 (OF)
 PUIG, Rich 1974 (IF)
 PULEO, Charlie 1981-1982 (RHP)
 PULSIPHER, Bill 1995-98, 2000 (LHP)
 PUTZ, J.J. 2009 (RHP)

Q (1)

QUINTANILLA, Omar 2012-2014 (IF)

R (65)

RAJSICH, Gary 1982-1983 (1B)
 RAMIREZ, Elvin 2012 (RHP)
 RAMIREZ, Erasmo 2020 (RHP)
 RAMIREZ, Mario 1980 (IF)
 RAMIREZ, Neil 2017 (RHP)
 RAMIREZ, Ramon 2012 (RHP)
 RAMOS, A.J. 2017-2018 (RHP)
 RAMOS, Wilson 2019-2020 (C)
 RANDLE, Lenny 1977-1978 (IF)
 RANDOLPH, Willie 1992 (IF)
 RAUCH, Bob 1972 (RHP)
 RAUCH, Jon 2012 (RHP)
 REARDON, Jeff 1979-1981 (RHP)
 RECKER, Anthony 2013-2015 (C)
 REDDING, Tim 2009 (RHP)
 REDMAN, Prentice 2003 (OF)
 REED, Addison 2015-2017 (RHP)
 REED, Darren 1990 (OF)
 REED, Jake 2021-2022 (RHP)
 REED, Jeremy 2009 (OF)
 REED, Steve 2002 (RHP)
 REED, Rick 1997-2001 (RHP)
REID-FOLEY, SEAN 2021- (RHP)
 REINHEIMER, Jack 2018 (IF)

RELAFORD, Desi 2001 (IF)
 REMLINGER, Mike 1994-1995 (LHP)
 RENIFF, Hal 1967 (RHP)
 REYES, Argenis 2008 (IF)
 REYES, José 2003-2011, 2016-2018 (IF)
 REYNOLDS, Matt 2016-2017, 2022 (IF)
 REYNOLDS, Ronn 1982-83, 1985 (C)
 REYNOLDS, Tom 1967 (OF)
 REYNOSO, Armando 1997-98 (RHP)
 RHAME, Jacob 2017-2019 (RHP)
 RIBANT, Dennis 1964-1966 (RHP)
 RICHARDSON, Gordon 1965-66 (LHP)
 RIGGAN, Jerrod 2000-2001 (RHP)
 RICE, Scott 2013-2014 (LHP)
 RINCON, Ricardo 2008 (LHP)
 RING, Royce 2005-2006 (LHP)
 RIVERA, Luis 1994 (IF)
 RIVERA, René 2016-2017, 2019-2020 (C)
 RIVERA, T.J. 2016-2017 (IF)
 ROACH, Jason 2003 (RHP)
 ROBERSON, Kevin 1996 (OF)
 ROBERTS, Dave 1981 (LHP)
 ROBERTS, Grant 2000-2004 (RHP)
 ROBLES, Hansel 2015-2018 (RHP)
 RODRÍGUEZ, Francisco 2009-11 (RHP)
 RODRÍGUEZ, Joely 2022 (LHP)
 RODRIGUEZ, Rich 2000 (LHP)
 ROGERS, Kenny 1999 (LHP)
 ROHR, Les 1967-1969 (LHP)
 ROJAS, Mel 1997-1998 (RHP)
 ROSADO, Luis 1977, 1980 (1B)
 ROSARIO, Amed 2017-2020 (IF)
 ROSE, Brian 2001 (RHP)
 ROSE, Don 1971 (RHP)
 ROTTINO, Vinny 2012 (C)
 ROWE, Don 1963 (LHP)

RUF, DARIN 2022- (IF)

RUGGIANO, Justin 2016 (OF)
 RUSCH, Glendon 1999-2001 (LHP)
 RUSTECK, Dick 1966 (LHP)
 RYAN, Nolan 1966, 1968-71 (RHP)

S (114)

SABERHAGEN, Bret 1992-95 (RHP)
 SADECKI, Ray 1970-74, 1977 (LHP)
 SALAS, Fernando 2016-2017 (RHP)
 SAMBITO, Joe 1985 (LHP)
 SAMUEL, Amado 1964 (IF)
 SAMUEL, Juan 1989 (IF)
 SÁNCHEZ, Ali 2020 (C)
 SÁNCHEZ, Duane 2006-2008 (RHP)
 SÁNCHEZ, Rey 2003 (IF)
 SÁNCHEZ, Yolmer 2022 (IF)
 SANDERS, Ken 1975-1976 (RHP)
 SANTANA, Johan 2008-2013 (LHP)
 SANTANA, Rafael 1984-1987 (SS)
 SANTIAGO, Héctor 2019 (LHP)
 SANTIAGO, Jose 2005 (RHP)
 SANTOS, Omir 2009 (C)
 SASSER, Mackey 1988-1992 (C)
 SATIN, Josh 2011-2014 (IF)
 SAUNDERS, Doug 1993 (IF)
 SAUVEUR, Rich 1991 (LHP)
 SCARCE, Mac 1975 (LHP)
 SCHAFFER, Jim 1965 (C)
 SCHATZEDER, Dan 1990 (LHP)
SCHERZER, MAX 2022- (RHP)
 SCHIRALDI, Calvin 1984-1985 (RHP)
 SCHMELZ, Al 1967 (RHP)
 SCHNECK, Dave 1972-1974 (OF)
 SCHNEIDER, Brian 2008-2009 (C)
 SCHOENEWEIS, Scott 2007-08 (LHP)
 SCHOFIELD, Dick 1992 (SS)
 SCHOUREK, Pete 1991-1994 (LHP)
 SCHREIBER, Ted 1963 (IF)
 SCHULZE, Don 1987 (RHP)
 SCHWINDEN, Chris 2011-12 (RHP)
 SCOTT, Mike 1979-1982 (RHP)
 SCUTARO, Marco 2002-2003 (IF)
 SEARAGE, Ray 1981 (LHP)
 SEAVER, Tom 1967-77, 1983 (RHP)
 SEGUI, David 1994-1995 (1B)
 SELE, Aaron 2007 (RHP)
 SELMA, Dick 1965-1968 (RHP)
 SEMINARA, Frank 1994 (RHP)
 SEO, Jae 2002-2005 (RHP)
 SEWALD, Paul 2017-2020 (RHP)
 SHAMSKY, Art 1968-1971 (OF)
 SHAW, Bob 1966-1967 (RHP)
 SHAW, Don 1967-1968 (LHP)
 SHEFFIELD, Gary 2009 (OF)
 SHERRY, Norm 1963 (C)
 SHINJO, Tsuyoshi 2001, 2003 (OF)
 SHIPLEY, Craig 1989 (IF)
 SHIRLEY, Bart 1967 (2B)
 SHOPPACH, Kelly 2012 (C)
 SHORT, Bill 1968 (LHP)
 SHREVE, Chasen 2020, 2022 (LHP)
 SIEBERT, Paul 1977-1978 (LHP)
 SIMONS, Doug 1991 (LHP)
 SINGLETON, Ken 1970-1971 (OF)
 SISCO, Chance 2021 (C)
 SISK, Doug 1982-1987 (RHP)
 SMITH, Bobby Gene 1962 (OF)
 SMITH, Charley 1964-1965 (3B)
 SMITH, Dick 1963-1964 (OF)
 SMITH, Dominic 2017-2022 (IF/OF)
SMITH, DREW 2018- (RHP)
 SMITH, Joe 2007-2008 (RHP)
 SMITH, Pete 1994 (RHP)
 SMOKER, Josh 2016-2017 (LHP)
 SNEAD, Esix 2002-2003 (OF)
 SNIDER, Duke 1963 (OF)
 SPAHN, Warren 1965 (LHP)
 SOLER, Alay 2006 (RHP)
 SOSA, Jorge 2007-2008 (RHP)
 SPEHR, Tim 1998 (C)
 SPENCER, Shane 2004 (OF)
 SPIERS, Bill 1995 (IF)
 SPRINGER, Steve 1992 (IF)
 SPRINGER, Dennis 2000 (RHP)
 STAHL, Larry 1967-1968 (OF)
 STAIGER, Roy 1975-1977 (3B)
 STALLARD, Tracy 1963-1964 (RHP)
 STANTON, Leroy 1970-1971 (OF)
 STANTON, Mike 2003-2004 (LHP)
 STAUFFER, Tim 2015 (RHP)
 STAUB, Rusty 1972-75, 81-85 (OF)
 STEARNS, John 1975-1984 (C)
 STEPHENSON, John 1964-1966 (C)
 STERLING, Randy 1974 (RHP)
 STINNETT, Kelly 1994-95, 2006 (C)
 STINSON, Josh 2011 (RHP)
 STOCK, Robert 2021 (RHP)
 STOKES, Brian 2008-2009 (RHP)
 STONE, George 1973-1976 (LHP)
 STONER, Tobi 2009-2010 (RHP)
 STRANGE, Pat 2002-2003 (RHP)
 STRAWBERRY, Darryl 1983-90 (OF)
 STRICKLAND, Hunter 2020 (RHP)
 STRICKLAND, Scott 2002-2004 (RHP)
 STROHMAYER, John 1973-74 (RHP)
 STROM, Brent 1972 (LHP)
 STROMAN, Marcus 2019-2021 (RHP)
 STUART, Dick 1966 (1B)
 STURDIVANT, Tom 1964 (RHP)
 SUDAKIS, Bill 1972 (C)
 SULLIVAN, Cory 2009 (OF)
 SULLIVAN, John 1967 (C)
 SUTHERLAND, Darrell 1964-1966 (RHP)

SWAN, Craig 1973-1984 (RHP)
 SWARZAK, Anthony 2018 (RHP)
 SWITZER, Jon 2009 (LHP)
 SWEET, Rick 1982 (C)
 SWOBODA, Ron 1965-1970 (OF)
 SYNDERGAARD, Noah 2015-2021 (RHP)
 SZAPUCKI, Thomas 2021-2022 (LHP)

T (56)

TABLER, Pat 1990 (OF)
 TAJERON, Travis 2017 (OF)
 TAKAHASHI, Hisanori 2010 (LHP)
 TAKAHASHI, Ken 2009 (LHP)
 TAKATSU, Shingo 2005 (RHP)
 TAM, Jeff 1998-1999 (RHP)
 TANANA, Frank 1993 (LHP)
 TAPANI, Kevin 1989 (RHP)
 TARASCO, Tony 2002 (OF)
 TATE, Randy 1975 (RHP)
 TARPLEY, Stephen 2021 (LHP)
 TATIS, Fernando 2008-2010 (OF)
 TATUM, Jim 1998 (OF)
 TAVERAS, Frank 1979-1981 (SS)
 TAYLOR, Billy 1999 (LHP)
 TAYLOR, Hawk 1964-1967 (C)
 TAYLOR, Chuck 1972 (RHP)
 TAYLOR, Ron 1967-1971 (RHP)
 TAYLOR, Sammy 1962-1963 (C)
 TEAGARDEN, Taylor 2014 (C)
 TEJADA, Rubén 2010-2015, 2019 (IF)
 TELGHEDER, Dave 1993-1995 (RHP)
 TEMPLETON, Garry 1991 (IF)
 TERRELL, Walt 1982-1984 (RHP)
 TERRY, Ralph 1966-1967 (RHP)
 TEUFEL, Tim 1986-1991 (IF)
 THAYER, Dale 2011 (RHP)
 THEODORE, George 1973-74 (OF)
 THOLE, Josh 2009-2012 (C)
 THOMAS, Frank 1962-1964 (OF)
 THOMPSON, Ryan 1992-1996 (OF)
 THOMSON, John 2002 (RHP)
 THORNTON, Lou 1989-1990 (OF)
 THRONEBERRY, Marv 1962-63 (1B)
 THURMAN, Gary 1997 (OF)
 TIDROW, Dick 1984 (RHP)
 TILLMAN, Rusty 1982 (OF)
 TOCA, Jorge 1999 (OF)
 TODD, Jackson 1977 (RHP)
 TOMBERLIN, Andy 1996-1997 (OF)
 TORRE, Joe 1975-1977 (IF)
 TORRES, Andres 2012 (OF)
 TORRES, Alex 2015 (LHP)
 TORRES, Carlos 2013-2015 (RHP)
 TORREZ, Mike 1983-1984 (RHP)
 TORVE, Kelvin 1990-1991 (1B)
 TOVAR, Wilfredo 2013-2014, 2021 (IF)
 TRACHSEL, Steve 2001-2006 (RHP)

TRAMMELL, Bubba 2000 (OF)
 TREVINO, Alex 1978-1981, 1990 (C)
 TRLICEK, Rick 1996; 1997-98 (RHP)
 TROPEANO, Nick 2021 (RHP)
 TUCKER, Michael 2006 (OF)
 TURNER, Justin 2010-2013 (IF)
 TWITCHELL, Wayne 1979 (RHP)
 TYNER, Jason 2000 (OF)

U (3)

UNSER, Del 1975-1976 (OF)
 URDANETA, Lino 2007 (RHP)
 URIBE, Juan 2015 (IF)

V (25)

VAIL, Mike 1975-1977 (OF)
 VALDES, Raul 2010 (LHP)
 VALDESPIN, Jordany 2012-13 (IF)
 VALDEZ, Wilson 2009 (IF)
 VALENT, Eric 2004-2005 (OF)
 VALENTIN, John 2002 (IF)
 VALENTIN, José 2006-2008 (IF)
 VALENTINE, Bobby 1977-1978 (2B)
 VALENTINE, Ellis 1981-1982 (OF)
 VALERA, Julio 1990-1991 (RHP)
 VALVERDE, José 2014 (RHP)
 VARGAS, Claudio 2008 (RHP)\
 VARGAS, Jason 2007-08, 2018-19 (LHP)
 VAUGHN, Mo 2002-2003 (1B)
 VELANDIA, Jorge 2000-2003 (IF)
 VENTURA, Robin 1999-2001 (IF)
 VERRETT, Logan 2015-2016 (RHP)
 VERYZER, Tom 1982 (SS)

VIENTOS, MARK 2022- (IF)

VILLAR, Jonathan 2021 (IF)
 VINA, Fernando 1994 (IF/OF)
 VIOLA, Frank 1989-1991 (LHP)
 VITKO, Joe 1992 (RHP)
 VIZCAINO, José 1994-1996 (IF)
VOGELBACH, DANIEL 2022- (IF)

W (47)

WACHA, Michael 2020 (RHP)
 WAGNER, Billy 2006-2009 (LHP)
 WAHL, BOBBY 2018 (RHP)
 WAKEFIELD, Bill 1964 (RHP)
 WALKER, Chico 1992-1993 (IF/OF)
 WALKER, Neil 2016-2017 (IF)
 WALKER, Pete 1995, 2001-02 (RHP)
 WALKER, Taijuan 2021-2022 (RHP)
 WALKER, Tyler 2002-2003 (RHP)
 WALL, Donnie 2001 (RHP)
 WALLACE, Derek 1996-1999 (RHP)

WALTER, Gene 1987 (LHP)
 WASHINGTON, Claudell 1980 (OF)
 WATSON, Allen 1999 (LHP)
 WATSON, Matt 2003 (OF)
 WEATHERS, David 2002-2004 (RHP)
 WEBB, Hank 1972-1976 (RHP)
 WEIS, Al 1968-1971 (IF)
 WENDELL, Turk 1997-2001 (RHP)
 WEST, Dave 1988-1989 (LHP)
 WESTON, Mickey 1993 (RHP)
 WHEELER, Dan 2003-2004 (RHP)
 WHEELER, Zack 2013-2019 (RHP)
 WHITE, Rick 2000-2001 (RHP)
 WHITEHURST, Wally 1989-92 (RHP)
 WIGGINTON, Ty 2002-2004 (IF)
 WILK, Adam 2017 (LHP)
 WILKINS, Rick 1998 (C)
 WILLEY, Carl 1963-1965 (RHP)
 WILLHITE, Nick 1967 (LHP)
 WILLIAMS, Charlie 1971 (RHP)
 WILLIAMS, Dave 2007 (LHP)
 WILLIAMS, Gerald 2004-2005 (OF)
 WILLIAMS, Mason 2021 (OF)
 WILLIAMS, Trevor 2021-2022 (RHP)
 WILSON, Justin 2019-2020 (LHP)
 WILSON, Mookie 1980-1989 (OF)
 WILSON, Paul 1996-2000 (RHP)
 WILSON, Preston 1998 (OF)
 WILSON, Tom 2004 (C)
 WILSON, Vance 1999-2004 (C)
 WINNINGHAM, Herman 1984 (OF)
 WISE, Matt 2008 (RHP)
 WOODLING, Gene 1962 (OF)
 WOODWARD, Chris 2005-2006 (IF)
 WRIGHT, David 2004-2018 (IF)
 WYNNNE, Billy 1967 (RHP)

Y (9)

YAMAMOTO, Jordan 2021 (RHP)
 YATES, Tyler 2002-2005 (RHP)
 YNOA, Gabriel 2016 (RHP)
 YOSHII, Masato 1998-1999 (RHP)
 YOUNG, Anthony 1991-1993 (RHP)
 YOUNG, Chris 2011-2012 (RHP)
 YOUNG, Chris 2014 (OF)
 YOUNG, Eric Jr. 2013-2015 (OF)
 YOUNGBLOOD, Joel 1977-82 (OF)

Z (6)

ZACHRY, Pat 1977-1982 (RHP)
 ZAMBRANO, Victor 2004-06 (RHP)
 ZAMORA, Daniel 2018-2019 (LHP)
 ZASTRYZNY, Rob 2022 (LHP)
 ZEILE, Todd 2000-2001, 2004 (1B)
 ZIMMER, Don 1962 (3B)

MOST HOME RUNS HIT BY A METS OPPONENT

Willie Stargell.....60
 Mike Schmidt.....49
 Chipper Jones.....49
 Ryan Howard.....48
 Willie McCovey.....48
 Hank Aaron.....45
 Pat Burrell.....42

Willie Mays.....39
 Chase Utley.....39
 Barry Bonds.....38
 Giancarlo Stanton.....37
 Andre Dawson.....36
 Billy Williams.....34
 Bryce Harper.....34

Dick Allen.....33
 Jimmy Rollins.....33
 Dale Murphy.....32
 Tony Perez.....30
 Joe Torre.....30
 Gary Sheffield.....30
 Adam LaRoche.....29

METS NUMERICAL ROSTER

00

Tony Clark (2003)

0

Terry McDaniel (1991)
Ray Ordóñez (1996-1997)
Omar Quintanilla (2014)
Marcus Stroman (2020-2021)
Adam Ottavino (2022)

1

Richie Ashburn (1962)
Cliff Cook (1963)
Duke Carmel (1963)
Charley Smith (1964-1965)
Ed Bressoud (1966)
Jerry Buchek (1967-1968)
Kevin Collins (1969)
Bobby Pfeil (1969)
Lute Barnes (1972-1973)
Gene Clines (1975)
Leo Foster (1976-1977)
Bobby Valentine (1977-1978)
Sergio Ferrer (1979)
Mookie Wilson (1980-89, 97-02)
Lou Thornton (1990)
Chuck Carr (1990)
Vince Coleman (1991-1992)
Tony Fernandez (1993)
Kevin Baez (1993)
Fernando Vina (1994)
Ricky Otero (1995)
Lance Johnson (1996-1997)
Esix Sneed (2004)
Anderson Hernandez (2005-2007)
Luis Castillo (2007-2010)
Mookie Wilson (2011)
Jordany Valdespin (2012-2013)
Chris Young (2014)
Darrell Ceciliani (2015)
Eric Young Jr. (2015)
Justin Ruggiano (2016)
Amed Rosario (2017-2020)
Jonathan Villar (2021)
Jeff McNeil (2022)

2

Mark Throneberry (1962-1963)
Jimmy Piersall (1963)
George Altman (1964)
Chuck Hiller (1965-1967)
Phil Linz (1967-1968)
Bob Aspromonte (1971)
Jim Fregosi (1972-1973)
Brock Pemberton (1974-1975)
Roy Staiger (1976-1977)
Tom Grieve (1978)
Phil Mankowski (1980)
Jose Oquendo (1983-1984)
Larry Bowa (1985)
Kevin Elster (1986)
Bill Almon (1987)
Mackey Sasser (1988-1992)
Wayne Housie (1993)
Doug Saunders (1993)
Damon Buford (1995)
Bobby Valentine (1985, 1996-2002)
Gary Pettis (2003-2004)
Sandy Alomar, Sr. (2005-2009)
Justin Turner (2010-2013)

Dilson Herrera (2014-2015)
Juan Uribe (2015)
Gavin Cecchini (2016-2018)
Joe Panik (2019)
Dominic Smith (2020-2022)

3

Gus Bell (1962)
Ed Bouchee (1962)
Tim Harkness (1963-1964)
Bill Cowan (1965)
Bud Harrelson (1965-77, 82, 89-91)
Sergio Ferrer (1978)
Richie Hebner (1979)
Mario Ramirez (1980)
Mike Cabbage (1981)
Rafael Santana (1984-1987)
Junior Naboia (1992)
Darrin Jackson (1993)
Luis Rivera (1994)
Carl Everett (1995-1997)
Vance Wilson (1998-2000)
Jason Phillips (2001)
Vance Wilson (2001-2004)
Miguel Cairo (2005)
Manny Acta (2006)
Damion Easley (2007-2008)
Alex Cora (2009)
Luis Hernandez (2010)
Josh Satin (2011-2012)
Omar Quintanilla (2013)
Curtis Granderson (2014-2017)
Tomás Nido (2018-2022)

4

Charlie Neal (1962-1963)
Duke Snider (1963)
Wayne Graham (1964)
Ron Swoboda (1966-1970)
Rusty Staub (1972-1974)
Bruce Boisclair (1976-1979)
Jose Moreno (1980)
Bob Bailor (1981-1983)
Lenny Dykstra (1985-1989)
Lou Thornton (1989)
Mike Cabbage (1990-1996)
Cookie Rojas (1997-1998)
Robin Ventura (1999-2001)
John Valentin (2002)
Matt Galante (2003-2004)
Chris Woodward (2005-2006)
Ben Johnson (2007)
Anderson Hernandez (2007)
Robinson Cancel (2008)
Argenis Reyes (2008)
Wilson Valdez (2009)
Angel Berroa (2009)
Henry Blanco (2010)
Brad Emaus (2011)
Mike Nickeas (2012)
Collin Cowgill (2013)
Wilmer Flores (2013-2018)
Jed Lowrie (2019-2020)
Albert Almora Jr. (2021)
Patrick Mazeika (2022)
Terrance Gore (2022)

5

Hobie Landrith (1962)
Joe Pignatano (1962)
Norm Sherry (1963)

Chris Cannizzaro (1965)
Shaun Fitzmaurice (1966)
Sandy Alomar, Sr. (1967)
Ed Charles (1967-1969)
Joe Foy (1970)
Francisco Estrada (1971)
Jim Beauchamp (1972-1973)
Jim Gosger (1974)
Jerry Moses (1975)
Mike Phillips (1975-1977)
Steve Henderson (1977)
Mike Howard (1981-1983)
Davey Johnson (1984-1990)
Charlie O'Brien (1991)
Jeff McKnight (1992)
Jeromy Burnitz (1993-1994)
Brook Fordyce (1995)
Chris Jones (1995-1996)
John Olerud (1997-1999)
Mark Johnson (2000, 2002)
Tsuyoshi Shinjo (2001, 2003)
David Wright (2005-2018)



David Wright

6

Jim Marshall (1962)
Cliff Cook (1962)
Rick Herrscher (1962)
Larry Burright (1963-1964)
Bobby Klaus (1964-1965)
Lou Klimchok (1966)
Jim Hickman (1966)
Bart Shirley (1967)
Bob W. Johnson (1967)
Al Weis (1968-1971)
Greg Harts (1973)
Rich Puig (1974)
Mike Vail (1976-1977)
Jose Cardenal (1979-1980)
Wally Backman (1981-1988)
Mike Marshall (1990)
Alex Trevino (1990)
Darren Reed (1990)
Daryl Boston (1991-1992)
Joe Orsulak (1993-1995)
Carlos Baerga (1996)
Manny Alexander (1997)
Carlos Mendoza (1997)
Rich Becker (1998)
Tony Phillips (1998)
Melvin Mora (1999-2000)
Timo Perez (2000-2003)
Ricky Gutierrez (2004)
Gerald Williams (2004)
Tom Wilson (2004)
Jeff Keppinger (2004)
Mike DiFelice (2006)

Ruben Gotay (2007)
 Gustavo Molina (2008)
 Abraham Nunez (2008)
 Trot Nixon (2008)
 Ramon Martinez (2009)
 Nick Evans (2008-2011)
 Omar Quintanilla (2012)
 Kelly Shoppach (2012)
 Marlon Byrd (2013)
 Matt den Dekker (2013-2014)
 Pat Roessler (2015-2018)
 Jeff McNeil (2019-2021)
 Starling Marte (2022)

7

Elio Chacon (1962)
 Chico Fernandez (1993)
 Amado Samuel (1964)
 Ed Kranepool (1965-1979)
 Hubie Brooks (1981-1984, 1991)
 John Christensen (1985)
 Kevin Mitchell (1986)
 Clint Hurdle (1987)
 Juan Samuel (1989)
 Chuck Carr (1990)
 Daryl Boston (1990)
 D.J. Dozier (1992)
 Jeff McKnight (1993)
 Bobby Wine (1993-1996)
 Charlie Greene (1996)
 Todd Pratt (1998-2001)
 Gary Bennett (2001)
 Jason Phillips (2002)
 Bob Geren (2012-2014)
 Travis d'Arnaud (2015-2016)
 José Reyes (2003-2011, 2016-2018)
 Marcus Stroman (2019)



Gary Carter

8

Chris Cannizzaro (1962-1964)
 Yogi Berra (1965-1975)
 Dan Norman (1979-1980)
 Rick Sweet (1982)
 Phil Mankowski (1982)
 Ronn Reynolds (1982)
 John Gibbons (1984)
 Gary Carter (1985-1989)
 Dave Gallagher (1992-1993)
 Steve Swisher (1994-1996)
 Carlos Baerga (1997-1998)
 Cookie Rojas (1999-2000)
 Desi Relaford (2001)
 Matt Galante (2002)

9

Jim Hickman (1962-1965)
 Wes Westrum (1966-1967)
 J.C. Martin (1968-1969)
 Randy Bobb (1970)
 Bill Sudakis (1972)
 George Theodore (1973-1974)
 Joe Torre (1975-1981)
 Bruce Bochy (1982)
 Mark Bradley (1983)
 Jerry Martin (1984)
 Ronn Reynolds (1985)
 Gregg Jefferies (1987-1991)
 Todd Hundley (1992-1998)
 Todd Zeile (2000-2001)
 Ty Wigginton (2002-2004)
 Craig Brazell (2004)
 Ricky Ledee (2006-2007)
 Mike DiFelice (2007)
 Marlon Anderson (2008-2009)
 Omir Santos (2009-2010)
 Ronny Paulino (2011)
 Kirk Nieuwenhuis (2012-2015)
 Brandon Nimmo (2016-2022)

10

Rod Kanehl (1962-1964)
 Kevin Collins (1965)
 Greg Goossen (1966-1968)
 Mike Jorgensen (1968)
 Duffy Dyer (1969-1974)
 Rusty Staub (1975, 1981-1985)
 Ken Henderson (1978)
 Kelvin Chapman (1979)
 Dave Magadan (1990-1991)
 Jeff Torborg (1992-1993)
 Butch Huskey (1993)
 David Segui (1994)
 Tom McGraw (1995-1996)
 Gary Thurman (1997)
 Kevin Morgan (1997)
 Roberto Petagine (1997)
 Rey Ordóñez (1998-2002)
 Rey Sanchez (2003)
 Joe Depastino (2003)
 Jeff Duncan (2004)
 Brian Buchanan (2004)
 Joe Hietpas (2004)
 Shinjo Takatsu (2005)
 Endy Chavez (2006-2008)
 Gary Sheffield (2009)
 Terry Collins (2011-2017)
 Gary DiSarcina (2018-2021)
 Eduardo Escobar (2022)

11

Ed Bouchee (1962)
 Gene Woodling (1962)
 Duke Snider (1963)
 Roy McMillian (1964-1965)
 Wayne Garrett (1969-1976)
 Pepe Mangual (1976)
 Lenny Randle (1977-1978)
 Frank Taveras (1979-1981)
 Tom Veryzer (1982)
 Mike Bishop (1983)
 Tucker Ashford (1983)
 Kelvin Chapman (1984-1985)
 Gary Templeton (1991)

Dick Schofield (1992)
 Vince Coleman (1993)
 Rick Parker (1994)
 Aaron Ledesma (1995)
 Tim Bogar (1996)
 Cory Lidle (1997)
 Preston Wilson (1998)
 Wayne Kirby (1998)
 Shane Halter (1999)
 Jason Tyner (2000)
 Jorge Velandia (2000-2001)
 Joe McEwing (2003-2004)
 Ramon Castro (2005-2009)
 Argenis Reyes (2009)
 Anderson Hernandez (2009)
 Ruben Tejada (2010-2015)
 Tim Teufel (1986-1991, 2016)
 Norichika Aoki (2017)
 José Bautista (2018)
 Adeiny Hechivarría (2019)
 Ruben Tejada (2019)
 Tony DeFrancesco (2020)
 Kevin Pillar (2021)
 Buck Showalter (2022)


12

Joe Ginsberg (1962)
 Sammy Drake (1962)
 Jesse Gonder (1963-1965)
 Cleon Jones (1965)
 John Stephenson (1966)
 Tommy Davis (1967)
 Ken Boswell (1968-1974)
 Jack Heidemann (1975-1976)
 Lee Mazzilli (1976)
 John Stearns (1977-84, 2000-01)
 Ron Darling (1985-1989)
 Keith Hughes (1990)
 Willie Randolph (1992, 2005-2008)
 Jeff Kent (1993-1996)
 Alvaro Espinoza (1996)
 Shawn Gilbert (1997-1998)
 Jorge Fabregas (1998)
 Shawon Dunston (1999)
 Roberto Alomar (2002-2003)
 Danny Garcia (2003)
 Jeff Francoeur (2009-2010)
 Joaquin Arias (2010)
 Scott Hairston (2011-2012)
 Juan Lagares (2013-2019)
 Eduardo Núñez (2020)
 Francisco Lindor (2021-2022)

13

Roger Craig (1963)
 Neil Allen (1981-1983)
 Clint Hurdle (1985)
 Lee Mazzilli (1986-1989)
 Jeff Musselman (1989-1990)
 Rick Cerone (1991)
 Rodney McCray (1992)
 Steve Springer (1992)
 Steve Swisher (1993)
 Jonathan Hurst (1994)
 Edgardo Alfonzo (1995-2002)
 Jorge Velandia (2003)
 Matt Ginter (2004)
 Brian Daubach (2005)
 Billy Wagner (2006-2009)
 Alex Cora (2010)
 Mike Nickeas (2010-2011)

Ronny Cedeno (2012)
Satin, Josh (2013-2014)
Jerry Blevins (2015)
Asdrúbal Cabrera (2016-2018)
Luis Guillorme (2019-2022)



15

Al Jackson (1962-1965)
Jerry Grote (1966-1977)
Butch Benton (1978)
Claudell Washington (1980)
Dave Roberts (1981)
Brian Giles (1981)
George Foster (1982-1986)
Rick Aguilera (1987-1988)
Don Aase (1989)
Jeff McKnight (1989)
Ron Darling (1989-1991)
Kevin Elster (1992)
Darell Johnson (1993)
José Vizcaino (1994-1995)
Matt Franco (1996-2000)
Brady Clark (2002)
Denny Walling (2003-2004)
Richard Hidalgo (2004)
Carlos Beltrán (2005-2011)
Valentino Pascucci (2011)
Fred Lewis (2012)
Travis d'Arnaud (2013-2014)
Bob Geren (2015)
Matt Reynolds (2016-2017)
Luis Guillorme (2018)
Brian Dozier (2020)
Juan Lagares (2020)
Guillermo Heredia (2020)
Cameron Maybin (2021)
Matt Reynolds (2022)
Deven Marrero (2022)

16

Bobby Gene Smith (1962)
Sammy Taylor (1962-1963)
Jesse Gonder (1963)
Dick Smith (1963-1964)
Dan Napoleon (1965-1966)
Tom Reynolds (1967)
Kevin Collins (1968)
Mike Jorgensen (1969, 1971)
Felix Millan (1973)
Dave Schneck (1974)
John Stearns (1975-1976)
Lee Mazzilli (1977-1981)
Dwight Gooden (1984-1994)

Hideo Nomo (1998)
Derek Bell (2000)
David Cone (2003)
Doug Mientkiewicz (2005)
Paul Lo Duca (2006-2007)
Angel Pagan (2008-2011)
Rob Johnson (2012)
Rick Ankiel (2013)
Daisuke Matsuzaka (2013-2014)
Dilson Herrera (2015)
Danny Muno (2015)
Alejandro De Aza (2016)
Kevin Kaczmarski (2018)
Austin Jackson (2018)
Jake Marisnick (2020)
Travis Jankowski (2022)



18

Felix Mantilla (1962)
Pumpsie Green (1963)
Dennis Ribant (1965)
Gary Kolb (1965)
Al Luplow (1966-1967)
Joe Moock (1967)
Duffy Dyer (1968)
Jim Gosger (1969)
Dave Marshall (1970-1972)
George Theodore (1973)
Benny Ayala (1974, 1976)
Joel Youngblood (1977-1982)
Darryl Strawberry (1983-1990)
Bret Saberhagen (1992-1993)
Jeff McKnight (1994)
Jeff Barry (1995)
Kevin Roberson (1996)
Takashi Kashiwada (1997)
Craig Paquette (1998)
Todd Haney (1998)
Darryl Hamilton (1999-2001)
Jeff D'Amico (2002)
Art Howe (2003-2004)
Marlon Anderson (2005)
José Valentin (2006)
Moises Alou (2007-2008)
Jeremy Reed (2009)
Ryota Igarashi (2010-2011)
Tim Teufel (2012-2015)
Travis d'Arnaud (2016-2019)
Rajai Davis (2019)
Ryan Cordell (2020)
José Peraza (2021)
Nick Plummer (2022)

19

Ken MacKenzie (1962-1963)
Ed Bauta (1963)
Hawk Taylor (1964-65, 1966-67)
John Stephenson (1965)
Kevin Collins (1967)
Tim Foli (1970-1971, 1978-1979)
Tommy Moore (1972)
Jim Gosger (1973)
Brian Ostrosser (1973)
Tom Hall (1975-1976)
Luis Alvarado (1977)
Leo Foster (1977)
Butch Benton (1980)
Ron Gardenhire (1981-1985)
Bob Ojeda (1986-1990)
Jeff Gardner (1991)
Anthony Young (1992-1993)
Shawn Hare (1994)
Bill Spiers (1995)
Jason Hardtke (1996-1997)
Jim Tatum (1998)
Lenny Harris (1998, 2000-2001)
Roger Cedeno (1999, 2002-2003)
Scott Erickson (2004)
Heath Bell (2004-2006)
Lino Urdaneta (2007)
Sandy Alomar Jr. (2007)
Jeff Conine (2007)
Ryan Church (2008-2009)
Cory Sullivan (2009)
Gary Matthews Jr. (2010)
Mike Hessman (2010)
Daniel Herrera (2011)
Zach Lutz (2012-2013)
Johnny Monell (2015)
Jay Bruce (2016-2018)
Sam Haggerty (2019)
Luis Rojas (2020-2021)

Mark Canha (2022)

20

Craig Anderson (1962-1964)
 Greg Goossen (1965)
 Choo Choo Coleman (1966)
 Bob Friend (1966)
 John Sullivan (1967)
 Tommie Agee (1968-1972)
 Jerry May (1973)
 Ike Hampton (1974)
 John Pacella (1977, 1979-1980)
 Greg Harris (1981)
 Rick Ownbey (1982-1983)
 Mike Fitzgerald (1983-1984)
 Howard Johnson (1985-93, 2008-10)
 Ryan Thompson (1994-1995)
 Roberto Petagine (1996)
 Bruce Benedict (1997-1999)
 Kurt Abbott (2000)
 Mark Johnson (2001)
 Jeremy Burnitz (2002-2003)
 Prentice Redman (2003)
 Karim Garcia (2004)
 Ricky Bottalico (2004)
 Victor Diaz (2005-2006)
 Shawn Green (2006-2007)
 Jason Pridie (2011)
 Anthony Recker (2013-2015)
 Neil Walker (2016-2017)
 Ruben Amaro (2018)
 Pete Alonso (2019-2022)

21

Ed Kranepool (1962-1964)
 Warren Spahn (1965)
 Bob Moorhead (1965)
 Cleon Jones (1966-1975)
 Billy Baldwin (1976)
 Pepe Mangual (1977)
 Elliott Maddox (1978-1980)
 Gary Rajsich (1982-1983)
 Ross Jones (1984)
 Herm Winningham (1984)
 Terry Blocker (1985)
 Ron Gardenhire (1986)
 Kevin Elster (1987-1991)
 Terrel Hansen (1992)
 Kevin Bass (1992)
 David Segui (1994-1995)
 Bill Pulsipher (1995-1998)
 Masato Yoshii (1998-1999)
 Bobby M. Jones (2000, 2002)
 Mark Little (2002)
 Raul Gonzalez (2002-2003)
 Gerald Williams (2004-2005)
 Carlos Delgado (2006-2009)
 Rod Barajas (2010)
 Lucas Duda (2010-2017)
 Todd Frazier (2018-2020)
 Billy Hamilton (2020)
 Rich Hill (2021)
 Max Scherzer (2022)

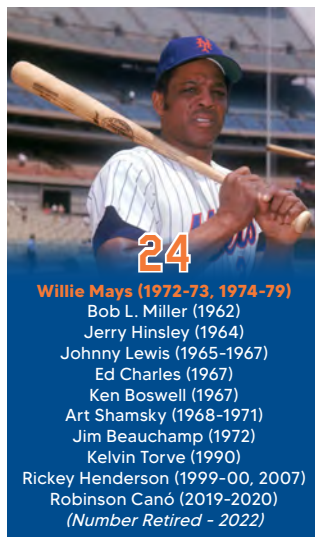
22

Bob Moorhead (1962)
 Joe Hicks (1963)
 Jack Fisher (1964-1967)
 Donn Clendenon (1969-1971)
 Bill Cotton (1972)
 Jack Aker (1974)
 Bob Gallagher (1975)
 Jay Kleven (1976)
 Doc Medich (1977)

Dale Murray (1978-1979)
 Mike Jorgensen (1980-1983)
 Bobby Valentine (1984)
 Ray Knight (1984-1986)
 Kevin McReynolds (1987-91, 1994)
 Charlie O'Brien (1992-1993)
 Brett Butler (1995)
 Alex Ochoa (1995-1997)
 Al Leiter (1998-2004)
 Royce Ring (2005)
 Xavier Nady (2006)
 Michael Tucker (2006)
 José Valentin (2007)
 Ramon Martinez (2008)
 J.J. Putz (2009)
 Raul Valdes (2010)
 Willie Harris (2011)
 Eric Young Jr. (2013-2014)
 Kevin Plawecki (2015)
 Tom Goodwin (2016-2017)
 Dominic Smith (2017-2019)
 Rick Porcello (2020)
 Brian Schneider (2021)
 Ender Inciarte (2022)
 Brett Bay (2022)

23

Bob G. Miller (1962)
 Joe Christopher (1962-1965)
 Bill Murphy (1966)
 Bob Heise (1967-1968)
 Leroy Stanton (1971)
 Dave Schneck (1972-1973)
 Teddy Martinez (1974)
 Jesus Alou (1975)
 Leon Brown (1976)
 Doug Flynn (1977-1981)
 Brian Giles (1982-1983)
 Bud Harrelson (1986-1988)
 Chuck Hiller (1990)
 Chris Donnels (1991-1992)
 Tim Bogar (1993-1995)
 Bernard Gilkey (1996-1998)
 Jermaine Allensworth (1998)
 Pat Mahomes (1999-2000)
 Brian Rose (2001)
 Matt Lawton (2001)
 McKay Christensen (2002)
 Esix Snead (2002)
 Jason Phillips (2003-2004)
 Kazuhisa Ishii (2005)
 Julio Franco (2006-2007)
 Marlon Anderson (2007)
 Brian Schneider (2008-2009)
 Chris Carter (2010)
 Blaine Boyer (2011)
 Mke Baxter (2011-2013)
 Taylor Teagarden (2014)
 Michael Cuddyer (2015)
 Dick Scott (2016-2017)
 Adrián González (2018)
 Matt den Dekker (2018)
 Keon Broxton (2019)
 Aaron Altherr (2019)
 Brian Schneider (2020)
 David Peterson (2021)
 Javier Báez (2021)
 David Peterson (2022)

**Willie Mays (1972-73, 1974-79)**

Bob L. Miller (1962)
 Jerry Hinsley (1964)
 Johnny Lewis (1965-1967)
 Ed Charles (1967)
 Ken Boswell (1967)
 Art Shamsky (1968-1972)
 Jim Beauchamp (1972)
 Kelvin Torve (1990)
 Rickey Henderson (1999-00, 2007)
 Robinson Canó (2019-2020)
(Number Retired - 2022)

25

Frank Thomas (1962-1964)
 Gary Kroll (1964)
 Larry Stahl (1967-1968)
 Bob W. Johnson (1967)
 Amos Otis (1969)
 Don Hahn (1971-1974)
 Del Unser (1975-1976)
 Jim Dwyer (1976)
 Willie Montanez (1978-1979)
 Bill Almon (1980)
 Randy Jones (1981)
 Charlie Puleo (1981-1982)
 Danny Heep (1983-1986)
 Al Pedrique (1987)
 Keith Miller (1987-1991)
 Bobby Bonilla (1992-1995, 1999)
 Yorkis Perez (1997)
 Jay Payton (1998)
 Bill Pulsipher (2000)
 Alex Escobar (2001)
 Gary Matthews Jr. (2002)
 Scott Strickland (2002)
 Don Baylor (2003)
 Kazuo Matsui (2004-2006)
 Pedro Feliciano (2007-2010)
 Chin-lung Hu (2011)
 Ricky Bones (2012-2021)
 Gosuke Katoh
 Tyler Naquin (2022)

26

Herb Moford (1962)
 Vinegar Bend Mizell (1962)
 Galen Cisco (1992-1965)
 Bob Shaw (1966-1967)
 Bill Graham (1967)
 Bruce Boisclair (1974)
 Dave Kingman (1975-77, 1981-83)
 Mike Bruhert (1978)
 Ray Burris (1979)
 Scott Holman (1980)
 Bill Robinson (1984)
 Terry Leach (1985-1989)
 Kevin Tapani (1989)
 Frank Viola (1989)
 Alejandro Pena (1990-1991)

Barry Foote (1992-1993)
 Ced Landrum (1993)
 Rico Brogna (1994-1996)
 Barry Manuel (1997)
 Ralph Milliard (1998)
 Terrence Long (1999)
 Billy Taylor (1999)
 Jon Nunnally (2000)
 David Lamb (2000)
 Jason Phillips (2001)
 Marco Scutaro (2002-2003)
 Jae Seo (2004-2005)
 Orlando Hernandez (2006-2008)
 Ramon Martinez (2009)
 Fernando Martinez (2009-2011)
 Tom Goodwin (2012-2015)
 Kevin Plawewski (2016-2018)
 Mickey Callaway (2019)
 Robinson Chirinos (2020)
 Khalil Lee (2021-2022)

27

Larry Foss (1962-1963)
 Tom Parsons (1964-1965)
 Jim Hickman (1966)
 Dallas Green (1966)
 Don Cardwell (1967-1970)
 Dean Chance (1970)
 Craig Swan (1973-1984)
 Bruce Berenyi (1984)
 Wes Gardner (1984-1985)
 Stanley Jefferson (1986)
 Randy Milligan (1987)
 Bob McClure (1987)
 Tom O'Malley (1989-1990)
 Chuck Carr (1991)
 Tom McGraw (1992-1994)
 Pete Harnisch (1995-1997)
 Dennis Cook (1998-2001)
 Mark Corey (2001-2002)
 Jason Middlebrook (2002-2003)
 Mike Glavine (2003)
 Todd Zeile (2004)
 Mike Matthews (2005)
 Mike Jacobs (2005)
 Darren Oliver (2006)
 Carlos Gomez (2007)
 Nelson Figueroa (2008-2009)
 Frank Catalanotto (2010)
 Jesus Feliciano (2010)
 Pedro Beato (2011)
 Jeurys Familia (2012-2021)
 Travis Blankenhorn (2022)
 Mark Vientos (2022)

28

Sherman Jones (1962)
 Carl Willey (1963-1965)
 Jim Bethke (1995)
 Bill Hepler (1966)
 Amos Otis (1967)
 Bob Heise (1969)
 John Milner (1971-1977)
 Dwight Bernard (1978-1979)
 Wally Backman (1980)
 Mike Marshall (1981)
 Scott Holman (1982-1983)
 Bobby Valentine (1984)
 Bill Robinson (1985-1989)
 Darren Reed (1990)
 Tom Herr (1990-1991)
 Dave LaRoche (1992-1993)
 Bobby J. Jones (1993-2000)
 Scott Strickland (2003)
 Juan Padilla (2005)

Jeff Conine (2007)
 Sandy Alomar Jr. (2007)
 Brandon Knight (2008)
 Daniel Murphy (2008-2015)
 James Loney (2016)
 Travis Taijeron (2017)
 Phillip Evans (2018)
 J.D. Davis (2019-2022)
 Darin Ruf (2022)

29

John DeMerit (1962)
 Williard Hunter (1962)
 Don Rowe (1963)
 Craig Anderson (1963)
 Rob Gardner (1965-1966)
 Nick Willhite (1967)
 Danny Frisella (1967-1969)
 Bob D. Johnson (1969)
 Ken Singleton (1970-1971)
 Rich Chiles (1973)
 Hank Webb (1974-1975)
 Mickey Lolich (1976)
 Alex Trevino (1978-1981)
 Tom Gorman (1982-1985)
 Tim Corcoran (1986)
 Dave Magadan (1986-1989, 1992)
 Frank Viola (1990-1991)
 Frank Tanana (1993)
 Jim Lindeman (1994)
 Jason Isringhausen (1995)
 Robert Person (1995-1996)
 Steve Bieser (1997)
 Masato Yoshii (1998)
 Octavio Dotel (1998-1999)
 Eric Cammack (2000)
 Steve Trachsel (2001-2006)
 Jorge Sosa (2007-2008)
 Andy Phillips (2008)
 Chris Aguila (2008)
 Gustavo Molina (2008)
 Emil Brown (2009)
 Robinson Cancel (2009)
 Andy Green (2009)
 Tobi Stoner (2009-2010)
 Ike Davis (2010-2014)
 Eric Campbell (2014-2016)
 Tommy Milone (2017)
 Devin Mesoraco (2018)
 Brad Brach (2019-2020)
 Tommy Hunter (2021)
 Trevor Williams (2021-2022)

30

Dennis Ribant (1965-1966)
 Nolan Ryan (1967-1971)
 Hank Webb (1973, 1976)
 Bob L. Miller (1973-1974)
 Jackson Todd (1977)
 Mike Scott (1979-1982)
 Mike Torrez (1983-1984)
 Mel Stottlemyre (1985-1993)
 Doug Linton (1994)
 Alberto Castillo (1995-1998)
 Allen Watson (1999)
 Jorge Toca (1999-2001)
 Cliff Floyd (2003-2006)
 Aaron Sele (2007)
 Raul Casanova (2008)
 Josh Thole (2009-2012)
 David Aardsma (2013)
 Andrew Brown (2014)
 Michael Conforto (2015-2021)
 Joely Rodriguez (2022)



Mike Piazza (1998-2005)

Larry Bearnarth (1963-1966)
 Les Rohr (1967-1968)
 Jack DiLauro (1969)
 Ron Herbel (1970)
 Don Rose (1971)
 Harry Parker (1973-1975)
 Mike Vail (1975)
 Roy Lee Jackson (1977-1980)
 George Bamberger (1982-1983)
 Bruce Berenyi (1984-1986)
 Gene Walter (1987-1988)
 Julio Machado (1989)
 John Franco (1990-1998)
(Number Retired - 2016)

32

Jack Hamilton (1966-1967)
 Hal Reniff (1967)
 Dean Chance (1970)
 Jon Matlack (1971-1977)
 Tom Hausman (1978-1982)
 Carlos Diaz (1982-1983)
 Dick Tidrow (1984)
 Kevin Mitchell (1984)
 Rick Anderson (1986)
 Tom Edens (1987)
 Mark Carreon (1987-1989)
 Doc Edwards (1990-1991)
 Bill Pecota (1992)
 John Stephenson (1993)
 Pete Smith (1994)
 Paul Wilson (1996)
 Mike Hampton (2000)
 Brett Hinchliffe (2001)
 Bruce Chen (2001-2002)
 Tyler Yates (2002)
 Mike Stanton (2003-2004)
 Danny Graves (2005)
 Jeremi Gonzalez (2006)
 Eli Marrero (2006)
 Dave Williams (2006-2007)
 Carlos Muniz (2008-2009)
 Jentry Mejia (2010-2012)
 LaTroy Hawkins (2013)
 John Lannan (2014)
 Steven Matz (2015-2020)
 Aaron Loup (2021)
 Daniel Vogelbach (2022)

33

Ron Hunt (1963-1966)
 Chuck Estrada (1967)
 Bob Hendley (1967)
 Billy Connors (1968)
 Les Rohr (1969)
 Ray Sadecki (1970-1974, 1977)
 Mac Scarce (1975)
 Ken Sanders (1975-1976)
 Dan Norman (1977-1978)

Pete Falcone (1979-1982)
 Clint Hurdle (1983)
 Bill Latham (1985)
 Barry Lyons (1986-1990)
 Charlie O'Brien (1990)
 Anthony Young (1991)
 Eddie Murray (1992-1993)
 Kelly Stinnett (1994-1995)
 Andy Tomberlin (1996-1997)
 Tim Spehr (1998)
 Mike Kinkade (1998-2000)
 Bubba Trammell (2000)
 Donne Wall (2001)
 Mike Bacsik (2002-2004)
 Tyler Yates (2004)
 Mike DiFelice (2005)
 Jose Santiago (2005)
 John Maine (2006-2010)
 Taylor Buchholz (2011)
 Vinny Rottino (2012)
 Matt Harvey (2012-2018)
 Héctor Santiago (2019)
 Todd Frazier (2020)
 James McCann (2021)

34

Dave Hillman (1962)
 Jimmy Piersall (1963)
 Cleon Jones (1963-1965)
 Dennis Musgraves (1965)
 Gerry Arrigo (1966)
 Nolan Ryan (1966)
 Jack Lamabe (1967)
 Cal Koonce (1967-1970)
 Danny Frisella (1970-1972)
 Phil Hennigan (1973)
 Bob Apodaca (1973-77, 1997-99)
 Ray Burris (1980)
 Ed Lynch (1981)
 Rusty Tillman (1982)
 Junior Ortiz (1983-1984)
 Sam Perlozzo (1987-1989)
 Mario Diaz (1990)
 Julio Valera (1990-1991)
 Chico Walker (1994)
 Frank Seminara (1994)
 Blas Minor (1995-1996)
 Rick Tricek (1996)
 Mac Suzuki (1999)
 Chuck McElroy (1999)
 Dennis Springer (2000)
 Jerrod Riggan (2000)
 Tom Martin (2001)
 Pedro Astacio (2002-2003)
 Ricky Bottalico (2004)
 Kris Benson (2004-2005)
 Jorge Julio (2006)
 Mike Pelfrey (2006-2012)
 Brandon Lyon (2013)
 Noah Syndergaard (2015-2021)
 Tommy Huner (2022)

35


Ray Daviault (1962)
 Larry Miller (1965-1966)
 Don Shaw (1967-1968)
 Billy Wynne (1967)
 Jon Matlack (1970)
 Charlie Williams (1971)
 Joe Nolan (1972)
 Randy Sterling (1974)
 Roy Staiger (1975)
 Luis Rosado (1977)
 Dock Ellis (1979)
 Ed Lynch (1980-1981)

Randy Jones (1981-1982)
 John Christensen (1984-1985)
 Joe Sambito (1985)
 Billy Beane (1985)
 Kevin Mitchell (1986)
 John Gibbons (1986-1987)
 Craig Shipley (1989)
 Orlando Mercado (1990)
 Pat Tabler (1990)
 Lee Guetterman (1992)
 Kenny Grier (1993)
 Doug Henry (1995-1996)
 Rick Reed (1997-2001)
 David Weathers (2002-2004)
 Mike DeJean (2004-2005)
 Jose Offerman (2005)
 Jerry Manuel (2006)
 Joe Smith (2007-2008)
 Lance Broadway (2009)
 Mike Jacobs (2010)
 Dillon Gee (2010-2015)
 Logan Verrett (2015-2016)
 Adam Wilk (2017)
 Jacob Rhame (2017-2019)
 Jared Hughes (2020)
 Brandon Drury (2021)
 Trevor Hildenberger (2021)
 Colin Hoderman (2022)
 Michael Perez (2022)



Jerry Koozman (1967-1978)

Sherman Jones (1962)
 Bob G. Miller (1962)
 Tracy Stallard (1963-1964)
 Roger Craig (1963)
 Jim Bethke (1965)
 Wayne Twitchell (1979)
 Mark Bombback (1980)
 Dan Boitano (1981)
 Ed Lynch (1982-1986)
 Manny Hernandez (1989)
 Dave Liddell (1990)
 Kevin Baez (1990, 1992)
 Tony Castillo (1991)
 Tito Navarro (1993)
 Mike Birkbeck (1995)
 Don Florence (1995)
 Greg McMichael (1997-1999)
 Jeff Tam (1998)
 Grant Roberts (2000-2004)
 Manny Aybar (2005)
 Henry Owens (2006)
 Kelly Stinnett (2006)
 Chip Ambres (2007)
 Willie Collazo (2007-2008)
 Al Reyes (2008)
 Darren O'Day (2009)
 Ken Takahashi (2009)
 Manny Acosta (2010)
 Dale Thayer (2011)
 Collin McHugh (2012-2013)
 Juan Centeno (2013-2014)
 Sean Gilmartin (2015-2017)
 Mickey Callaway (2018-2019)
(Number Retired - 2021)



Casey Stengel (1962-1965)
(Number Retired - 1965)

38

Roger Craig (1962-1963)
 Ed Bauta (1964)
 Willard Hunter (1964)
 Dave Eilers (1965-1966)
 Ralph Terry (1966-1967)
 Dennis Bennett (1967)
 Billy Wynne (1967)
 Billy Connors (1967)
 Al Jackson (1968-1969)
 Jesse Hudson (1969)
 Rich Folkers (1970)
 Buzz Capra (1971-1973)
 Jerry Cram (1974-1975)
 Skip Lockwood (1975-1979)
 Tim Leary (1981-1984)
 Rick Aguilera (1985-1986, 1989)
 Bob L. Gibson (1987)
 Blaine Beatty (1989-1991)
 Pat Howell (1992)
 Dave Telgheder (1993-1994)
 Dave Mlicki (1995-1998)
 Jeff Tam (1998-1999)
 Jerrod Riggan (2001)
 Jae Seo (2002)
 Pat Strange (2002-2003)
 James Baldwin (2004)
 Victor Zambrano (2004-2006)
 Carlos Muniz (2007)
 Matt Wise (2008)
 Fernando Nieve (2009-2010)
 Chris Capuano (2011)
 Garrett Olson (2012)
 Shaun Marcum (2013)
 Vic Black (2013-2014)
 Dan Warthen (2016-2017)
 Anthony Swarzak (2018)
 Justin Wilson (2019-2020)
 Tyler Megill (2021-2022)


39

Steve Dillon (1963-1964)
 Dick Selma (1965-1968)
 Gary Gentry (1969-1972)
 Tommy Moore (1973)
 John Strohmayr (1973-1974)
 Nino Espinosa (1975-1978)
 Hubie Brooks (1980)
 Doug Sisk (1982-1987)
 Phil Lombardi (1989)
 Kelvin Torve (1990-1991)
 Rich Sauveur (1991)
 Jeff Kent (1992)
 Josias Manzanillo (1993-95, 98-99)
 Juan Acevedo (1997)
 Rick Wilkins (1998)
 Benny Agbayani (1998)
 Jim Mann (2000)

Dicky Gonzalez (2001)
 Steve Reed (2002)
 Dan Wheeler (2003-2004)
 Vic Darenbourg (2004)
 Roberto Hernandez (2005-2006)
 Pedro Feliciano (2006)
 Jon Adkins (2007)
 Jason Vargas (2008)
 Claudio Vargas (2008)
 Bobby Parnell (2008-2015)
 Jerry Blewins (2016-2018)
 Edwin Díaz (2019-2022)

40

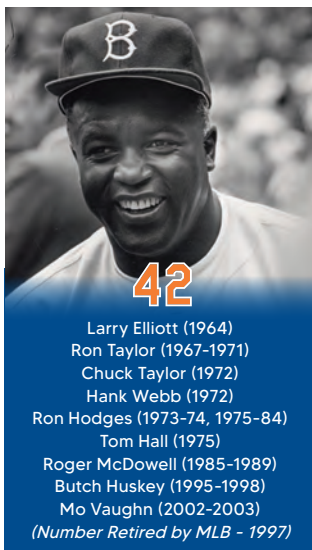
Al Moran (1963-1964)
 Dick Rusteck (1966)
 Jerry Hinsley (1967)
 Bill Short (1968)
 Brent Strom (1972)
 George Stone (1973-1975)
 Pat Zachry (1977-1982)
 Calvin Schiraldi (1984-1985)
 Randy Niemann (1986)
 Jeff Innis (1987-1993)
 Eric Gunderson (1994-1995)
 Dave Telgheder (1995)
 Mike Fyhrie (1996)
 Armando Reynoso (1997-1998)
 Ryan McGuire (2000)
 C. J. Nitkowski (2001)
 Tony Tarasco (2002)
 Jae Seo (2003)
 Braden Looper (2004-2005)
 Brian Bannister (2006)
 Ambiorix Burgos (2007)
 Robinson Cancel (2008)
 Tim Byrdak (2011-2013)
 Bartolo Colón (2014-2016)
 AJ Ramos (2017)
 Jason Vargas (2018)
 Wilson Ramos (2019-2020)
 Jacob Barnes (2021)
 Geoff Hartlieb (2021)
 Chris Bassitt (2022)



41

Clem Labine (1962)
 Grover Powell (1963)
 Jim Bethke (1965)

Gordon Richardson (1965-1966)
Tom Seaver (1967-1977, 1983)
(Number Retired - 1988)



42

Larry Elliott (1964)
 Ron Taylor (1967-1971)
 Chuck Taylor (1972)
 Hank Webb (1972)
 Ron Hodges (1973-74, 1975-84)
 Tom Hall (1975)
 Roger McDowell (1985-1989)
 Butch Huskey (1995-1998)
 Mo Vaughn (2002-2003)
(Number Retired by MLB - 1997)

43

Ted Schreiber (1963)
 Bill Wakefield (1964)
 Darrell Sutherland (1965-1966)
 Dick Rusteck (1966)
 Joe Grzenda (1967)
 Jim McAndrew (1968-1973)
 Paul Siebert (1977-1978)
 Juan Berenguer (1979-1980)
 Terry Leach (1981-1982)
 Billy Beane (1984)
 John Gibbons (1985)
 John Mitchell (1986-1989)
 Kevin Brown (1990)
 Dan Schatzeder (1990)
 Doug Simmons (1991)
 Mark Dewey (1992)
 Mickey Weston (1993)
 Mike Remlinger (1994-1995)
 Paul Byrd (1995-1996)
 Toby Borland (1997)
 Todd Pratt (1997)
 John Hudek (1998)
 Rigo Beltran (1998-1999)
 Pete Walker (2001-2002)
 Jaime Cerda (2002-2003)
 Shane Spencer (2004)
 Bartolome Fortunato (2004-2006)
 Royce Ring (2006)
 Jason Vargas (2007)
 Brian Stokes (2008-2009)
 R.A. Dickey (2010-2012)
 Sean Henn (2013)
 Buddy Carlyle (2015)
 Addison Reed (2015-2017)
 Jamie Callahan (2017-2018)
 Luis Avilán (2019)
 Erasmo Ramírez (2020)
 Jerad Eickhoff (2021)
 Chasen Shreve (2022)
 Yoimer Sánchez (2022)

44

Harry Chiti (1962)
 Bill Denehy (1967)
 Al Schmelz (1967)
 Jim Bibby (1969, 1971)
 Leroy Stanton (1970)
 Bob Rauch (1972)
 Mac Scarce (1975)
 Bob Myrick (1976-1978)
 Andy Hassler (1979)
 Jeff Reardon (1981)
 Ray Searage (1981)
 Ron Darling (1983-1984)
 Bill Latham (1985)
 Tom Paciorek (1985)
 David Cone (1987-1991)
 Howard Johnson (1991)
 Tim Burke (1991-1992)
 Tom Filer (1992)
 Ryan Thompson (1992-1993)
 John Gangelosi (1994)
 Kevin Lomon (1995)
 Jason Isringhausen (1995-97, 1999)
 Jay Payton (1999-2002)
 Jay Bell (2003)
 Mike Cameron (2004-2005)
 Lastings Milledge (2006-2007)
 Brady Clark (2008)
 Tony Armas Jr. (2008)
 Brandon Knight (2008)
 Eddie Kunz (2008)
 Tim Redding (2009)
 Jason Bay (2010-2012)
 John Buck (2013)
 Aaron Harang (2013)
 Kyle Farnsworth (2014)
 Buddy Carlyle (2014)
 John Mayberry Jr. (2015)
 Eric O'Flaherty (2015)
 René Rivera (2016-2017)
 AJ Ramos (2017-2018)
 Jason Vargas (2019)
 René Rivera (2019-2020)
 Robert Gsellman (2021)
 Yoan López (2022)

45

Ron Locke (1964)
 Tug McGraw (1965-67, 1969-74)
 Darrell Sutherland (1966)
 Billy Connors (1968)
 Rick Baldwin (1975-1977)
 Butch Metzger (1978)
 Jeff Reardon (1979-1980)
 Bob Gibson (1981)
 Brent Gaff (1982-1984)
 John Candalaria (1987)
 Edwin Nunez (1988)
 Mark Carreon (1990-1991)
 Paul Gibson (1992-1993)
 Mauro Gozzo (1993-1994)
 Jerry DiPoto (1995-1996)
 Randy Niemann (1997-1998)
 John Franco (1998-2004)
 Pedro Martinez (2005-2008)
 Jason Isringhausen (2011)
 Justin Hampson (2012)
 Zack Wheeler (2013-2019)
 Michael Wacha (2020)
 Jordan Yamamoto (2021)

46

Neil Allen (1979-1980)
 Randy Niemann (1985)
 David West (1988-1989)
 Chris Jelic (1990)
 Terry Bross (1991)
 Barry Jones (1992)
 Dallas Green (1993-1996)
 Brian Bohanon (1997-1998)
 Willie Blair (1998)
 Jermaine Allensworth (1999)
 Rich Rodriguez (2000)
 Tyler Walker (2002)
 Jeremy Griffiths (2003)
 Jose Parra (2004)
 Tim Hamulack (2005)
 Oliver Perez (2006-2010)
 Dale Thayer (2011)
 Manny Acosta (2011-2012)
 Greg Burke (2013)
 Tyler Clippard (2015)
 Chasen Bradford (2017)
 Gerson Bautista (2018)
 Brooks Pounders (2019)
 Stephen Tarpley (2021)
 Sam Clay (2022)

47

Jay Hook (1962-1964)
 Tom Sturdivant (1964)
 Darrell Sutherland (1964)
 Mardie Cornejo (1978)
 Jesse Orosco (1979, 1981-1987)
 Wally Whitehurst (1989-1992)
 Mike Draper (1993)
 Jason Jacome (1994-1995)
 Reid Cornelius (1995)
 Derek Wallace (1996)
 Joe McEwing (2000-2002)
 Tom Glavine (2003-2007)
 Casey Fossum (2009)
 Hisanori Takahashi (2010)
 Miguel Batista (2011-2012)
 Aaron Laffey (2013)
 Andrew Brown (2013)
 José Valverde (2014)
 Hansel Robles (2015-2018)
 Drew Gagnon (2018-2019)
 Chasen Shreve (2020)
 Joey Lucchesi (2021)

48

Red Kress (1962)
 Joe Nolan (1973)
 Nino Espinosa (1974)
 Randy Tate (1975)
 Juan Berenguer (1978)
 Ed Glynn (1979-1980)
 Mel Stottlemire (1984)
 Randy Myers (1985-1989)
 Julio Machado (1990)
 Pete Schourek (1991-1994)
 Roger Mason (1994)
 Pedro A. Martinez (1996)
 Ricardo Jordan (1997)
 Randy Niemann (1998-1999)
 Dan Murray (1999)
 Glendon Rusch (1999-2001)
 Kane Davis (2002)
 Aaron Heilman (2003-2008)
 Pat Misch (2009-2011)
 Frank Francisco (2012-2013)
 Jacob deGrom (2014-2022)

49

John Stephenson (1964)
 Kevin Kobel (1978-1980)
 Dyar Miller (1980-1981)
 Wait Terrell (1982-1984)
 Ed Hearn (1986)
 Don Schulze (1987)
 Don Aase (1989)
 Todd Hundley (1990-1991)
 Mike Birkbeck (1992)
 Joe Vitko (1992)
 Pete Walker (1995)
 Bob MacDonald (1996)
 Joe Crawford (1997)
 Brad Clontz (1998)
 Armando Benitez (1999-2003)
 Orber Moreno (2003-2004)
 Felix Heredia (2005)
 Roberto Hernandez (2006)
 Phillip Humber (2006-2007)
 Ruddy Lugo (2008)
 Jonathon Niese (2008-2016)
 Josh Smoker (2017)
 Tyler Bashlor (2018-2019)
 Ariel Jurado (2020)
 Jeremy Accardo (2021)

50

Phil Cavaretta (1975-1978)
 Sid Fernandez (1984-1993)
 Juan Castillo (1994)
 Rick Tricek (1997)
 Benny Agbayani (1999-2001)
 John Thomson (2002)
 Matt Watson (2003)
 Victor Diaz (2004)
 Manny Acta (2005)
 Duaner Sanchez (2006-2008)
 Sean Green (2009-2010)
 Mike O'Connor (2011)
 Scott Atchison (2013)
 Rafael Montero (2014-2018)
 Jim Riggleman (2019)
 Jeremy Accardo (2020)
 Miguel Castro (2020-2021)
 Francisco Alvarez (2022)

51

Cookie Lavagetto (1962-1963)
 Wes Westrum (1964-1965)
 Roy McMillan (1973-1976)
 Denny Sommers (1977-1978)
 Dick Sisler (1979-1980)
 Deron Johnson (1981)
 Jim Frey (1982-1983)
 Vern Hoscheit (1984-1987)
 Tom Spencer (1991)
 John Stephenson (1992)
 Mike Maddux (1993-1994)
 Lance Johnson (1996)
 Mookie Wilson (1997)
 Mel Rojas (1997-1998)
 Rick White (2000-2001)
 Dave Engel (2002)
 Chris Chambliss (2002)
 Rick Peterson (2004-2008)
 Luis Aguayo (2008)
 Luis Alicea (2009)
 Chip Hale (2010-2011)
 Dave Hudgens (2012-2014)
 Jack Leathersich (2015)
 Jim Henderson (2016)
 Paul Sewald (2017-2020)
 Tony Tarasco (2021)
 Eric Chavez (2022)

52

Solly Hemus (1962-1964)
 Don Heffner (1964-1965)
 Harvey Haddix (1966-1967)
 Joe Pignatano (1968-1981)
 Greg Pavlick (1985-86, 88-91, 94-96)
 Dave Wallace (1999-2000)
 Randy Niemann (2002-2003)
 Rick Waits (2003)
 Tony Clark (2003)
 Don Baylor (2004)
 Guy Conti (2005, 2008)
 Howard Johnson (2007)
 Razor Shines (2009-2010)
 Dave Hudgens (2011)
 Ramon Ramirez (2012)
 Carlos Torres (2013-2015)
 Yoenis Cespedes (2015-2020)
 Nick Tropeano (2021)
 Jake Reed (2021)
 Brad Hand (2021)
 Craig Bjornson (2022)

53

Rogers Hornsby (1962)
 Ernie White (1963)
 Mel Harder (1964)
 Sheriff Robinson (1966-1967)
 Eddie Yost (1968-1976)
 Tom Burgess (1977)
 Dal Maxville (1978)
 Chuck Cottier (1979-1981)
 Bud Harrelson (1982)
 Bobby Valentine (1983)
 Eric Hillman (1992-1994)
 Rafael Landestoy (1996)
 Tom Robson (1997-1999, 2000)
 Mickey Brantley (1999)
 Dave Engle (2001)
 Mark Guthrie (2002)
 Verne Ruhle (2003)
 Jerry Manuel (2005)
 Chad Bradford (2006)
 Jerry Manuel (2008-2010)
 Eric Langill (2011)
 Bobby Abreu (2014)
 Dave Racaniello (2015-2016)
 Glenn Sherlock (2017-2019)
 Jeremy Hefner (2012-2013, 2020-2021)
 Heath Hembree (2021)
 Glenn Sherlock (2022)

54

Red Ruffing (1962)
 Clyde McCullough (1963)
 Whitey Herzog (1966)
 Salty Parker (1967)
 Rube Walker (1968-1971)
 Rob Dromerhauser (1987-1991)
 Mark Clark (1996-1997)
 Al Jackson (1999-2000)
 Charlie Hough (2001-2002)
 Rick Waits (2003)
 Rick Down (2005-2007)
 Brian Lawrence (2007)
 Dave Racaniello (2008-2014)
 Alex Torres (2015)
 Tim Stauffer (2015)
 T.J. Rivera (2016-2018)
 Chilli Davis (2019-2021)
 Kevin Howard (2021)
 Wayne Kirby (2022)

55

Sherrif Robinson (1972)
 Joe Fitzgerald (1973-1975)
 Joe Frazier (1976-1977)
 Frank Howard (1982-1984)
 Orel Hershiser (1999)
 Bobby Floyd (2001)
 Shawn Estes (2002)
 Pedro Feliciano (2002-2004)
 Tom Nieto (2005-2007)
 Ken Oberkfell (2008)
 Randy Niemann (2009-2010)
 Chris Young (2011-2012)
 Pedro Feliciano (2013)
 Ty Kelly (2016)
 Kelly Johnson (2015-2016)
 Neil Ramirez (2017)
 Corey Oswalt (2018-2021)
 Jeremy Hefner (2022)

56

Dyar Miller (1980)
 Bill Monbouquette (1982)
 Gene Dusan (1983)
 Jeff Kaiser (1993)
 Bob Apodaca (1996)
 Brian McRae (1997-1998)
 Darren Bragg (2001)
 Edwin Almonte (2003)
 Dave Racaniello (2004)
 Guy Conti (2006-2007)
 Luis Ayala (2008)
 Jon Switzer (2009)
 Dave Jauss (2010)
 Jon Debus (2011)
 Andres Torres (2012)
 Scott Rice (2013-2014)
 Ty Kelly (2016-2017)
 Tyler Pill (2017)
 Tom Slater (2018-2021)
 Hugh Quattlebaum (2021)
 Joey Cora (2022)

57

Bobby Floyd (1997, 2004)
 Tom Robson (2002)
 Jason Roach (2003)
 Eric Valent (2004-2005)
 Johan Santana (2008-2013)
 Lamar Johnson (2014)
 Kevin Long (2015-2017)
 Dave Racaniello (2018-2022)

58

Luis Rosado (1980)
 Anderson Garcia (2006)
 Sandy Alomar Jr. (2008-2009)
 Rafael Arroyo (2010)
 Ken Oberkfell (2011)
 Jenrry Mejia (2013-2015)
 Josh Smoker (2016)
 Dave Racaniello (2017)
 Dave Eiland (2018-2019)
 Phil Regan (2019)
 Hensley Meulens (2020)
 Dave Jauss (2021)
 Alex Claudio (2022)

59

Ed Lynch (1980)
 Alay Soler (2006)
 Guillermo Mota (2006-2007)
 Dan Warthen (2008-2015)
 Antonio Bastardo (2016)
 Josh Smoker (2016)
 Fernando Salas (2016-2017)
 Jose Lobaton (2018)
 Chuck Hernández (2019)
 Jeremy Accardo (2019-2020)
 Carlos Carrasco (2021-2022)

60

Al Odmundsen (1979-1980)
 Rob Dromerhauser (1987)
 Juan Lopez (2002-2003, 2006)
 Scott Schoeneweis (2007-2008)
 Lillan Castro (2009-2011)
 Luis Natera (2014)
 P.J. Conlon (2018)
 Luis Rojas (2019)
 Andrés Giménez (2020)
 Billy McKinney (2021)
 Mychal Givens (2022)

61

Jesse Orosco (1979)
 Mario Ramirez (1980)
 Jeff Duncan (2003)
 Chan Ho Park (2007)
 Livan Hernandez (2009)
 Jack Egbert (2012)
 Dana Eveland (2014)
 Kevin McGowan (2017)
 Chris Beck (2018)
 Bobby Wahl (2018)
 Walker Lockett (2019-2020)
 Sean Reid-Foley (2021)

62

Hubie Brooks (1980)
 Juan Lopez (2008)
 Erik Goeddel (2014-2017)
 Scott Copeland (2018)
 Drew Smith (2018, 2020-2022)

63

Chris Schwinden (2011-2012)
 Elvin Ramirez (2012)
 Gabriel Ynoa (2016)
 Tim Peterson (2018-2019)
 Thomas Szapucki (2021-2022)
 Rob Yastrzyzny (2022)
 Bryce Montes de Oca (2022)

64

Elmer Dessens (2009-2010)
 Josh Stinson (2011)
 Akeel Morris (2015)
 Chris Flexen (2017-2019)
 Yennys Díaz (2021)
 Nate Fisher (2022)

65

Robert Gsellman (2016-2020)
 Trevor May (2021-2022)

66

Josh Edgin (2012-2017)
 Ty Kelly (2018)
 Franklyn Kilome (2020)

67

Seth Lugo (2016-2022)

68

Dario Alvarez (2014-2015)
 Jeff McNeil (2018)
 Wilmer Font (2019)
 Donnie Hart (2019)
 Dellin Betances (2020-2021)
 Adonis Medina (2022)

70

Wilfredo Tovar (2013-2014)
 Eric Hanhold (2018)
 Ali Sánchez (2020)
 Mason Williams (2021)
 José Buttó (2022)

71

Gonzalez German (2013-2014)
 Ryan O'Rourke (2019)
 Hunter Strickland (2020)
 Akeem Bostick (2021)
 R.J. Alvarez (2022)

72

Carlos Torres (2015)
 Phillip Evans (2017)
 Jack Reinheimer (2018)
 Stephen Nogosek (2019)
 Wilfredo Tovar (2021)
 Jake Reed (2021-2022)

73

Kenny Rogers (1999)
 Ricardo Rincon (2008)
 Rob Carson (2012-2013)
 Daniel Zamora (2018-2019)
 Travis Blankenhorn (2021)

74

Chris Mazza (2019)

75

Francisco Rodriguez (2009-2011)

76

Patrick Mazeika (2020-2021)

77

D.J. Carrasco (2011-2012)
 Tomás Nido (2017)
 Buddy Baumann (2018)
 David Peterson (2020)
 Chance Sisco (2021)
 Anthony Banda (2021)

78

Eric Langill (2012-2022)

79

Ricky Meinhold (2021)

81Rafael Fernández (2021)
Johneshwy Fargas (2021)**84**

Nelson Silverio (2003)

85

Stephen Nogosek (2021-2022)

86

Jake Hager (2021)

87

Juan Lagares (2020)

88

Tom Goodwin (2017)

89

Robert Stock (2021)

91Carlos Gómez (2019)
Ryan Ellis (2020)**93**

Jeremy Hefner (2021)

99Turk Wendell (1997-2001)
Taijuan Walker (2021-2022)**INSIDE-THE-PARK HOME RUNS**

There have been 28 inside-the-park home runs in Mets history. Here is the complete list.

#	Date	Player	Pitcher	Site
1.	5/16/62	Gil Hodges	Dick Ellsworth, CHI	Polo Grounds
2.	6/23/62	Richie Ashburn	Darragh Stone, HOU	Polo Grounds
3.	5/7/63	Charlie Neal +	Art Mahaffey, PHI	Polo Grounds
4.	6/5/66	Ron Hunt	Sandy Koufax, LAD	Shea Stadium
5.	8/17/67	Bud Harrelson	Juan Pizarro, PIT	Forbes Field
6.	9/5/71	Don Hahn	Woodie Fryman, PHI	Veterans Stadium
7.	6/12/79	Doug Flynn #	Dave Tomlin, CIN	Shea Stadium
8.	8/19/79	Gil Flores	Bill Bonham, CIM	Riverfront Stadium
9.	6/27/80	Lee Mazzilli	Steve Carlton, PHI	Veterans Stadium
10.	8/12/80	Steve Henderson	Kent Tekulve, PIT	Three Rivers Stadium
11.	7/31/82	Wally Backman	Enrique Romo, PIT	Shea Stadium
12.	9/10/82	Dave Kingman	Doug Bair, STL	Busch Stadium
13.	8/31/83	Mark Bradley	Fernando Valenzuela, LAD	Shea Stadium
14.	6/17/84	Darryl Strawberry *	Bruce Sutter, STL	Busch Stadium
15.	9/20/87	Howard Johnson	Mike Bielecki, PIT	Three Rivers Stadium
16.	5/3/89	Darryl Strawberry	José Rijo, CIN	Shea Stadium
17.	6/26/90	Kevin Elster	Bryn Smith, STL	Busch Stadium
18.	8/14/93	Tim Bogar *	Bobby Thigpen, PHI	Veterans Stadium
19.	5/6/95	Edgardo Alfonzo	Matt Grott, CIN	Riverfront Stadium
20.	9/24/00	Timo Pérez	Bruce Chen, PHI	Veterans Stadium
21.	6/11/05	Marlon Anderson **	Francisco Rodríguez, LAA	Shea Stadium
22.	4/11/06	Kazuo Matsui	Jake Peavy, SD	PETCO Park
23.	9/7/06	José Reyes	Brad Penny, LAD	Shea Stadium
24.	8/2/07	Damion Easley	Chris Capuano, MIL	Miller Park
25.	8/23/09	Ángel Pagán +	Pedro Martínez, PHI	Citi Field
26.	5/19/10	Ángel Pagán	Liván Hernández, WAS	Nationals Park
27.	9/2/15	Rubén Tejada	Aaron Nola, PHI	Citi Field
28.	6/18/18	Brandon Nimmo+	Tyler Anderson, COL	Coors Field

Second at-bat of the inning + Leadoff Home Run

* Was the second home run in consecutive at-bats for player ** Pinch-Hit Home Run

CAP AND UNIFORM HISTORY

1962 - Home Uniform: The colors chosen were "Dodgers Blue" and "Giants Orange," and the NY monogram on the cap was a resurrection of the Giants' logo. The jersey was white with blue pinstripes and "Mets" in script across the chest on an upward slant, which was based on the Brooklyn Dodgers uniform. Road Uniform: The words "New York" in all capital letters with orange piping were used. The home pinstripe base was replaced by a solid gray color. The same royal blue cap was used for both home and road uniforms.

1964/1965 - During the team's first two seasons at Shea Stadium, a patch commemorating the city's hosting of the World's Fair replaced the Mets skyline logo on the sleeve of the home and road jersey. This was a relatively new innovation in baseball uniforms across the country and in New York.

1965 - Numbers were added to the front of both the home and away uniform jerseys.

1966 - The Mets skyline logo appeared on the left sleeve for the first time.

1969 - A patch commemorating the 100th Anniversary of Major League Baseball was worn on the left sleeve of both the home and road jerseys, again replacing the skyline logo.

1972 - The Mets wore a black armband on the left sleeve of both the home and road uniforms in memory of Mets manager Gil Hodges, who passed away prior to the start of the 1972 campaign. Both the home and road uniforms were changed from flannel uniforms with double-knit lettering to tackle twill.

1973 - During the second half of their NL Championship season (and through the NLCS and World Series) the Mets wore a vertical patch on the right sleeve of their warmup jackets commemorating the 75th Anniversary of the incorporation of New York City into five boroughs in 1898 (prior to 1898, Brooklyn had been a separate city). The patch featured a stylized "75" logo with a map of the five boroughs placed in the loop of the "5."

1974 - The "zig-zag" pinstripes were featured on the home uniform. "New York" on the front of the road jersey was replaced by "Mets."

1976 - The Mets once again wore black armbands commemorating the passing of two of the primary figures, at the time, of the club's inception - owner/president Joan Payson and manager Casey Stengel - both of whom passed away following the 1975 season. In addition, a patch commemorating the National League Centennial was on the right sleeve. For select games during the season, the team also wore a special striped hat as part of the celebration surrounding the NL Centennial.

1978 - The white jersey changed to a pullover with a two-button, crew-neck style collar. Two blue stripes and one orange stripe, equal in width, were added to the cuff of both the left and right sleeve, as well as around the collar. In addition, orange and blue striping was added down the leg of the road pants.

1979 - The Mets added names to the back of their home uniforms.

1979/1980 - The years of the mismatched uniforms, with some of the old 1979 uniforms still being worn in 1980, when the design changed slightly. Some had logo patches on the sleeve and some didn't. Some had the uniform numbers high up on the players' backs, some had the numbers way down low. Most had player names on the back, but some didn't (Claudell Washington was with the Mets for a month until they could find a plaque big enough to fit his name).

1982 - The Mets added an alternate blue road jersey. The royal blue pullover jersey featured thick orange and blue racing stripes with "Mets" across the chest.

1983 - The pullover white pinstriped jersey with thick striping from the neck all the way down to the socks was unveiled. In addition, the skyline logo was removed from the jersey. The Mets road jersey also changed to the pullover variety with "Mets" in script across the chest of the gray jersey with the thick stripes down the side.

1986 - The team wore a special 25th Anniversary patch commemorating the franchise's founding year of 1962.

1987 - The only Mets uniform to last but a single year. The 1987 road uniform marked the first appearance of the words "New York" written in script across the chest.

1988 - "New York" on the front of the road jersey was changed to block lettering in an arch across the chest. A white outline was added to the outline of all letters and numbers as well as to the racing stripe down the side of the uniform.

1991 - Buttons return to the uniform. The home jersey still featured the script "Mets" and the road jersey kept the block-lettered "New York".

1992 - A special "S" patch was added to the sleeve of both the home and road jerseys in tribute to the late William A. Shea, who was instrumental in the birth of the franchise.

1993 - The skyline logo returned to the left sleeve of both the home and road jerseys while the thick racing stripes were removed from both uniforms. A new script was used for the "Mets" lettering across the chest of the home uniform. The lettering was similar to the script "Mets" used from the team's inception, with an added tail that underlines the entire word. In addition, the "zig-zag" pinstripes that had been featured on the home uniform since 1972 were changed to a straight pinstripe. The road jersey featured a script lettering "New York" that also was underlined. Finally, all hats worn by teams across Major League Baseball featured the MLB logo, centered on the back of the cap.

1994 - A patch commemorating the 125th Anniversary of Major League Baseball was worn on the right sleeve of both the home and road uniforms. The skyline logo on the left sleeve was also replaced for this season with a special patch commemorating the 25th Anniversary of the Miracle Mets.

1995 - The skyline logo returned to the sleeve of both the home and road uniforms, while the underlining of the "Mets" and "New York" on both versions of the jersey was removed in favor of the more classic lettering. The button atop the blue Mets cap was changed from royal blue to orange.

1997 - An alternate home "snow white" uniform was added. The jersey was very similar to the traditional home uniform, without the pinstripes. The team also added an alternate white cap with a blue brim and an interlocking orange NY. Teams across Major League Baseball featured a special 50th Anniversary patch commemorating Jackie Robinson breaking baseball's color barrier.

1998 - The alternate white cap was scrapped in favor of a new black cap with royal blue trim and an interlocking NY in royal blue. The team added a second alternate jersey, which was worn both at home as well as on the road. The black uniform, with "Mets" across the chest on an upward slant, featured blue letters and numbers with a white and orange drop shadow.

1999 - A second alternate cap was added. The all-black cap featured an interlocking NY in royal blue with a white and orange drop shadow. In addition, player names were removed from all three jerseys worn at home - white pinstripes, "snow white," and black alternate. An alternate black road jersey was added as well, similar to the alternate black home jersey, but featuring "New York" across the chest. Additionally, a slight change was made in the Mets skyline logo, as the small interlocking NY was removed. This was the first change to the skyline logo since the team's inception in 1962.

2000 - All teams added the Major League Baseball logo to the back of the home, road and alternate jerseys. The team also opened the season in Tokyo, Japan and featured a special patch commemorating the first games played outside North America. Player names returned to the back of all versions of the home jersey after a one-year hiatus. Finally, the Mets wore a patch with the official logo of the 2000 World Series during that year's Fall Classic.

2001 - The team wore a special patch in memory of the passing of Mets legend Tommie Agee, who died of a heart attack prior to the season and prospect Brian Cole, who was killed in an automobile accident. The patch featured 20 and 60, the numbers worn by Agee and Cole, and was worn for the Mets home opener on April 9, 2001. Later in the season, in response to the attacks on September 11th, the Mets wore caps honoring the NYPD, FDNY, Port Authority, Emergency Medical Services, and numerous other city services that were affected by the terrorist attacks. An American flag was also added to the back of all jerseys league wide, and American flags were also added to the side of all caps.

2002 - The Mets honored the franchise's 40th Anniversary with a commemorative patch on the right sleeve of the home jersey, below which was stitched "9-11-01" in remembrance of the September 11th attacks.

2004 - The team celebrated Shea Stadium's 40th birthday with a patch on the right sleeve of the home jersey. The logo was split between blue and orange and featured the iconic pitcher and batter neons which adorned Shea Stadium's exterior. All jerseys also featured an embroidered "Ya Gotta Believe-Tug" patch, in memory of former Mets reliever Tug McGraw. The team also honored the passing of the voice of the Mets, as "Bob Murphy" was embroidered above the Mets logo on the left sleeve in memory of the Hall of Fame broadcaster.

2008 - In recognition of the team's final season at Shea Stadium, the Mets wore a patch commemorating their time in the ballpark which opened in 1964. The logo was adorned to the right sleeve and featured a split image of the stadium's original facade from 1964 coupled with a more modern version. The imagery was then surrounded by the wording "Shea Stadium 1964-2008."

2009 - The Mets opened Citi Field with a patch commemorating their first year in their new world-class home. The logo was placed on the right sleeve of the Mets home jersey and resembled the Citi Field logo, but featured the wording "Inaugural Season 2009."

2010 - The Mets introduced a new pinstripe jersey that combined elements of both new and old Mets uniforms. The natural color and pinstripes were staples of the Mets uniform when the team debuted in 1962, and were complemented by a more modern day script "Mets" across the chest.

2012 - To celebrate the club's 50th Anniversary, the team wore white and road gray uniforms reflecting the look of the original uniform from their inaugural season. The black dropshadow was removed from the Mets script logo, letters and numbers. The pinstripe jersey was the primary home uniform. The Mets also introduced a 50th Anniversary logo that incorporated the basic elements of the original blue and orange skyline logo, with gold accents in celebration of the franchise's golden anniversary. The Mets wore a new blue and orange batting practice jersey. The last time the Mets home black jersey was worn was on July 21, 2012.

2013 - The Mets introduced a blue alternate home and road jersey for the 2013 season. Both versions featured Mets blue with orange piping with the orange lettering on the home jersey and gray lettering on the road one. The 2013 All-Star logo patch was featured on the left sleeve. The club also introduced two new caps. The first was a training cap that was crafted from high-performance materials and featured a royal blue crown and an orange button and visor. The logo was a running Mr. Met. The other cap had a royal blue crown with an orange button and visor. The logo was an orange "NY" with a bold white outline.

2014 - The Mets wore camouflage jerseys and hats during Monday night home games in 2014-2015 to salute U.S. servicemen and women. The club also wore a patch reading "Ralph Kiner 1922-2014" with a microphone on all jerseys after the legendary broadcaster passed away during the winter. The Mets added a "FC" patch to the uniform on July 4 after former GM Frank Cashen passed away. A Mr. Met patch was also added to the Mets alternate home and road jerseys.

2015 - The Mets featured an all white pinstripe uniform. The road alternate cap was royal blue with a gray "NY" logo outlined in orange.

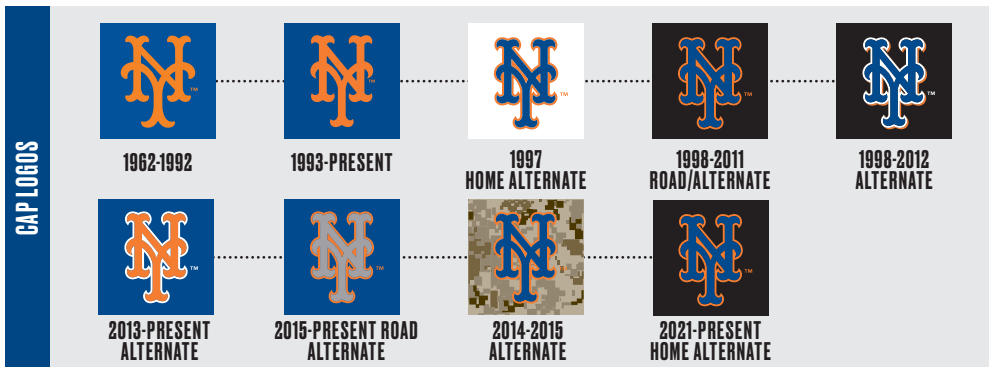

2016 - All uniforms were upgraded to the new Majestic "Flex Base" pattern, however, they looked exactly the same. The Mets wore a throwback 1986 uniform at home on Sundays to honor the 30th Anniversary of the Mets' 1986 World Championship.

2017 - All on-field jerseys featured the iconic Mets skyline patch on the left sleeve. Two new caps were introduced, a home alternate Mets blue cap with a two-color orange and white "NY" and orange button. The other cap was a new batting practice cap with an orange visor. Mr. Met was removed from all uniform elements.

2020 - After the passing of Hall of Famer Tom Seaver, the Mets wore a black circle "41" memorial patch on the right sleeve starting on September 4 for the remainder of the season.

2021 - The Mets wore a Tom Seaver tribute patch on the right sleeve. The Mets black home jerseys returned on July 30. It marked the first time since July 21, 2012, the team wore black home jerseys. On the 20th Anniversary of 9-11, the Mets wore a white home jersey with "New York" across the front and the same '9-11-01' patch that adored the 2001 jerseys.

2022 - The alternate black jerseys slightly changed - removing the blue trim around the neck and down the front. Eliminated the alternate blue road jersey.



UNIFORM PATCHES



HOME - 1966-68, '70-'81
ROAD - 1962-68, '70-'81



1969



1976



1986



1992



1993, 1995-98



1994



1994



1997



1999-2011
2013-PRESENT



1999-2013
ALTERNATE



APRIL 9, 2001



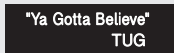
2001-2002



2002



2004



2004



2004



2008 HOME/
ALT HOME



2009 HOME/
ALT HOME



2012



2013



2014



2014-2016
ALTERNATE



2014-2015
ALTERNATE



2016 ALTERNATE



2018



2019



2020



2021



SEPTEMBER 11, 2021

EXPANSION METS

The 22 original Mets selected in the expansion draft of October 10, 1961.

\$125,000

Pitchers–Jay Hook (Cincinnati), Bob L. Miller (St. Louis);
Infielder–Don Zimmer (Chicago);
Outfielder–Lee Walls (Philadelphia).

\$75,000

Pitchers–Craig Anderson (St. Louis), Roger Craig (Los Angeles),
Ray Daviault (San Francisco), Al Jackson (Pittsburgh).
Catchers–Chris Cannizzaro (St. Louis), Clarence Coleman (Philadelphia),
Hobie Landrith (San Francisco)
Infielders–Ed Bouchee (Chicago), Elio Chacon (Cincinnati),
Sammy Drake (Chicago), Gil Hodges (Los Angeles), Felix Mantilla (Milwaukee).
Outfielders–Gus Bell (Cincinnati), Joe Christopher (Pittsburgh),
John DeMerit (Milwaukee), Bobby Gene Smith (Philadelphia).

\$50,000

Pitcher–Sherman Jones (Cincinnati);
Outfielder–Jim Hickman (St. Louis).

HISTORY

HOME JERSEY LETTERING



1962-1992



1993-1994



1995-1998



1997 ALTERNATE HOME



1999-2009



1998-2009 ALT. HOME
2010-11 HOME



2010-2011
ALTERNATE HOME



2012-2014



2012-2014
ALTERNATE HOME



2013-PRESENT
ALTERNATE HOME



2015-PRESENT



1962-1973



1974-1986



1982
ALTERNATE ROAD



1983-1984
ALTERNATE ROAD



1987



1988-1992



1993-1994



1995-1997



1998-2011



1999-2008
ALTERNATE ROAD



2012-PRESENT



2013-PRESENT
ALTERNATE ROAD



1998-2014
ALTERNATE HOME



2014-2015



2021-PRESENT
ALTERNATE HOME



SEPTEMBER 11, 2021

ROAD JERSEY LETTERING

ALT. JERSEY LETTERING

METS FIRSTS

METS

Game: April 11, 1962 at St. Louis (Cardinals 11, Mets 4)
WP-Larry Jackson; LP-Roger Craig

Batter: April 11, 1962; Richie Ashburn at St. Louis,
fled out to centerfielder Curt Flood off Larry Jackson

Run: April 11, 1962; Richie Ashburn at St. Louis
on Charlie Neal's RBI single off Larry Jackson, third inning

Hit: April 11, 1962; Gus Bell at St. Louis, second inning,
single off Larry Jackson (also first Mets baserunner)

Double: April 11, 1962; Felix Mantilla at St. Louis, seventh inning off Carey Jackson

Triple: April 23, 1962; Bobby Smith at Pittsburgh, eighth inning off Jack Lamabe

Home Run: April 11, 1962; Gil Hodges at St. Louis, fourth inning off Larry Jackson

RBI: April 11, 1962; Charlie Neal at St. Louis, third-inning RBI single off Larry Jackson

Stolen Base: April 25, 1962; Richie Ashburn at Cincinnati, third inning, second base

Walk: April 11, 1962; Felix Mantilla at St. Louis, third inning by Larry Jackson

OPPOSITION

Strikeout: April 11, 1962; Roger Craig at St. Louis, third inning by Larry Jackson

Batter: April 11, 1962; Curt Flood, St. Louis,
fled out to centerfielder Richie Ashburn off Roger Craig

Run: April 11, 1962; Julian Javier, St. Louis,
on Stan Musial's RBI single off Roger Craig, first inning

Hit: April 11, 1962; Julian Javier, St. Louis, first inning single off Roger Craig

Double: April 11, 1962; Stan Musial, St. Louis, third inning off Roger Craig

Triple: April 13, 1962; Bill Mazerowski, Pittsburgh, second inning off Sherman Jones

Home Run: April 14, 1962; Bill Mazerowski, Pittsburgh, second inning off Al Jackson

RBI: April 11, 1962; Stan Musial, St. Louis, first inning

Batter to Walk: April 11, 1962; Stan Musial, St. Louis, fifth inning by Bob Moorhead

Batter to Strike Out: April 11, 1962; Gene Oliver, St. Louis, second inning by Roger Craig

GENERAL

Error: April 11, 1962; Charlie Neal (second base) at St. Louis, sixth inning
on a ball hit by Julio Gotay

Pinch Hitter: April 11, 1962; Ed Bouchee at St. Louis, fourth inning,
walked vs. Larry Jackson (Batted for Craig)

Relief Pitcher: April 11, 1962; Bob Moorhead at St. Louis, fourth inning (relieved Craig)

Home Game: April 13, 1962 at the Polo Grounds (Pirates 4, Mets 3)
WP-Tom Sturdivant; LP-Sherman Jones

Victory: April 23, 1962 at Pittsburgh (Mets 9, Pirates 1) WP-Jay Hook; LP-Tom Sturdivant

Shutout: April 29, 1962 vs. Philadelphia (Game One, Won, 8-0)
WP-Al Jackson; LP-Art Mahaffey

Extra-Inning Game: April 17, 1962 vs. Houston (Lost, 5-2 in 11 innings)
WP- Jim Golden; LP- Herb Moford

Night Game: April 11, 1962 at St. Louis (Lost, 11-4) WP-Larry Jackson; LP-Roger Craig

Doubleheader: April 29, 1962 vs. Philadelphia (Won Game One, 8-0, lost Game Two, 10-2)
Game 1, WP-Al Jackson; LP-Art Mahaffey.
Game 2, WP-Bobby Locke; LP-Sherman Jones

No-Hitter: June 1, 2012 vs. St. Louis, Won 8-0 (Johan Santana)

MILESTONE WINS

Win#	Date	Score/Opponent	Win#	Date	Score/Opponent
1	4/23/62	9-0 at Pittsburgh	2000	5/2/89	7-1 at Atlanta
100	5/15/64	4-2 at San Francisco	2500	4/14/96	10-4 at Colorado
500	4/19/70	10-2 vs. Philadelphia	3000	9/3/01	10-7 at Philadelphia
1000	5/22/76	4-1 at Montreal	3500	4/4/08	4-3 (12) vs. Philadelphia
1500	4/6/84	8-1 at Houston	4000	7/8/14	8-3 at Atlanta
2000	5/2/89	7-1 at Atlanta	4500	5/29/21	13-2 vs. Atlanta

POLO GROUNDS

For the first two years of their existence, the Mets played their home games at the historic Polo Grounds while waiting for the finish of the construction of Shea Stadium.

The stadium where the Mets won 56 games during the 1962 and 1963 seasons actually was the fourth venue to carry the name the "Polo Grounds." The first structure, located between 110th and 112th Streets and Fifth and Sixth Avenues in upper Manhattan, opened its doors in 1876 as a home to polo matches. In 1880, the New York Metropolitan's leased the grounds for baseball with the New York Giants following suit three years later.

The second Polo Grounds, sporting a 15,000-seat wooden grandstand, was located on 155th Street and Eighth Avenue with the Giants as the main tenants. Although polo was not played there, the team brought the name of its former home. It was here that the famous quirky dimensions—475 feet to center field and only 258 feet out to right—were first unveiled. After a fire destroyed the stadium in 1911, it was rebuilt later that year with a capacity of 34,000.

In 1913, the Yankees joined the Giants as tenants, but left after an attendance dispute in 1922. Finally, in 1924, the fourth remodeling of the Polo Grounds was finished, complete with seating for 55,987. It was this incarnation that the Mets began calling home in 1962.

The Giants left New York and the Polo Grounds in 1957, leaving the stadium with only the memories of some of the most famous moments in baseball history, such as Bobby Thomson's game-winning "Shot Heard 'Round the World" to clinch the 1951 pennant, and Willie Mays' over-the-shoulder catch in the 1954 World Series.



The Mets' first game at the Polo Grounds, April 13, 1962.

Without a Major League Baseball team as a regular tenant, the stadium deteriorated to the point where the Mets needed to spend \$300,000 to refurbish the ballpark before moving in to start the 1962 season.

With a fresh coat of paint, a new scoreboard, better lighting, more dining options for fans and a complete overhaul of the outfield and infield grass, the Mets played their first home game in the Polo Grounds on April 13, 1962 and lost 4-3 to the Pittsburgh Pirates. New York played 160 more games at their temporary home over the next two seasons and left for good following a 5-1 loss to the Philadelphia Phillies on September 18, 1963.

The aging stadium was finally demolished over a period of four months in 1964. A housing development now occupies the famous site.

METS ALL-TIME HR/RBI LEADERS BY POSITION

Position

Catcher	Todd Hundley - 41 ('96)
First Base	Pete Alonso - 53 ('19)
Second Base	Edgardo Alfonzo - 27 ('99)
Shortstop	Francisco Lindor - 26 ('22)
Third Base	Howard Johnson - 38 ('91)
Left field	Dave Kingman - 36 ('75)
Center field	Carlos Beltrán - 41 ('06)
Right field	Darryl Strawberry - 38 ('87 & '88)
Pitcher	Tom Seaver - 3 ('72)
	Noah Syndergaard - 3 ('16)

Player - RBI (Year)

Mike Piazza - 124 ('99)
Pete Alonso - 131 ('22)
Edgardo Alfonzo - 108 ('99)
Francisco Lindor - 107 ('22)
David Wright - 124 ('08)
Bernard Gilkey - 117 ('96)
Carlos Beltrán - 116 ('06)
Darryl Strawberry - 108 ('90)
Tom Seaver - 10 ('70)

POLO GROUNDS' FIRSTS

- GAME:** April 13, 1962 vs. Pittsburgh (Pirates-4, Mets-3). WP-Tom Sturdivant; LP-Sherman Jones
- BATTER:** Bill Virdon, Pittsburgh. Grounded out, shortstop Felix Mantilla to Jim Marshall, off Sherman Jones
- METS BATTER:** Richie Ashburn. Grounded out, second baseman Bill Mazerowski to first baseman Dick Stuart, facing Tom Sturdivant
- HIT:** April 13, 1962; Smokey Burgess, Pittsburgh, second inning off Sherman Jones
- METS HIT:** April 13, 1962; Sherman Jones vs. Pittsburgh, third inning single off Tom Sturdivant
- SINGLE:** April 13, 1962; Smokey Burgess, Pittsburgh, second inning off Sherman Jones
- DOUBLE:** April 13, 1962; Don Hoak, Pittsburgh, second inning off Sherman Jones
- METS DOUBLE:** April 13, 1962; Jim Marshall, fifth inning off Tom Sturdivant
- TRIPLE:** April 13, 1962; Bill Mazerowski, Pittsburgh, second inning off Sherman Jones
- METS TRIPLE:** April 27, 1962; Charlie Neal vs. Philadelphia, sixth inning off Cal McLish
- HOME RUN:** April 13, 1962; Frank Thomas vs. Pittsburgh, sixth inning solo shot off Tom Sturdivant
- RBI:** April 13, 1962; Don Hoak, Pittsburgh, second inning
- METS RBI:** April 13, 1962; Richie Ashburn vs. Pittsburgh, fifth inning
- RUN:** April 13, 1962; Smokey Burgess, Pittsburgh, second inning
- METS RUN:** April 13, 1962; Jim Marshall vs. Pittsburgh, fifth inning
- STOLEN BASE:** April 18, 1962; Julian Javier, St. Louis, second base, fourth inning
- METS STOLEN BASE:** April 29, 1962; Elio Chacon vs. Philadelphia (Game One), second base, fourth inning
- STRIKEOUT:** April 13, 1962; Bob Skinner, Pittsburgh, first inning by Sherman Jones
- WALK:** April 13, 1962; Jim Marshall vs. Pittsburgh, second inning by Tom Sturdivant
- HIT BATTER:** April 14, 1962; Felix Mantilla vs. Pittsburgh, eighth inning by Vinegar Bend Mizell
- WILD PITCH:** April 13, 1962; Herb Moford vs. Pittsburgh, sixth inning
- ERROR:** April 13, 1962; Roy Face, Pittsburgh, eighth inning
- METS VICTORY:** April 28, 1962; vs. Philadelphia (Won, 8-6). WP-Roger Craig; LP-Frank Sullivan
- SHUTOUT:** April 29, 1962; vs. Philadelphia (Game One, Won, 8-0). WP-Al Jackson; LP-Art Mahaffey
- EXTRA-INNINGS:** April 17, 1962; vs. Houston (Lost, 5-2 in 11 innings). WP-Jim Golden; LP-Herb Moford
- NIGHT GAME:** May 1, 1962; vs. Cincinnati (Lost, 8-2). WP-Joey Jay; LP-Jay Hook
- DOUBLEHEADER:** April 29, 1962; vs. Philadelphia (Won Game One, 8-0, lost Game Two, 10-2) Game 1, WP-Al Jackson; LP-Art Mahaffey. Game 2, WP-Bobby Locke; LP-Sherman Jones

NEVER TOO YOUNG

Ten teenagers have played for the Mets, ranging from 17-year old Ed Kranepool in 1962 to 19-year old José Reyes in 2003. Here are the 10 Met teenagers, starting with the youngest:

Name	Birthdate	First Game	Age at First Game
Ed Kranepool	November 8, 1944	September 22, 1962	17 years, 10 months, 14 day
Jim Bethke	November 5, 1946	April 12, 1965	18 years, 5 months, 7 days
Jerry Hinsley	April 9, 1945	April 18, 1964	19 years, 9 days
Kevin Collins	August 4, 1946	September 1, 1965	19 years, 28 days
Dwight Gooden	November 16, 1964	April 7, 1984	19 years, 4 months, 22 days
Nolan Ryan	January 31, 1947	September 11, 1966	19 years, 7 months, 11 days
Greg Goossen	December 14, 1945	September 3, 1965	19 years, 8 months, 20 days
Tim Foli	December 8, 1950	September 11, 1970	19 years, 9 months, 3 days
Jose Oquendo	July 4, 1963	May 2, 1983	19 years, 9 months, 28 days
José Reyes	June 11, 1983	June 10, 2003	19 years, 11 months, 30 days

SHEA STADIUM

In 1964, the Mets moved from Manhattan to Queens into their brand-new home, William A. Shea Municipal Stadium. Located on 126th Street and Roosevelt Avenue, Shea would welcome more than 94 million fans and some of the most famous moments in Mets history during its 45 years.

The stadium originally was to be called “Flushing Meadows Stadium.” But in 1962, behind a movement led by department store magnate Bernard Gimbel, the Flushing Meadows Stadium label was dropped in favor of a name that honored the man most responsible for returning National League baseball to New York, prominent attorney Bill Shea. Shea Stadium was born.

Architect John Waterbury drew up the plans for the stadium and the ceremonial ground-breaking took place on October 28, 1961. The designs called for the city to contribute \$24.5 million to construct the ballpark, with the Mets to chip in another \$6.5 million for office space, restaurants and other amenities.

The 55,300-seat stadium was completed and Shea opened to 48,736 fans on April 17, 1964. But in a scene reminiscent of Opening Day at the Polo Grounds two years earlier, the Pirates again beat the Mets, 4-3.

In their first season at Shea, the Mets drew 1,732,597 fans and hosted the All-Star Game before baseball handed off the reigns to football and the New York Jets for the winter. Football would be a permanent winter staple in Queens until 1983, when the Jets left for New Jersey.

Shea was designed to be a multi-purpose complex—it was the first major stadium in the United States to have two movable field box sections—and as such held a variety of events. The Beatles gave the first-ever concert at Shea Stadium on August 15, 1965, in front of more than 55,000 fainting, crying and screaming fans.

It was, and remains to this day, the most historic concert ever, as it was the first time in history that a sports stadium was used for a rock concert.



The Mets' first game at Shea Stadium, April 17, 1964.

The groundbreaking Beatles concert at Shea set new attendance records at the time; it was the first large-scale, outdoor concert that demonstrated such events could be hugely successful and profitable.

Other unforgettable Shea moments include the historic papal Mass celebrated by Pope John Paul II in 1979, plus concerts staged by music legends including Billy Joel, The Rolling Stones, Elton John, Eric Clapton, Jimi Hendrix and Bruce Springsteen. The stadium also played host to a wide variety of sporting events, such as soccer, boxing and wrestling matches and college football, along with the normal schedule of baseball and NFL football games.

In 1975, Shea was the center of the New York sports world. The Mets, Yankees, Jets and Giants all called the stadium home, marking the first and only time in professional sports history that two baseball teams and two football teams shared the same facility in the same year. Both the Yankees and Giants needed a temporary home while Yankee Stadium underwent renovations.

Throughout the years, Shea was the site for some of the most memorable moments in Mets history: Cleon Jones catching the clinching out of the 1969 World Series, the amazing comeback in Game 6 of the 1986 World Series, and President Bill Clinton joining Jackie Robinson's widow, Rachel, to retire the Hall of Famers' uniform number 42 on April 15, 1997. Shea finally closed its doors on September 28, 2008 following the Mets' 4-2 loss to the Florida Marlins.

The demolition of Shea took several months, with the final piece coming down on February 18, 2009 at 11:22 a.m. Citi Field's Parking Lot D covers the grounds where Shea once stood, with markers commemorating the original locations of the stadium's home plate, bases and pitching mound.



Pope John Paul II addresses the crowd at Shea in 1979.

SHEA STADIUM FIRSTS

GAME:	April 17, 1964; Pirates, 4, Mets 3 (WP-Bob Friend; LP-Ed Bauta)
BATTER:	Dick Schofield, Pittsburgh. Popped up to Mets second baseman Larry Burreight off pitcher Jack Fisher
METS BATTER:	Tim Harkness. Grounded out, shortstop Dick Schofield to first baseman Donn Clendenon off Bob Friend
HIT:	April 17, 1964; Willie Stargell, Pittsburgh; second-inning home run off Jack Fisher
METS HITS:	April 17, 1964; Tim Harkness, third-inning single off Bob Friend
SINGLE:	April 17, 1964; Bob Bailey, Pittsburgh, second inning off Jack Fisher
DOUBLE:	April 17, 1964; Ron Hunt, Mets, fourth inning off Bob Friend
TRIPLE:	April 18, 1964; Roberto Clemente, Pittsburgh, sixth inning off Jerry Hinsley
METS TRIPLE:	May 8, 1964; Jesse Gonder vs. St. Louis, first inning off Ernie Broglio
HOME RUN:	April 17, 1964; Willie Stargell, Pittsburgh, second inning off Jack Fisher
METS HOME RUN:	April 23, 1964; Ron Hunt vs. Chicago-NL, eighth inning off Dick Ellsworth
RUN:	April 17, 1964; Willie Stargell, Pittsburgh, second inning
METS RUN:	April 17, 1964; Ron Hunt vs. Pittsburgh, fourth inning
RBI:	April 17, 1964; Willie Stargell, Pittsburgh, second inning
METS RBI:	April 17, 1964; Jesse Gonder vs. Pittsburgh, fourth inning
STOLEN BASE:	April 19, 1964; Joe Christopher, Mets, sixth inning vs. Pittsburgh
STRIKEOUT:	April 17, 1964; Roberto Clemente, Pirates, first inning by Jack Fisher
WALK:	April 17, 1964; Jim Hickman vs. Pittsburgh, second inning by Bob Friend
HIT BATTER:	April 17, 1964; Jim Hickman vs. Pittsburgh, fourth inning by Bob Friend
ERROR:	May 6, 1964; Larry Bearnarth vs. Cincinnati, fifth inning
METS VICTORY:	April 17, 1964; Bill Mazerowski, Pittsburgh, sixth inning
SHUTOUT:	April 19, 1964; vs. Pittsburgh (Won, 6-0) WP-Al Jackson; LP-Bob Veale
EXTRA-INNING GAME:	April 19, 1964; vs. Pittsburgh (Won, 6-0) WP- Al Jackson; LP- Bob Veale
NIGHT GAME:	May 31, 1964; vs. San Francisco (Game Two, Lost, 8-6, 23 innings) WP-Gaylord Perry; LP-Galen Cisco
DOUBLEHEADER:	May 6, 1964; vs. Cincinnati (Lost, 12-4) WP-Sammy Ellis; LP-Bill Wakefield
	May 10, 1964; vs. St. Louis (Won Game One, 4-1, lost Game Two, 10-1) Game 1, WP-Tracy Stallard; LP-Roger Craig
	Game 2, WP-Ray Washburn; LP-Jerry Hinsley

SUSPENDED GAMES

July 13, 1977	Cubs 5, Mets 2 at Shea Game suspended in the 6th due to NYC blackout and completed on September 16.
June 17, 1979	Mets 2, Braves 1 at Shea Game suspended in the 9th due to rain and completed on August 27.
August 6, 1986	Mets 7, Cubs 6 at Wrigley Field Game suspended in the 7th due to darkness and completed on August 7.
May 24, 2013	Mets 5, Braves 7 at Citi Field 10 innings (Game suspended in the 9th due to rain and completed on May 25).
June 27, 2015	Mets 2, Reds 1 at Citi Field 13 innings (Game suspended in the 7th due to rain and completed on June 28).
August 28, 2018	Mets 1, Cubs 2 at Wrigley Field 11 innings (Game suspended in the 10th due to rain and completed on August 29).
June 13, 2019	Mets 4, Cardinals 5 at Citi Field 10 innings (Game suspended in the 9th due to rain and completed on June 14).
April 11, 2021	Mets 6, Marlins 5 at Citi Field Game suspended in the 1st due to rain and completed on August 31.

CITI FIELD



OPENED
April 13, 2009
(Mets vs. San Diego
Padres)

CAPACITY
41,922
SQUARE FEET
1.3 million

SUITES
12 Delta Suites
34 Empire Level Suites
5 Empire Level Party Suites

CLUBS
Delta Sky360 Club
Hyundai Club
Caesar's Sportsbook at
the Metropolitan Grille
Piazza 31 Club
Hudson Whiskey NY Club
Clover Home Plate Club

JACKIE ROBINSON ROTUNDA

The iconic main entry to Citi Field honors Jackie Robinson, the great American trailblazer who became the first African-American player to break Major League Baseball's color barrier with the Dodgers in 1947. Evoking the classic design of Ebbets Field, the Rotunda recognizes and perpetuates the humanitarian ideals of one of our country's civil rights pioneers. Engraved into the Rotunda's 160-foot diameter floor and etched into its 70-foot archways are words and larger-than-life images that defined Jackie's "nine values": Courage, Excellence, Persistence, Justice, Teamwork, Commitment, Citizenship, Determination, and Integrity. The Rotunda features an eight-foot sculpture of Jackie's number 42, which was retired in perpetuity throughout Major League Baseball in 1997.

ARCHITECTURAL DESIGN

Inspired by Mets' National League Heritage. The brick, limestone, granite and cast stone throughout the ballpark closely resembles the masonry used at Ebbets Field, the legendary home of the Brooklyn Dodgers. The dark green seats and soot-colored exposed steel recall the Mets' first home, the historic Polo Grounds and former home of the New York Giants. Shea Bridge in right-center is named after William A. Shea, extending the legacy of the man who was the driving force behind bringing National League baseball back to New York and for whom Shea Stadium was named.

CITI FIELD & THE ENVIRONMENT

The Mets have implemented a wide range of sustainable environmental initiatives in the design, construction and operation of Citi Field. The ballpark was built with recycled concrete and construction vehicles were fueled with ultra-low sulfur diesel. Citi Field's building management system monitors and automatically controls all aspects of energy operation from temperatures to lights to minimize energy consumption. Grease and cooking oil are recycled along with

cardboard, glass, metal, bottles, cans, light bulbs and batteries. The Mets save more than four million gallons of water per year by using 414 hands-free faucets, 635 automated toilet flush-valves and 270 waterless urinals. A 11,000 square foot green roof atop the administration building in rightfield, white PVC roofs throughout the ballpark, high mast parking lot light fixtures, permeable pavers, and an underground well used to irrigate the playing field are other ways the Mets are working to protect the environment.

CITI FIELD TOURS


Citi Field features unprecedented amenities and comfort for Mets fans, sports fans and visitors to the New York metropolitan area. The open-air ballpark connects the Mets' National League heritage to the future and to the city through a number of unique design elements. The behind the scenes tour allows guests to experience the most restricted, non-public areas of the ballpark while learning about the history of Citi Field and the New York Mets.

Ballpark tours are approximately one hour in length and can be customized to accommodate groups of any size and age. All tour stops and locations are subject to the type of tour purchased and availability depending on the activities occurring within the ballpark and/or due to weather.

Citi Field also provides the best backdrop to photograph your special occasion! Whether you want to schedule a shoot for a proposal, save the date, family portraits, holiday cards or the classic engagement shoot, we've got you covered!

Get private access to the most exclusive, behind-the-scenes spaces here at the ballpark.

For more information, visit mets.com/tours
To schedule a private tour, photoshoot, or proposal, email tours@nymets.com



CITI FIELD FIRSTS

GAME:	April 13, 2009 vs. San Diego (Padres 6, Mets 5). WP-Edward Mujica; LP-Brian Stokes
BATTER:	April 13, 2009; Jody Gerut, San Diego, home run to right field off Mike Pelfrey
METS BATTER:	April 13, 2009; José Reyes vs. San Diego, grounded out to first baseman Adrian Gonzalez off Walter Silva
HIT:	April 13, 2009; Jody Gerut, San Diego, home run, first inning off Mike Pelfrey
METS HIT:	April 13, 2009; David Wright vs. San Diego, double, first inning off Walter Silva
SINGLE:	April 13, 2009; David Eckstein, San Diego, first inning off Mike Pelfrey
METS SINGLE:	April 13, 2009; José Reyes vs. San Diego, third inning off Walter Silva
DOUBLE:	April 13, 2009; David Wright vs. San Diego, first inning off Walter Silva
TRIPLE:	April 19, 2009; José Reyes vs. Milwaukee, fifth inning off Jeff Suppan
HOME RUN:	April 13, 2009; Jody Gerut, San Diego, first inning, home run off Mike Pelfrey
METS HOME RUN:	April 13, 2009; David Wright vs. San Diego, fifth inning off Walter Silva
RBI:	April 13, 2009; Jody Gerut, San Diego, first inning, home run off Mike Pelfrey
METS RBI:	April 13, 2009; Luis Castillo vs. San Diego, second inning, RBI double scoring Brian Schneider off Walter Silva
RUN:	April 13, 2009; Jody Gerut, San Diego, first inning, home run off Mike Pelfrey
METS RUN:	April 13, 2009; Brian Schneider vs. San Diego, second inning
GRAND SLAM:	April 27, 2009; Omir Santos vs. Florida, first inning off Aníbal Sánchez
LEADOFF HR:	April 13, 2009; Jody Gerut, San Diego off Mike Pelfrey
METS LEADOFF HR:	August 23, 2009; Angel Pagan vs. Philadelphia off Pedro Martinez
PINCH-HIT HR:	April 17, 2009; Gary Sheffield vs. Milwaukee, seventh inning off Mitch Stetter
WALK-OFF HR:	May 7, 2010; Rod Barajas vs. San Francisco off Sergio Romo
WALK-OFF GS:	April 24, 2013; Jordany Valdespin vs. Los Angeles-NL off Josh Wall
INSIDE-THE-PARK HR:	August 23, 2009; Angel Pagan vs. Philadelphia off Pedro Martinez
STOLEN BASE:	April 15, 2009; José Reyes vs. San Diego, seventh inning
STRIKEOUT:	April 13, 2009; Nick Hundley, San Diego, second inning by Mike Pelfrey
WALK:	April 13, 2009; Chase Headley, San Diego, first inning by Mike Pelfrey
METS WALK:	April 13, 2009; Ryan Church vs. San Diego, second inning by Walter Silva
HIT BATTER:	April 18, 2009; Gary Sheffield vs. Milwaukee, sixth inning by Yovani Gallardo
WILD PITCH:	April 13, 2009; J.J. Putz vs. San Diego, eighth inning
ERROR:	April 13, 2009; Ryan Church, San Diego, sixth inning, dropped fly ball
METS VICTORY:	April 15, 2009; vs. San Diego (Mets 7, Padres 2). WP-Oliver Perez; LP-Kevin Correia
SHUTOUT:	April 18, 2009; vs. Milwaukee (Mets 1, Brewers 0). WP-Johan Santana; LP-Yovani Gallardo
EXTRA-INNING GAME:	May 12, 2009; vs. Atlanta (Mets 4, Braves 3 in 10 innings). WP-Francisco Rodriguez; LP-Jeff Bennett
NIGHT GAME:	April 13, 2009; vs. San Diego (Padres 6, Mets 5). WP-Edward Mujica; LP-Brian Stokes
DAY GAME:	April 18, 2009; vs. Milwaukee (Mets 1, Brewers 0). WP-Johan Santana; LP-Yovani Gallardo
DOUBLEHEADER:	July 30, 2009; vs. Colorado (Won Game One, 7-0, Lost Game Two, 4-2) Game 1, WP-Johan Santana; LP-Jason Hammel Game 2, WP-Jorge De La Rosa; LP-Jonathon Niese
NO-HITTER:	June 1, 2012 vs. St. Louis, Won 8-0, Johan Santana
POSTSEASON GAME:	October 12, 2015 vs. Los Angeles-NL (NLDS - Game 3, Won, 13-7)
WORLD SERIES GAME:	October 30, 2015 vs. Kansas City (Game 3, Won, 9-3)

ALL-TIME BATTING LEADERS

HOME RUNS

Strawberry, Darryl.....	252
Wright, David.....	242
Piazza, Mike.....	220
Johnson, Howard.....	192
Kingman, Dave.....	154
Beltrán, Carlos.....	149
ALONSO, PETE.....	146
Conforto, Michael.....	132
Duda, Lucas.....	125
Hundley, Todd.....	124

RUNS BATTED IN

Wright, David.....	970
Strawberry, Darryl.....	733
Piazza, Mike.....	655
Johnson, Howard.....	629
Kranepool, Ed.....	614
Beltrán, Carlos.....	559
Alfonzo, Edgardo.....	538
Jones, Cleon.....	521
Reyes, José.....	521
Hernandez, Keith.....	468

STOLEN BASES

Reyes, José.....	408
Wilson, Mookie.....	281
Johnson, Howard.....	202
Wright, David.....	196
Strawberry, Darryl.....	191
Mazzilli, Lee.....	152
Dykstra, Lenny.....	116
Harrelson, Bud.....	115
Backman, Wally.....	106
Cedeño, Roger.....	105

TOTAL BASES

Wright, David.....	2,945
Reyes, José.....	2,356
Kranepool, Ed.....	2,047
Strawberry, Darryl.....	2,028
Piazza, Mike.....	1,885
Johnson, Howard.....	1,823
Alfonzo, Edgardo.....	1,736
Jones, Cleon.....	1,715
Wilson, Mookie.....	1,586
Beltrán, Carlos.....	1,567

EXTRA-BASE HITS

Wright, David.....	658
Reyes, José.....	493
Strawberry, Darryl.....	469
Johnson, Howard.....	424
Piazza, Mike.....	415
Beltrán, Carlos.....	374
Kranepool, Ed.....	368
Alfonzo, Edgardo.....	346
Murphy, Daniel.....	310
Jones, Cleon.....	308

AVERAGE*

Olerud, John.....	.315
McNEIL, JEFF.....	.307
Hernandez, Keith.....	.297
Wright, David.....	.296
Piazza, Mike.....	.296
Magadan, Dave.....	.292
Alfonzo, Edgardo.....	.292
Murphy, Daniel.....	.288
Henderson, Steve.....	.287
Pagan, Angel.....	.284

GAMES

Kranepool, Ed.....	1,853
Wright, David.....	1,585
Reyes, José.....	1,365
Harrelson, Bud.....	1,322
Grote, Jerry.....	1,235
Jones, Cleon.....	1,201
Johnson, Howard.....	1,154
Wilson, Mookie.....	1,116
Strawberry, Darryl.....	1,109
Alfonzo, Edgardo.....	1,086

AT-BATS

Wright, David.....	5,998
Reyes, José.....	5,437
Kranepool, Ed.....	5,436
Harrelson, Bud.....	4,390
Jones, Cleon.....	4,223
Wilson, Mookie.....	4,027
Johnson, Howard.....	3,968
Strawberry, Darryl.....	3,903
Alfonzo, Edgardo.....	3,897
Grote, Jerry.....	3,881

RUNS

Wright, David.....	949
Reyes, José.....	885
Strawberry, Darryl.....	662
Johnson, Howard.....	627
Alfonzo, Edgardo.....	614
Wilson, Mookie.....	592
Jones, Cleon.....	563
Beltrán, Carlos.....	551
Kranepool, Ed.....	536
Piazza, Mike.....	532

HITS

Wright, David.....	1,777
Reyes, José.....	1,534
Kranepool, Ed.....	1,418
Jones, Cleon.....	1,188
Alfonzo, Edgardo.....	1,136
Wilson, Mookie.....	1,112
Harrelson, Bud.....	1,029
Piazza, Mike.....	1,028
Strawberry, Darryl.....	1,025
Johnson, Howard.....	997

DOUBLES

Wright, David.....	390
Reyes, José.....	272
Murphy, Daniel.....	228
Kranepool, Ed.....	225
Johnson, Howard.....	214
Alfonzo, Edgardo.....	212
Beltrán, Carlos.....	208
Piazza, Mike.....	193
Strawberry, Darryl.....	187
Jones, Cleon.....	182

TRIPLES

Reyes, José.....	113
Wilson, Mookie.....	62
Harrelson, Bud.....	45
Jones, Cleon.....	33
Henderson, Steve.....	31
Strawberry, Darryl.....	30
Johnson, Lance.....	27
Flynn, Doug.....	26
Wright, David.....	26
Kranepool, Ed.....	25

PINCH-HITS

Kranepool, Ed.....	90
Staub, Rusty.....	77
Franco, Matt.....	58
Hodges, Ron.....	48
Anderson, Marlon.....	38
Boisclair, Bruce.....	38
Mazzilli, Lee.....	38
Wilson, Mookie.....	37
Harris, Lenny.....	35
Sasser, Mackey.....	32

PINCH-HIT HOME RUNS

Carreon, Mark.....	8
Hairston, Scott.....	6
Staub, Rusty.....	6
Kranepool, Ed.....	6
Valdespin, Jordany.....	6
Flores, Wilmer.....	5
Johnson, Kelly.....	5
Franco, Matt.....	5
Swoboda, Ron.....	5
Teufel, Tim.....	5

SLUGGING PERCENTAGE*

Piazza, Mike.....	.542
Céspedes, Yoenis.....	.539
ALONSO, PETE.....	.535
Strawberry, Darryl.....	.520
Delgado, Carlos.....	.506
Olerud, John.....	.501
Beltrán, Carlos.....	.500
Bonilla, Bobby.....	.495
Wright, David.....	.491
Floyd, Cliff.....	.478

ON-BASE PERCENTAGE*

Olerud, John.....	.425
Magadan, Dave.....	.391
Hernandez, Keith.....	.387
NIMMO, BRANDON.....	.385
Wright, David.....	.376
Piazza, Mike.....	.373
McNEIL, JEFF.....	.370
Beltrán, Carlos.....	.369
Alfonzo, Edgardo.....	.367
Castillo, Luis.....	.366

HIT-BY-PITCHES

NIMMO, BRANDON.....	57
ALONSO, PETE.....	51
McNEIL, JEFF.....	50
Conforto, Michael.....	50
Duda, Lucas.....	48
Wright, David.....	45
Hunt, Ron.....	41
Jones, Cleon.....	39
Floyd, Cliff.....	37
Millan, Felix.....	36

SACRIFICE FLIES

Wright, David.....	65
Kranepool, Ed.....	58
Johnson, Howard.....	50
Jones, Cleon.....	41
Alfonzo, Edgardo.....	40
Strawberry, Darryl.....	39
Beltrán, Carlos.....	38
Staub, Rusty.....	37
McReynolds, Kevin.....	33
Carter, Gary.....	31
Hernandez, Keith.....	31

WALKS

Wright, David.....	762
Strawberry, Darryl.....	580
Harrelson, Bud.....	573
Johnson, Howard.....	556
Garrett, Wayne.....	482
Hernandez, Keith.....	471
Alfonzo, Edgardo.....	458
Kranepool, Ed.....	454
Beltrán, Carlos.....	449
Mazzilli, Lee.....	438

OPS*

Olerud, John.....	.926
Piazza, Mike.....	.915
ALONSO, PETE.....	.884
Céspedes, Yoenis.....	.883
Strawberry, Darryl.....	.878
Beltrán, Carlos.....	.869
Wright, David.....	.867
Delgado, Carlos.....	.857
Bonilla, Bobby.....	.851
Floyd, Cliff.....	.832

* minimum 1,000 at-bats

ALL-TIME PITCHING LEADERS

GAMES

Franco, John.....	695
Feliciano, Pedro	484
Familia, Jeurys.....	469
Seaver, Tom.....	401
Koosman, Jerry	376
Orosco, Jesse.....	372
McGraw, Tug.....	361
Benitez, Armando.....	333
Parnell, Bobby.....	329
Heilman, Aaron.....	305
Gooden, Dwight	305

LOSSES

Koosman, Jerry.....	137
Seaver, Tom.....	124
Gooden, Dwight	85
Matlack, Jon.....	81
Jackson, Al.....	80
Fernandez, Sid.....	78
Fisher, Jack.....	73
Swan, Craig.....	71
Darling, Ron	70
Leiter, Al.....	67

STRIKEOUTS

Seaver, Tom.....	2,541
Gooden, Dwight	1,875
Koosman, Jerry	1,799
deGrom, Jacob.....	1,607
Fernandez, Sid.....	1,449
Cone, David	1,172
Darling, Ron	1,148
Leiter, Al.....	1,106
Matlack, Jon.....	1,023
Niese, Jonathon.....	838

WHIP*

deGrom, Jacob.....	.998
Seaver, Tom.....	1.076
Saberhagen, Bret.....	1.079
Fernandez, Sid.....	1.113
Dickey, R.A.	1.150
Reed, Rick.....	1.155
Syndergaard, Noah ..	1.162
Gooden, Dwight	1.175
Ojeda, Bobby.....	1.182
McAndrew, Jim.....	1.184

HOLDS

Feliciano, Pedro	103
Heilman, Aaron.....	69
Lugo, Seth.....	61
Parnell, Bobby.....	59
Familia, Jeurys.....	57
Cook, Dennis.....	56
Wendell, Turk.....	54
Franco, John.....	53
Reed, Addison.....	50
Weathers, David	50

STARTS

Seaver, Tom.....	395
Koosman, Jerry	346
Gooden, Dwight	303
Fernandez, Sid.....	250
Darling, Ron	241
Leiter, Al.....	213
deGrom, Jacob.....	209
Matlack, Jon.....	199
Jones, Bobby.....	190
Swan, Craig.....	184

INNINGS PITCHED

Seaver, Tom.....	3,045.2
Koosman, Jerry.....	2,544.2
Gooden, Dwight	2,169.2
Darling, Ron	1,620.0
Fernandez, Sid.....	1,584.2
Matlack, Jon.....	1,448.0
Leiter, Al.....	1,360.0
deGrom, Jacob.....	1,326.0
Swan, Craig.....	1,230.2
Jones, Bobby.....	1,215.2

SAVES (SINCE 1969)

Franco, John.....	276
Benitez, Armando.....	160
Familia, Jeurys.....	124
Orosco, Jesse.....	107
Wagner, Billy.....	101
DÍAZ, EDWIN	96
McGraw, Tug.....	86
McDowell, Roger	84
Rodriguez, Francisco ..	83
Allen, Neil.....	69

STRIKEOUT PER 9*

deGrom, Jacob.....	10.91
Syndergaard, Noah	9.74
Cone, David	8.72
Wheeler, Zack.....	8.72
Ryan, Nolan.....	8.70
Harvey, Matt.....	8.62
Matz, Steven.....	8.57
Perez, Oliver	8.55
Fernandez, Sid.....	8.23
Gooden, Dwight	7.78

QUALITY STARTS

Seaver, Tom.....	293
Koosman, Jerry.....	231
Gooden, Dwight	209
Darling, Ron	160
Fernandez, Sid.....	157
deGrom, Jacob.....	154
Leiter, Al.....	140
Matlack, Jon.....	134
Cone, David.....	111
Jones, Bobby.....	110

COMPLETE GAMES

Seaver, Tom.....	171
Koosman, Jerry	108
Gooden, Dwight	67
Matlack, Jon.....	65
Jackson, Al.....	41
Fisher, Jack.....	35
Cone, David.....	34
Craig, Roger.....	27
Darling, Ron	25
Swan, Craig.....	25

HITS ALLOWED

Seaver, Tom.....	2,431
Koosman, Jerry.....	2,281
Gooden, Dwight	1,898
Darling, Ron	1,473
Matlack, Jon.....	1,312
Jones, Bobby.....	1,255
Leiter, Al.....	1,222
Swan, Craig.....	1,191
Fernandez, Sid.....	1,167
Niese, Jonathon.....	1,147

SHUTOUTS

Seaver, Tom.....	44
Koosman, Jerry	26
Matlack, Jon.....	26
Gooden, Dwight	23
Cone, David	15
Darling, Ron	10
Jackson, Al.....	10
Fernandez, Sid.....	9
Ojeda, Bobby.....	9
Gentry, Gary.....	8

BATTING AVERAGE*

Ryan, Nolan.....	.202
Fernandez, Sid.....	.204
deGrom, Jacob.....	.211
Seaver, Tom.....	.219
Orosco, Jesse.....	.221
Cone, David226
Gentry, Gary.....	.229
Maine, John.....	.234
Gooden, Dwight235
McGraw, Tug.....	.237

OBP*

deGrom, Jacob.....	.259
Seaver, Tom.....	.276
Saberhagen, Bret.....	.280
Fernandez, Sid.....	.281
Syndergaard, Noah291
Reed, Rick.....	.292
Ojeda, Bobby.....	.293
Gooden, Dwight294
Dickey, R.A.294
Santana, Johan295

WINS

Seaver, Tom.....	198
Gooden, Dwight	157
Koosman, Jerry	140
Darling, Ron	99
Fernandez, Sid.....	98
Leiter, Al.....	95
deGrom, Jacob.....	82
Matlack, Jon.....	82
Cone, David	81
Jones, Bobby.....	74

ERA*

deGrom, Jacob.....	2.52
Seaver, Tom.....	2.57
Orosco, Jesse.....	2.73
Dickey, R.A.	2.95
Matlack, Jon.....	3.03
Koosman, Jerry.....	3.09
Franco, John.....	3.10
Gooden, Dwight	3.10
Ojeda, Bobby.....	3.12
Cone, David	3.13

WALKS

Seaver, Tom.....	847
Koosman, Jerry	820
Gooden, Dwight	651
Darling, Ron	614
Fernandez, Sid.....	596
Leiter, Al.....	546
Cone, David	431
Matlack, Jon.....	419
Swan, Craig.....	368
Trachsel, Steve	354

HOME RUNS ALLOWED

Seaver, Tom.....	212
Koosman, Jerry	187
Darling, Ron	155
Fernandez, Sid.....	138
Jones, Bobby.....	137
Trachsel, Steve	124
Gooden, Dwight	123
Leiter, Al.....	118
deGrom, Jacob.....	117
Reed, Rick.....	116

SLG*

Ryan, Nolan.....	.295
Orosco, Jesse.....	.323
Seaver, Tom.....	.323
deGrom, Jacob.....	.327
Fernandez, Sid.....	.331
Gooden, Dwight332
Matlack, Jon.....	.339
Cone, David341
McGraw, Tug.....	.350
Koosman, Jerry.....	.352

* minimum 500 innings pitched

SINGLE-SEASON BATTING LEADERS

HOME RUNS

ALONSO, PETE.....53 ('19)
 Hundley, Todd..... 41 ('96)
 Beltrán, Carlos..... 41 ('06)
ALONSO, PETE..... 40 ('22)
 Piazza, Mike..... 40 ('99)
 Strawberry, Darryl 39 ('87)
 Strawberry, Darryl 39 ('88)
 Johnson, Howard. 38 ('91)
 Piazza, Mike..... 38 ('00)
 Delgado, Carlos... 38 ('06)
 Delgado, Carlos... 38 ('08)

EXTRA-BASE HITS

ALONSO, PETE.....85 ('19)
 Olerud, John..... 80 ('89)
 Beltrán, Carlos..... 80 ('06)
 Gilkey, Bernard..... 77 ('96)
 Wright, David..... 77 ('08)
 Strawberry, Darryl 76 ('87)
 Johnson, Howard. 76 ('91)
 Hundley, Todd..... 74 ('96)
 Wright, David..... 73 ('07)
 Reyes, José..... 72 ('08)
 Beltrán, Carlos..... 72 ('08)

RUNS

Beltrán, Carlos..... 127 ('06)
 Alfonzo, Edgardo 123 ('99)
 Reyes, José..... 122 ('06)
 Reyes, José..... 119 ('07)
 Johnson, Lance..... 117 ('96)
 Beltrán, Carlos..... 116 ('08)
 Wright, David..... 115 ('08)
 Wright, David..... 113 ('07)
 Reyes, José..... 113 ('08)
 Alfonzo, Edgardo 109 ('00)

WALKS

Olerud, John..... 125 ('99)
 Hernandez, Keith... 97 ('84)
 Strawberry, Darryl... 97 ('87)
 Olerud, John..... 96 ('98)
 Harrelson, Bud..... 95 ('70)
 Alfonzo, Edgardo. 95 ('00)
 Beltrán, Carlos..... 95 ('06)
 Hernandez, Keith. 94 ('86)
 Wright, David..... 94 ('07)
 Wright, David..... 94 ('08)

PINCH-HITS

Staub, Rusty..... 24 ('83)
 Harris, Lenny..... 21 ('01)
 McKnight, Jeff..... 19 ('93)
 Franco, Matt..... 19 ('97)
 Carter, Chris..... 19 ('10)
 Staub, Rusty..... 18 ('84)
 Anderson, Marlon 18 ('05)
 Kranepool, Ed..... 17 ('74)
 Mazzilli, Lee..... 17 ('87)
 Seven tied with..... 15

RUNS BATTED IN

ALONSO, PETE.... 131 ('22)
 Piazza, Mike..... 124 ('99)
 Wright, David..... 124 ('08)
ALONSO, PETE.... 120 ('19)
 Ventura, Robin..... 120 ('99)
 Johnson, Howard. 117 ('91)
 Gilkey, Bernard.... 117 ('96)
 Beltrán, Carlos..... 116 ('06)
 Wright, David..... 116 ('06)
 Delgado, Carlos.. 115 ('08)

AVERAGE*

Olerud, John..... .354 ('98)
 Jones, Cleon..... .340 ('69)
 Reyes, José..... .337 ('11)
 Johnson, Lance... .333 ('96)
 Magadan, Dave.... .328 ('90)
 Wright, David..... .325 ('07)
 Piazza, Mike..... .324 ('00)
 Alfonzo, Edgardo. 324 ('00)
 Jones, Cleon..... .319 ('71)
McNEIL, JEFF..... .318 ('19)
 Lo Duca, Paul..... .318 ('06)

HITS

Johnson, Lance... 227 ('96)
 Reyes, José..... 204 ('08)
 Olerud, John..... 197 ('98)
 Wright, David..... 198 ('07)
 Reyes, José..... 194 ('06)
 Millan, Felix..... 191 ('75)
 Alfonzo, Edgardo 191 ('99)
 Reyes, José..... 191 ('07)
 Reyes, José..... 190 ('05)
 Wright, David..... 189 ('08)

SLUGGING PERCENTAGE*

Piazza, Mike..... .614 ('00)
 Beltrán, Carlos. .594 ('06)
ALONSO, PETE. .583 ('19)
 Strawberry, Darryl .583 ('87)
 Piazza, Mike..... .575 ('99)
 Piazza, Mike..... .573 ('01)
 Gilkey, Bernard. .562 ('96)
 Johnson, Howard .559 ('89)
 Olerud, John..... .551 ('98)
 Hundley, Todd.. .550 ('96)

PINCH-HIT RBI

Staub, Rusty..... 25 ('83)
 Staub, Rusty..... 18 ('84)
 Kranepool, Ed..... 17 ('78)
 Kranepool, Ed..... 14 ('77)
 Anderson, Marlon 14 ('07)
 Staub, Rusty..... 13 ('82)
 Franco, Matt..... 13 ('97)
 Valentin, John..... 13 ('02)
 Three tied with 11

STOLEN BASES

Reyes, José..... 78 ('07)
 Cedeño, Roger..... 66 ('99)
 Reyes, José..... 64 ('06)
 Reyes, José..... 60 ('05)
 Wilson, Mookie..... 58 ('82)
 Reyes, José..... 56 ('08)
 Wilson, Mookie..... 54 ('83)
 Johnson, Lance.... 50 ('96)
 Wilson, Mookie..... 46 ('84)
 Taveras, Frank..... 42 ('79)

GAMES

Millan, Felix..... 162 ('75)
 Olerud, John..... 162 ('99)
LINDOR, FRANCISCO..... 161 ('22)
ALONSO, PETE.... 161 ('19)
 Ventura, Robin..... 161 ('99)
 Reyes, José..... 161 ('05)
 Beltrán, Carlos..... 161 ('08)
 Murphy, Daniel..... 161 ('13)
 Seven tied at 160

DOUBLES

Gilkey, Bernard..... 44 ('96)
 Wright, David..... 42 ('05)
 Wright, David..... 42 ('07)
 Wright, David..... 42 ('08)
 Johnson, Howard. 41 ('89)
 Alfonzo, Edgardo. 41 ('99)
 Wright, David..... 41 ('12)
 Five tied at 40

ON-BASE PERCENTAGE*

Olerud, John..... .447 ('98)
 Olerud, John..... .427 ('99)
 Alfonzo, Edgardo .425 ('00)
 Henderson, Rickey .423 ('99)
 Jones, Cleon..... .422 ('69)
 Magadan, Dave..... .417 ('90)
 Wright, David.... .416 ('07)
 Hernandez, Keith. .413 ('86)
 Hernandez, Keith. 409 ('84)
NIMMO, BRANDON.. .404 ('18)

PINCH-HIT HOME RUNS

Valdespin, Jordany 5 ('12)
 Heep, Danny..... 4 ('83)
 Carrezo, Mark..... 4 ('89)
 Johnson, Kelly..... 4 ('16)
 11 tied with (3)

TOTAL BASES

ALONSO, PETE... 348 ('19)
 Wright, David..... 334 ('08)
 Wright, David..... 330 ('07)
 Johnson, Lance.. 327 ('96)
 Reyes, José..... 327 ('08)
 Gilkey, Bernard.... 321 ('96)
 Johnson, Howard 319 ('89)
 Alfonzo, Edgardo. 315 ('99)
 Reyes, José..... 315 ('06)
 Ventura, Robin..... 311 ('99)

AT-BATS

Reyes, José..... 696 ('05)
 Reyes, José..... 688 ('08)
 Johnson, Lance... 682 ('96)
 Reyes, José..... 681 ('07)
 Millan, Felix..... 676 ('75)
 Murphy, Daniel... 658 ('13)
 Reyes, José..... 647 ('06)
 Wilson, Mookie... 639 ('82)
 Millan, Felix..... 638 ('73)
 Wilson, Mookie... 638 ('83)

TRIPLES

Johnson, Lance.... 21 ('96)
 Reyes, José..... 19 ('08)
 Reyes, José..... 17 ('05)
 Reyes, José..... 17 ('06)
 Reyes, José..... 16 ('11)
 Reyes, José..... 12 ('07)
 Pagan, Angel..... 11 ('09)
 Wilson, Mookie... 10 ('84)
 Reyes, José..... 10 ('10)
 Four tied at..... 9

HIT BY PITCH

CANHA, MARK..... 28 ('22)
NIMMO, BRANDON.. 22 ('18)
ALONSO, PETE..... 21 ('19)
McNEIL, JEFF..... 21 ('19)
NIMMO, BRANDON. 16 ('22)
 Duda, Lucas..... 14 ('15)
MARTE, STARLING... 13 ('22)
 Hunt, Ron..... 13 ('63)
 Olerud, John..... 13 ('97)
 Seven tied at 12

MULTI-HIT GAMES

Johnson, Lance.... 75 ('96)
 Reyes, José..... 64 ('08)
 Millan, Felix..... 58 ('73)
 Mazzilli, Lee..... 58 ('79)
 Olerud, John..... 58 ('98)
 Alfonzo, Edgardo. 58 ('99)
 Wilson, Mookie... 57 ('83)
 Reyes, José..... 57 ('07)
 Reyes, José..... 57 ('11)
 Reyes, José..... 56 ('06)

* minimum 500 plate appearances

SINGLE-SEASON PITCHING LEADERS

GAMES

Feliciano, Pedro92 ('10)
 Feliciano, Pedro88 ('09)
 Feliciano, Pedro86 ('08)
 Stanton, Mike83 ('04)
 Smith, Joe82 ('08)
 Heilman, Aaron81 ('07)
 Wendell, Turk80 ('99)
 Reed, Addison80 ('16)
 Green, Sean79 ('09)
 Three tied with28

LOSSES

Craig, Roger24 ('62)
 Fisher, Jack24 ('65)
 Craig, Roger22 ('63)
 Jackson, Al20 ('62)
 Stallard, Tracy20 ('64)
 Jackson, Al20 ('65)
 Koonsman, Jerry20 ('77)
 Hook, Jay19 ('62)
 Cisco, Galen19 ('64)
 Fisher, Jack18 ('67)

EARNED RUNS ALLOWED

Craig, Roger117 ('62)
 Hook, Jay115 ('62)
 Fisher, Jack115 ('67)
 Jackson, Al113 ('62)
 Fisher, Jack111 ('65)
 Torrez, Mike108 ('83)
 Fisher, Jack107 ('64)
 Espinosa, Niño107 ('78)
 Pelfrey, Mike103 ('09)
 Three tied with102

ERA*

Gooden, Dwight 11.53 ('85)
 deGrom, Jacob... 1.70 ('18)
 Seaver, Tom 1.76 ('71)
 Seaver, Tom 2.08 ('73)
 Koonsman, Jerry 2.08 ('68)
 Seaver, Tom 2.20 ('68)
 Seaver, Tom 2.21 ('69)
 Cone, David 2.22 ('88)
 Harvey, Matt 2.27 ('13)
 Koonsman, Jerry 2.28 ('69)

K PER 9*

Gooden, Dwight 11.39 ('84)
 deGrom, Jacob... 11.25 ('19)
 deGrom, Jacob... 11.16 ('18)
 deGrom, Jacob... 10.68 ('17)
 Syndergaard, N 10.68 ('16)
 Cone, David 9.91 ('90)
 Cone, David 9.79 ('92)
 deGrom, Jacob... 9.66 ('15)
 Harvey, Matt 9.64 ('13)
 Fernandez, Sid... 9.51 ('85)

STARTS

Fisher, Jack36 ('65)
 Seaver, Tom36 ('70)
 Seaver, Tom36 ('73)
 Seaver, Tom36 ('75)
 13 players tied with35

INNINGS PITCHED

Seaver, Tom290.2 ('70)
 Seaver, Tom290.0 ('73)
 Seaver, Tom286.1 ('71)
 Seaver, Tom280.1 ('75)
 Seaver, Tom278.0 ('68)
 Gooden, Dwight..276.2 ('85)
 Seaver, Tom273.1 ('69)
 Seaver, Tom271.0 ('76)
 Matlack, Jon265.1 ('74)
 Koonsman, Jerry..265.0 ('74)

WALKS

Ryan, Nolan116 ('71)
 Darling, Ron114 ('85)
 Torrez, Mike113 ('83)
 Perez, Oliver105 ('08)
 Darling, Ron104 ('84)
 Matlack, Jon99 ('73)
 Hampton, Mike99 ('00)
 Koonsman, Jerry98 ('75)
 Ryan, Nolan97 ('70)
 Leiter, Al97 ('04)

SAVES

Familia, Jeurys51 ('16)
 Benitez, Armando.43 ('01)
 Familia, Jeurys43 ('15)
 Benitez, Armando 41 ('00)
 Wagner, Billy40 ('06)
 Franco, John38 ('98)
 Franco, John36 ('97)
 Rodriguez, Francisco35 ('09)
 Wagner, Billy34 ('07)
 Franco, John33 ('90)
 Benitez, Armando.33 ('02)

K/BB RATE*

Saberhagen, Bret 11.00 ('94)
 Harvey, Matt 6.16 ('13)
 deGrom, Jacob.5.85 ('18)
 deGrom, Jacob.5.80 ('19)
 Colón, Bartolo.....5.67 ('15)
 deGrom, Jacob.5.39 ('15)
 Reed, Rick 5.28 ('98)
 Harvey, Matt 5.08 ('15)
 Syndergaard, N 5.07 ('16)
 Colón, Bartolo....5.03 ('14)

COMPLETE GAMES

Seaver, Tom21 ('71)
 Seaver, Tom19 ('70)
 Seaver, Tom18 ('67)
 Seaver, Tom18 ('69)
 Seaver, Tom18 ('73)
 Koonsman, Jerry17 ('68)
 Koonsman, Jerry17 ('76)
 Koonsman, Jerry16 ('69)
 Gooden, Dwight ...16 ('85)
 Matlack, Jon16 ('76)

HITS ALLOWED

Craig, Roger261 ('62)
 Viola, Frank259 ('91)
 Koonsman, Jerry ..258 ('74)
 Fisher, Jack256 ('64)
 Fisher, Jack252 ('65)
 Fisher, Jack251 ('67)
 Craig, Roger249 ('63)
 Jackson, Al244 ('62)
 Gooden, Dwight 242 ('88)
 Swan, Craig241 ('79)

SHUTOUTS

Gooden, Dwight ...8 ('85)
 Koonsman, Jerry7 ('68)
 Matlack, Jon7 ('74)
 Koonsman, Jerry6 ('69)
 Matlack, Jon6 ('76)
 Seaver, Tom5 ('74-'76,'68-'69)
 Ojeda, Bobby5 ('88)
 Cone, David5 ('92)

HOME RUNS ALLOWED

Craig, Roger35 ('62)
 Astacio, Pedro32 ('02)
 Hook, Jay31 ('62)
 Harnisch, Pete30 ('96)
 Reed, Rick30 ('98)
 Reed, Rick28 ('00)
 Craig, Roger28 ('63)
 Trachsel, Steve28 ('01)
 deGrom, Jacob28 ('17)
 Capuano, Chris27 ('11)
 Matz, Steven27 ('19)

QUALITY STARTS

Gooden, Dwight ...33 ('85)
 Seaver, Tom31 ('68)
 Seaver, Tom31 ('71)
 Seaver, Tom31 ('73)
 Seaver, Tom29 ('69)
 Santana, Johan ...28 ('08)
 deGrom, Jacob28 ('18)
 Five tied with27

WINS

Seaver, Tom25 ('69)
 Gooden, Dwight ..24 ('85)
 Seaver, Tom22 ('75)
 Seaver, Tom21 ('72)
 Koonsman, Jerry21 ('76)
 Seaver, Tom20 ('71)
 Cone, David20 ('88)
 Viola, Frank20 ('90)
 Dickey, R.A.20 ('12)
 Three tied with19

RUNS ALLOWED

Hook, Jay137 ('62)
 Craig, Roger133 ('62)
 Jackson, Al132 ('62)
 Jackson, Al128 ('63)
 Fisher, Jack124 ('64)
 Fisher, Jack121 ('65)
 Fisher, Jack121 ('67)
 Torrez, Mike120 ('83)
 Craig, Roger117 ('63)
 Espinosa, Niño117 ('78)

STRIKEOUTS

Seaver, Tom289 ('71)
 Seaver, Tom283 ('70)
 Gooden, Dwight 276 ('84)
 deGrom, Jacob...269 ('18)
 Gooden, Dwight 268 ('85)
 deGrom, Jacob...255 ('19)
 Seaver, Tom251 ('73)
 Seaver, Tom249 ('72)
 Seaver, Tom243 ('75)
 Cone, David241 ('91)

HOLDS

Reed, Addison40 ('16)
 Heilman, Aaron27 ('06)
 Weathers, David ...26 ('03)
 Stanton, Mike25 ('04)
 Feliciano, Pedro ...24 ('09)
 Feliciano, Pedro23 ('10)
 Familia, Jeurys23 ('14)
 Heilman, Aaron22 ('07)
 Five tied at21

WHIP*

deGrom, Jacob0.912 ('18)
 Harvey, Matt0.931 ('13)
 Seaver, Tom0.946 ('71)
 Martinez, Pedro 0.949 ('05)
 Gooden, Dwight...0.965 ('85)
 deGrom, Jacob0.971 ('19)
 Seaver, Tom0.976 ('73)
 Seaver, Tom0.978 ('68)
 deGrom, Jacob0.979 ('15)
 Ojeda, Bobby ..1.004 ('88)

* minimum 162.0 innings pitched

ROOKIE BATTING LEADERS

HOME RUNS

ALONSO, PETE 53 ('19)
 Strawberry, Darryl... 26 ('83)
 Davis, Ike19 ('10)
 Swoboda, Ron.....19 ('65)
 Milner, John17 ('72)
 Payton, Jay17 ('00)
 Lewis, Johnny15 ('65)
 Agbayani, Benny...14 ('99)
 Wright, David14 ('04)
 Four tied at.....13

RUNS BATTED IN

ALONSO, PETE120 ('19)
 Strawberry, Darryl 74 ('83)
 Wigginton, Ty..... 71 ('03)
 Davis, Ike71 ('10)
 Henderson, Steve...65 ('77)
 Payton, Jay62 ('00)
 Phillips, Jason 58 ('03)
 Jones, Cleon 57 ('66)
 Jefferies, Gregg56 ('89)
 Shinjo, Tsuyoshi.....56 ('01)

STOLEN BASES

Wilson, Mookie..... 24 ('81)
 Mazzilli, Lee..... 22 ('77)
 Jefferies, Gregg... 21 ('89)
 Strawberry, Darryl 19 ('83)
 Jones, Cleon16 ('66)
 Dykstra, Lenny 15 ('85)
 Matsui, Kazuo.....14 ('04)
 Reyes, José..... 13 ('03)
 Wigginton, Ty..... 12 ('03)
 Gómez, Carlos..... 12 ('07)

TOTAL BASES

ALONSO, PETE 348 ('19)
 Davis, Ike230 ('10)
 Wigginton, Ty..... 227 ('03)
 Payton, Jay218 ('00)
 Strawberry, Darryl.215 ('83)
 Hunt, Ron211 ('63)
 Jefferies, Gregg.199 ('89)
 Jones, Cleon184 ('66)
 Lewis, Johnny183 ('65)
 Mazzilli, Lee182 ('77)
 Matsui, Kazuo 182 ('04)

EXTRA-BASE HITS

ALONSO, PETE 85 ('19)
 Wigginton, Ty 53 ('03)
 Davis, Ike53 ('10)
 Strawberry, Darryl...48 ('83)
 Hunt, Ron42 ('63)
 Jefferies, Gregg...42 ('89)
 Payton, Jay 41 ('00)
 Matsui, Kazuo41 ('04)
 d'Arnaud, Travis38 ('14)
 Swoboda, Ron..... 37 ('65)

AVERAGE*

Brooks, Hubie.... .307 ('81)
 Phillips, Jason... .298 ('03)
 Henderson, Steve. .297 ('77)
 Payton, Jay291 ('00)
 Alfonzo, Edgardo .278 ('95)
 Mitchell, Kevin... .277 ('86)
 Jones, Cleon275 ('66)
 Hunt, Ron272 ('63)
 Matsui, Kazuo.... .272 ('04)
 Wilson, Mookie.. .271 ('81)

GAMES

ALONSO, PETE161 ('19)
 Mazzilli, Lee159 ('77)
 Wigginton, Ty 156 ('03)
 Ordoñez, Rey 151 ('96)
 Elster, Kevin 149 ('88)
 Payton, Jay149 ('00)
 Lewis, Johnny148 ('65)
 Davis, Ike147 ('10)
 Hunt, Ron143 ('63)
 Gardenhire, Ron..141 ('82)
 Jefferies, Gregg. 141 ('89)

AT-BATS

ALONSO, PETE597 ('19)
 Wigginton, Ty 573 ('03)
 Mazzilli, Lee537 ('77)
 Hunt, Ron533 ('63)
 Davis, Ike523 ('10)
 Jefferies, Gregg508 ('89)
 Ordoñez, Rey502 ('96)
 Jones, Cleon495 ('66)
 Payton, Jay488 ('00)
 Lewis, Johnny477 ('65)

RUNS

ALONSO, PETE103 ('19)
 Jones, Cleon 74 ('66)
 Wigginton, Ty73 ('03)
 Davis, Ike73 ('10)
 Jefferies, Gregg...72 ('89)
 Henderson, Steve. 67 ('77)
 Mazzilli, Lee66 ('77)
 Matsui, Kazuo65 ('04)
 Hunt, Ron64 ('63)
 Lewis, Johnny64 ('65)

HITS

ALONSO, PETE155 ('19)
 Wigginton, Ty146 ('03)
 Hunt, Ron145 ('63)
 Payton, Jay142 ('00)
 Davis, Ike138 ('10)
 Jones, Cleon136 ('66)
 Mazzilli, Lee134 ('77)
 Jefferies, Gregg. 131 ('89)
 Ordoñez, Rey129 ('96)
 Matsui, Kauo..... 125 ('04)

DOUBLES

Wigginton, Ty 36 ('03)
 Davis, Ike33 ('10)
 Matsui, Kazuo..... 32 ('04)
ALONSO, PETE30 ('19)
 Turner, Justin.....30 ('11)
 Hunt, Ron28 ('63)
 Jefferies, Gregg...28 ('89)
 Phillips, Jason.....25 ('03)
 Mazzilli, Lee24 ('77)
 Payton, Jay 23 ('00)
 Shinjo, Tsuyoshi...23 ('01)

TRIPLES

Wilson, Mookie.....8 ('81)
 Strawberry,Darryl...7 ('83)
McNEIL, JEFF.....6 ('18)
 Henderson, Steve...6 ('77)
 Burnitz, Jeromy.....6 ('93)
 Wigginton, Ty.....6 ('03)
 Alfonzo, Edgardo...5 ('95)
 Lagares, Juan.....5 ('13)
 Six tied with 4

WALKS

ALONSO, PETE72 ('19)
 Mazzilli, Lee 72 ('77)
 Davis, Ike72 ('10)
 Lewis, Johnny59 ('65)
 Milner, John51 ('72)
 Hickman, Jim.....47 ('62)
 Strawberry, Darryl 47 ('83)
 Wigginton, Ty46 ('03)
 Henderson, Steve.43 ('77)
 Hunt, Ron40 ('63)
 Garrett, Wayne....40 ('69)
 Matsui, Kazuo.....40 ('04)

SLUGGING PCT.*

ALONSO, PETE583 ('19)
 Strawberry, Darryl .512 ('83)
 Henderson, Steve.480 ('77)
 Mitchell, Kevin... .466 ('86)
 Payton, Jay447 ('00)
 Phillips, Jason... .442 ('03)
 Davis, Ike440 ('10)
 Swoboda, Ron... .424 ('65)
 Milner, John..... .423 ('72)
 d'Arnaud, Travis......416 ('14)

ON-BASE PERCENTAGE*

Phillips, Jason373 ('03)
 Henderson, Steve... .372 ('77)
ALONSO, PETE358 ('19)
 Davis, Ike351 ('10)
 Brooks, Hubie... .345 ('81)
 Mitchell, Kevin... .344 ('86)
 Milner, John..... .340 ('72)
 Mazzilli, Lee340 ('77)
 Strawberry,Darryl...336 ('83)
 Hunt, Ron334 ('63)

OPS*

ALONSO, PETE941 ('19)
 Henderson, Steve... .852 ('77)
 Strawberry, Darryl. .848 ('83)
 Phillips, Jason815 ('03)
 Mitchell, Kevin... .811 ('86)
 Davis, Ike791 ('10)
 Payton, Jay778 ('00)
 Milner, John762 ('72)
 Brooks, Hubie... .756 ('81)
 Hunt, Ron730 ('63)

* Min. 350 plate appearances

ROOKIE PITCHING LEADERS

GAMES

Familia, Jeurys..... 76 ('14)
 Rice, Scott73 ('13)
 Parnell, Bobby..... 68 ('09)
 Sisk, Doug.....67 ('83)
 Wakefield, Bill.....62 ('64)
 McDowell, Roger ..62 ('85)
 Reardon, Jeff61 ('80)
 Beato, Pedro.....60 ('11)
 Bearnarth, Larry.....58 ('63)
 Robles, Hansel.....57 ('15)
 Sewald, Paul57 ('17)

LOSSES

Jackson, Al.....20 ('62)
 Anderson, Craig.....17 ('62)
 Young, Anthony14 ('92)
 Seaver, Tom.....13 ('67)
 Tate, Randy.....13 ('75)
 Koonsman, Jerry.....12 ('68)
 Gentry, Gary.....12 ('69)
 Wilson, Paul12 ('96)
 Seo, Jae-Weong...12 ('03)
 Bruhert, Mike.....11 ('78)

SHUTOUTS

Koonsman, Jerry.....7 ('68)
 Jackson, Al.....4 ('62)
 Matlack, Jon.....4 ('72)
 Gentry, Gary.....3 ('69)
 Gooden, Dwight3 ('84)
 Seaver, Tom.....2 ('67)
 Terrell, Walt.....2 ('83)
 Darling, Ron2 ('84)
 Many tied with 1

HOLDS

Familia, Jeurys..... 23 ('14)
 Rice, Scott 17 ('13)
 Parnell, Bobby.....16 ('09)
 Sewald, Paul 13 ('17)
 Black, Vic12 ('14)
 Robles, Hansel.....12 ('15)
 Beato, Pedro..... 11 ('11)
 Smith, Joe.....10 ('07)
 Lidle, Cory 9 ('97)
 Myers, Randy.....7 ('87)
 Smoker, Josh..... 7 ('17)

STARTS

Gentry, Gary.....35 ('69)
 Seaver, Tom.....34 ('67)
 Koonsman, Jerry ... 34 ('68)
 Jackson, Al.....33 ('62)
 Darling, Ron 33 ('84)
 Matlack, Jon 32 ('72)
 Gooden, Dwight ...31 ('84)
 Seo, Jae-Weong...31 ('03)
 Niese, Jonathon...30 ('10)
 Yoshii, Masato.....29 ('98)

INNINGS PITCHED

Koonsman, Jerry..263.2 ('68)
 Seaver, Tom.....251.0 ('67)
 Matlack, Jon....244.0 ('72)
 Gentry, Gary.....233.2 ('69)
 Jackson, Al.....231.1 ('62)
 Gooden, Dwight218.0 ('84)
 Darling, Ron205.2 ('84)
 Seo, Jae-Weong188.1 ('03)
 Niese, Jonathon.173.2 ('10)
 Yoshii, Masato...171.2 ('98)

STRIKEOUTS

Gooden, Dwight ('84)
 Koonsman, Jerry...178 ('68)
 Seaver, Tom.....170 ('67)
 Matlack, Jon.....169 ('72)
 Syndergaard, Noah....166 ('15)
 Gentry, Gary.....154 ('69)
 Niese, Jonathon..148 ('10)
 deGrom, Jacob...144 ('14)
 Darling, Ron136 ('84)
 Ryan, Nolan.....133 ('68)

HOME RUNS ALLOWED

Gentry, Gary.....24 ('69)
 Mlicki, Dave.....23 ('95)
 Yoshii, Masato.....22 ('98)
 Seaver, Tom.....19 ('67)
 Syndergaard, N.....19 ('15)
MEGILL, TYLOR..... 19 ('21)
 Anderson, Craig.....18 ('62)
 Seo, Jae-Weong...18 ('03)
 Gee, Dillon.....18 ('11)
 Four tied at17

COMPLETE GAMES

Seaver, Tom.....18 ('67)
 Koonsman, Jerry17 ('68)
 Jackson, Al.....12 ('62)
 Matlack, Jon.....8 ('72)
 Gooden, Dwight7 ('84)
 Gentry, Gary.....6 ('69)
 Terrell, Walt.....4 ('83)
 Gardner, Rob.....3 ('66)
 Ryan, Nolan.....3 ('68)
 Webb, Hank.....3 ('75)

EARNED RUNS ALLOWED

Jackson, Al.....113 ('62)
 Gentry, Gary.....89 ('69)
 Wilson, Paul89 ('96)
 Darling, Ron87 ('84)
 Puleo, Charlie.....85 ('82)
 Niese, Jonathon....81 ('10)
 Seo, Jae-Weong.80 ('03)
 Gee, Dillon.....79 ('11)
 Anderson, Craig....78 ('62)
 Seaver, Tom.....77 ('67)

ERA (min. 100 IP)

Koonsman, Jerry 2.08 ('68)
 Sisk, Doug.....2.24 ('83)
 Matlack, Jon.....2.32 ('72)
 Gooden, Dwight 2.60 ('84)
 Reardon, Jeff2.61 ('80)
 deGrom, Jacob.2.69 ('14)
 Seaver, Tom.....2.76 ('67)
 McDowell, Roger ...2.83 ('85)
 Ryan, Nolan.....3.09 ('68)
 Aguilera, Rick3.24 ('85)
 Syndergaard, N. 3.24 ('15)

WINS

Koonsman, Jerry19 ('68)
 Gooden, Dwight ...17 ('84)
 Seaver, Tom.....16 ('67)
 Matlack, Jon.....15 ('72)
 Gentry, Gary.....13 ('69)
 Gee, Dillon.....13 ('11)
 Darling, Ron12 ('84)
 Bombback, Mark10 ('80)
 Aguilera, Rick10 ('85)
 Takahashi, Hisanori.10 ('10)

WALKS

Darling, Ron104 ('84)
 Puleo, Charlie.....90 ('82)
 Tate, Randy.....86 ('75)
 Gentry, Gary.....81 ('69)
 Jackson, Al.....78 ('62)
 Seaver, Tom.....78 ('67)
 Ryan, Nolan.....75 ('68)
 Gooden, Dwight ...73 ('84)
 Matlack, Jon.....71 ('72)
 Wilson, Paul71 ('96)
 Gee, Dillon.....71 ('11)

SAVES

McDowell, Roger...17 ('85)
 Young, Anthony15 ('92)
 Sisk, Doug.....11 ('83)
 Allen, Neil.....8 ('79)
 Takahashi, Hisanori 8 ('10)
 Baldwin, Rick6 ('75)
 Reardon, Jeff6 ('80)
 Myers, Randy.....6 ('87)
 Parker, Harry5 ('73)
 Familia, Jeurys.....5 ('14)

ALL-TIME LEADERS

HOME RUNS

AT HOME (SEASON)

PETE ALONSO	27	2019
Darryl Strawberry.....	24.....	1990
Darryl Strawberry.....	21.....	1988
Howard Johnson.....	21.....	1991
Cliff Floyd.....	21.....	2005
Carlos Delgado.....	21.....	2008
David Wright.....	21.....	2008

ON THE ROAD (SEASON)

PETE ALONSO	26	2019
Carlos Beltrán.....	26.....	2006
PETE ALONSO	25	2021
PETE ALONSO	23	2022
Howard Johnson.....	23.....	1987
Dave Kingman.....	22.....	1975
Mike Piazza.....	22.....	1999
Carlos Beltrán.....	22.....	2007
Dave Kingman.....	21.....	1976
Todd Hundley.....	21.....	1996
Mike Piazza.....	21.....	2000
Mike Piazza.....	21.....	2002
Ike Davis.....	21.....	2012

IN A MONTH (INDIVIDUAL)

April	PETE ALONSO	2019	9
	Carlos Delgado.....	2006.....	9
	Dave Kingman.....	1976.....	9
	John Buck.....	2013.....	9
	Neil Walker.....	2016.....	9
May	PETE ALONSO	2019	10
	Darryl Strawberry.....	1987.....	10
	Carlos Beltrán.....	2006.....	10
June	Tommie Agee.....	1970.....	11
	Howard Johnson.....	1989.....	11
July	Dave Kingman.....	1975.....	13
August	Mike Piazza.....	1999.....	11
September	Gary Carter.....	1985.....	13

IN ANY MONTH

Dave Kingman.....	July.....	1975.....	13
Gary Carter.....	September.....	1985.....	13
PETE ALONSO	SEPTEMBER	2019	11
Tommie Agee.....	June.....	1970.....	11
Lee Mazzilli.....	July.....	1980.....	11
Howard Johnson.....	June.....	1989.....	11
Mike Piazza.....	August.....	1999.....	11

IN A MONTH (TEAM)

April.....	2017.....	37
May.....	2016.....	40
June.....	2017.....	50
July.....	2004 & 2021.....	38
August.....	2015 & 2016.....	45
September.....	2019.....	50

IN EXTRA INNINGS (CAREER)

Howard Johnson.....	9
Kevin McReynolds.....	5
Tommie Agee.....	4
Bobby Bonilla.....	4
Todd Hundley.....	4
Mike Piazza.....	4
Darryl Strawberry.....	4

AS A DESIGNATED HITTER (CAREER)

PETE ALONSO	14
Mike Piazza.....	9
DANIEL VOGELBACH	6
J.D. Davis.....	6
Yoenis Céspedes.....	5

ALL-STAR HOME RUNS

David Wright.....	2006
Lee Mazzilli.....	1979

INTERLEAGUE (SEASON)

PETE ALONSO	2021	11
Michael Conforto.....	2017.....	7
Lucas Duda.....	2014.....	7
Neil Walker.....	2016.....	7
11 tied with.....		6

INTERLEAGUE (CAREER)

PETE ALONSO	29
Mike Piazza.....	28
David Wright.....	21
Michael Conforto.....	19
Curtis Granderson.....	19
Carlos Beltrán.....	16
Cliff Floyd.....	14
Lucas Duda.....	12
Three tied with.....	11

RBI

IN A MONTH-INDIVIDUAL

April	Jeff Kent.....	1994.....	26
May	Willie Montanez.....	1978.....	28
	FRANCISCO LINDOR	2022	28
June	Mike Piazza.....	2000.....	32
July	Carlos Beltrán.....	2006.....	32
August	Mike Piazza.....	1999.....	33
September	Gary Carter.....	1985.....	34

IN ANY MONTH

Gary Carter.....	September.....	1985.....	34
Mike Piazza.....	August.....	1999.....	33
Mike Piazza.....	June.....	2000.....	32
Carlos Beltrán.....	July.....	2006.....	32
Dave Kingman.....	July.....	1975.....	31

INTERLEAGUE (SEASON)

David Wright.....	2010.....	24
PETE ALONSO	2021	19
Michael Conforto.....	2019.....	19
Mike Piazza.....	1999.....	19
Lucas Duda.....	2014.....	19
Todd Zeile.....	2000.....	17
Five tied with.....		16

INTERLEAGUE (CAREER)

David Wright.....	106
Mike Piazza.....	80
Michael Conforto.....	66
PETE ALONSO	65
José Reyes.....	61
Carlos Beltrán.....	57
Daniel Murphy.....	55
Lucas Duda.....	49

30-30 SEASONS

Player	Year	HR	SB
Howard Johnson.....	1987.....	36.....	32.....
Darryl Strawberry.....	1987.....	39.....	36.....
Howard Johnson.....	1989.....	36.....	41.....
Howard Johnson.....	1991.....	38.....	30.....
David Wright.....	2007.....	30.....	34.....

30 HOME RUN/100 RBI SEASONS

Player	Year	HR	RBI
Gary Carter.....	1985.....	32.....	100.....
Darryl Strawberry.....	1987.....	39.....	104.....
Darryl Strawberry.....	1988.....	39.....	101.....
Howard Johnson.....	1989.....	36.....	101.....
Darryl Strawberry.....	1990.....	37.....	108.....
Howard Johnson.....	1991.....	38.....	117.....
Bernard Gilkey.....	1996.....	30.....	117.....
Todd Hundley.....	1996.....	41.....	112.....
Mike Piazza.....	1999.....	40.....	124.....
Robin Ventura.....	1999.....	32.....	120.....
Mike Piazza.....	2000.....	38.....	113.....
Carlos Beltrán.....	2006.....	41.....	116.....
Carlos Delgado.....	2006.....	38.....	114.....
Carlos Beltrán.....	2007.....	33.....	112.....
David Wright.....	2007.....	30.....	107.....
David Wright.....	2008.....	33.....	124.....
Carlos Delgado.....	2008.....	38.....	115.....
PETE ALONSO.....	2019.....	53.....	120.....
PETE ALONSO.....	2022.....	40.....	131.....

NATIONAL LEAGUE LEADERS

HOME RUNS

Dave Kingman.....	1982.....	37.....
Darryl Strawberry.....	1988.....	39.....
Howard Johnson.....	1991.....	38.....
PETE ALONSO.....	2019.....	53.....

RBI

Howard Johnson.....	1991.....	117.....
PETE ALONSO.....	2022.....	131.....

BATTING AVERAGE

José Reyes.....	2011.....	.337.....
JEFF McNEIL.....	2022.....	.326.....

STOLEN BASES

José Reyes.....	2005.....	60.....
José Reyes.....	2006.....	64.....
José Reyes.....	2007.....	78.....
Eric Young Jr.....	2013.....	46.....

WINS

Tom Seaver.....	1969.....	25.....
Tom Seaver.....	1975.....	22.....
Dwight Gooden.....	1985.....	24.....

ERA

Tom Seaver.....	1970.....	2.82.....
Tom Seaver.....	1971.....	1.76.....
Tom Seaver.....	1973.....	2.08.....
Craig Swan.....	1982.....	2.43.....
Dwight Gooden.....	1985.....	1.53.....
Johan Santana.....	2008.....	2.53.....
Jacob deGrom.....	2018.....	1.70.....

STRIKEOUTS

Tom Seaver.....	1970.....	283.....
Tom Seaver.....	1971.....	289.....
Tom Seaver.....	1973.....	251.....
Tom Seaver.....	1975.....	243.....
Tom Seaver.....	1976.....	235.....
Dwight Gooden.....	1984.....	276.....
Dwight Gooden.....	1985.....	268.....
David Cone.....	1990.....	233.....
David Cone.....	1991.....	241.....
R.A. Dickey.....	2012.....	230.....
Jacob deGrom.....	2019.....	255.....
Jacob deGrom.....	2020.....	104.....

SAVES

John Franco.....	1990.....	33.....
John Franco.....	1994.....	30.....
Jeury's Familia.....	2016.....	51.....

METS ON HOLIDAYS

Easter.....	16-22.....
Mother's Day.....	31-32.....
Memorial Day.....	29-32.....
Father's Day.....	30-37.....
Independence Day.....	32-37.....
Labor Day.....	28-37-1.....

ALL-TIME TEAM STATISTICS

BATTING

Year	AVG	G	AB	R	H	2B	3B	HR	RBI	BB	SO	SB
1962	.240	161	5492	617	1318	166	40	139	573	616	991	59
1963	.219	162	5336	501	1168	156	35	96	459	457	1078	41
1964	.246	163	5566	569	1372	195	31	103	527	353	932	36
1965	.221	164	5441	495	1202	203	27	107	460	392	1129	28
1966	.239	161	5371	587	1286	187	35	98	534	446	992	55
1967	.238	162	5417	498	1288	178	23	83	461	362	981	58
1968	.228	163	5503	473	1252	178	30	81	434	379	1203	72
1969	.242	162	5427	632	1311	184	41	109	598	527	1089	66
1970	.249	162	5443	695	1358	211	42	120	640	684	1062	118
1971	.249	162	5477	588	1365	203	29	98	546	547	958	89
1972	.225	156	5135	528	1154	175	31	105	490	589	990	41
1973	.246	161	5457	608	1345	198	24	85	553	540	805	27
1974	.235	162	5468	572	1286	183	22	96	538	597	735	43
1975	.256	162	5587	646	1430	217	34	101	604	501	805	32
1976	.246	162	5415	615	1334	198	34	102	560	561	797	66
1977	.244	162	5410	587	1319	227	30	88	525	529	887	98
1978	.245	162	5433	607	1332	227	47	86	561	549	829	100
1979	.250	163	5591	593	1399	255	41	74	558	498	817	135
1980	.257	162	5478	611	1407	218	41	61	554	501	840	158
1981	.248	105	3493	348	868	136	35	57	325	304	603	103
1982	.247	162	5510	609	1361	227	26	97	568	456	1005	137
1983	.241	162	5444	575	1314	172	26	112	542	436	1031	141
1984	.257	162	5438	652	1400	235	25	107	607	500	1001	149
1985	.257	162	5549	695	1425	239	35	134	651	546	872	117
1986	.263	162	5558	783	1462	261	31	148	730	631	968	118
1987	.268	162	5601	823	1499	287	34	192	771	592	1012	159
1988	.256	160	5408	703	1387	251	24	152	659	544	842	140
1989	.246	162	5489	683	1351	280	21	147	633	504	934	158
1990	.256	162	5504	775	1410	278	21	172	734	536	851	110
1991	.244	161	5359	640	1305	250	24	117	605	578	789	153
1992	.235	162	5340	599	1254	259	17	93	564	572	956	129
1993	.248	162	5448	672	1350	228	37	158	632	448	879	79
1994	.250	113	3869	506	966	164	21	117	477	336	807	25
1995	.267	144	4958	657	1323	218	34	125	617	446	994	58
1996	.270	162	5618	746	1515	267	47	147	697	445	1069	97
1997	.262	162	5524	777	1448	274	28	153	741	550	1029	97
1998	.259	162	5510	706	1425	289	24	136	671	572	1049	62
1999	.279	163	5572	853	1553	297	14	181	814	717	994	150
2000	.263	162	5486	807	1445	281	20	198	761	675	1037	66
2001	.249	162	5459	642	1361	273	18	147	608	545	1062	66
2002	.256	161	5496	690	1409	238	22	160	650	486	1044	87
2003	.247	161	5341	642	1317	262	24	124	607	489	1035	70
2004	.249	162	5532	684	1376	289	20	185	658	512	1159	107
2005	.258	162	5505	722	1421	279	32	175	683	486	1075	153
2006	.264	162	5558	834	1469	323	41	200	800	547	1071	146
2007	.275	162	5605	804	1543	294	27	177	761	549	981	200
2008	.266	162	5606	799	1491	274	38	172	751	619	1024	138
2009	.270	162	5453	671	1472	295	49	95	631	526	928	122
2010	.249	162	5465	656	1361	266	40	128	625	502	1095	130
2011	.264	162	5600	718	1477	309	39	108	676	571	1085	130
2012	.249	162	5450	650	1357	286	21	139	625	503	1250	79
2013	.237	162	5559	619	1318	263	32	130	593	512	1384	114
2014	.239	162	5472	629	1306	275	19	125	602	516	1264	101
2015	.244	162	5527	683	1351	295	17	177	654	488	1290	51
2016	.246	162	5459	671	1342	240	19	218	649	517	1302	42
2017	.250	162	5510	735	1379	286	28	224	713	529	1291	58
2018	.234	162	5468	676	1282	265	34	170	649	566	1404	71
2019	.257	162	5624	791	1445	280	17	242	767	516	1384	56
2020	.272	60	2023	286	551	106	7	86	278	197	498	20
2021	.239	162	5210	636	1243	228	18	176	604	495	1392	54
2022	.259	162	5489	772	1422	272	27	171	735	510	1217	62

ALL-TIME TEAM STATISTICS

PITCHING

Year	ERA	G	CG	SHO	SV	IP	H	R	ER	BB	SO	HR
1962	5.04	161	43	4	10	1430.0	1577	948	801	571	772	192
1963	4.12	162	42	5	12	1427.1	1452	774	654	529	806	162
1964	4.25	163	40	10	15	1438.2	1511	776	680	466	717	130
1965	4.06	164	29	11	14	1454.2	1462	752	656	498	776	147
1966	4.17	161	37	9	22	1427.0	1497	761	661	521	773	166
1967	3.73	162	36	10	19	1433.2	1369	672	594	536	893	124
1968	2.72	163	45	25	32	1483.1	1250	499	449	430	1014	87
1969	2.99	162	51	28	35	1468.1	1217	541	487	517	1012	119
1970	3.45	162	47	10	32	1459.2	1260	630	559	575	1064	135
1971	2.99	162	42	13	22	1466.1	1227	550	487	529	1157	100
1972	3.26	156	32	12	41	1414.2	1263	578	513	486	1059	118
1973	3.26	161	47	15	40	1465.0	1345	588	531	490	1027	127
1974	3.42	162	46	15	14	1470.1	1433	646	558	504	908	99
1975	3.39	162	40	14	31	1466.0	1344	625	552	580	989	99
1976	2.94	162	53	18	25	1449.0	1248	538	473	419	1025	97
1977	3.77	162	27	12	28	1433.2	1378	663	601	490	911	118
1978	3.87	162	21	7	26	1455.1	1447	690	626	531	775	114
1979	3.84	163	16	10	36	1482.2	1486	706	633	607	819	120
1980	3.85	162	17	9	33	1451.1	1473	702	621	510	886	140
1981	3.55	105	7	3	24	926.0	906	432	365	336	490	74
1982	3.88	162	15	5	37	1447.1	1508	723	624	582	759	119
1983	3.68	162	18	7	33	1451.0	1384	680	593	615	717	97
1984	3.60	162	12	15	50	1442.2	1371	676	577	573	1028	104
1985	3.11	162	32	19	37	1488.0	1306	568	514	515	1039	111
1986	3.11	162	27	11	46	1484.0	1304	578	513	509	1083	103
1987	3.84	162	16	7	51	1454.0	1407	698	621	510	1032	135
1988	2.91	160	31	22	46	1439.0	1253	532	465	404	1100	78
1989	3.29	162	24	12	38	1454.1	1260	595	531	532	1108	115
1990	3.43	162	18	14	41	1440.0	1339	613	548	444	1217	119
1991	3.56	161	12	11	39	1437.1	1403	646	568	410	1028	108
1992	3.66	162	17	13	34	1446.2	1404	653	588	482	1025	98
1993	4.05	162	16	8	22	1438.0	1483	744	647	434	867	139
1994	4.13	113	7	3	35	1023.0	1069	526	470	332	640	117
1995	3.88	144	9	9	36	1291.0	1296	618	556	401	901	133
1996	4.22	162	10	10	41	1440.0	1517	779	675	532	999	159
1997	3.95	162	7	8	49	1459.1	1452	709	640	504	982	160
1998	3.76	162	9	16	46	1458.0	1381	645	609	532	1129	152
1999	4.27	163	5	7	49	1456.2	1372	711	691	617	1172	167
2000	4.16	162	8	10	49	1450.0	1398	738	670	574	1164	164
2001	4.07	162	6	14	48	1445.2	1418	713	654	438	1191	186
2002	3.89	161	9	10	36	1442.2	1408	703	624	543	1107	163
2003	4.48	161	3	10	38	1413.1	1497	754	704	576	907	168
2004	4.09	162	2	6	31	1449.0	1452	731	658	592	977	156
2005	3.76	162	8	11	38	1435.2	1390	648	599	491	1012	135
2006	4.14	162	5	12	43	1461.2	1402	731	673	527	1161	180
2007	4.26	162	2	10	39	1452.1	1415	750	687	570	1134	165
2008	4.07	162	5	12	43	1464.1	1415	715	662	590	1181	163
2009	4.45	162	3	12	39	1426.0	1452	757	705	616	1031	158
2010	3.70	162	8	19	36	1453.0	1438	652	597	545	1106	135
2011	4.19	162	6	9	43	1448.0	1482	742	674	514	1126	147
2012	4.09	162	7	5	36	1434.0	1368	709	651	488	1240	161
2013	3.77	162	4	10	40	1476.2	1442	684	618	458	1209	152
2014	3.49	162	1	10	42	1463.2	1370	618	568	509	1303	141
2015	3.43	162	1	14	50	1462.2	1341	613	557	383	1337	152
2016	3.57	162	1	13	55	1447.0	1397	617	574	439	1396	152
2017	5.01	162	2	5	34	1434.2	1538	863	799	593	1374	220
2018	4.07	162	3	15	41	1460.2	1364	707	661	484	1446	185
2019	4.24	162	3	12	38	1461.0	1405	737	688	500	1520	204
2020	4.98	60	0	1	11	513.1	511	308	284	219	574	81
2021	3.90	162	2	8	41	1379.1	1221	668	597	475	1453	190
2022	3.57	162	0	19	41	1438.2	1274	606	570	428	1565	169

YEAR-BY-YEAR RECORD

Year	W-L	Pct.	Pos	GB/GA	Manager
1962	40-120	.250	10	-60.5	Stengel
1963	51-111	.315	10	-48.0	Stengel
1964	53-109	.327	10	-40	Stengel
1965	50-112	.309	10	-47	Stengel-Westrum
1966	66-95	.410	9	-28.5	Westrum
1967	61-101	.377	10	-40.5	Westrum-Parker
1968	73-89	.451	9	-24	Hodges
1969	100-62	.617	1-East	+8	Hodges
1970	83-79	.512	3-East	-6	Hodges
1971	83-79	.512	3-East (T)	-14	Hodges
1972	83-73	.532	3-East	-13.5	Berra
1973	82-79	.509	1-East	+1.5	Berra
1974	71-91	.438	5-East	-17	Berra
1975	82-80	.506	3-East (T)	-10.5	Berra-McMillan
1976	86-76	.531	3-East	-15	Frazier
1977	64-98	.395	6-East	-37	Frazier-Torre
1978	66-96	.407	6-East	-24	Torre
1979	63-99	.389	6-East	-35	Torre
1980	67-95	.414	5-East	-24	Torre
1981	41-62	.398	5-East	-18.5	Torre
1982	65-97	.401	6-East	-27	Bamberger
1983	68-94	.420	6-East	-22	Bamberger-Howard
1984	90-72	.556	2-East	-6.5	Johnson
1985	98-64	.605	2-East	-3	Johnson
1986	108-54	.667	1-East	+21.5	Johnson
1987	92-70	.568	2-East	-3	Johnson
1988	100-60	.625	1-East	+15	Johnson
1989	87-75	.537	2-East	-6	Johnson
1990	91-71	.562	2-East	-4	Johnson-Harrelson
1991	77-84	.478	5-East	-20.5	Harrelson-Cabbage
1992	72-90	.444	5-East	-24.0	Torborg
1993	59-103	.364	7-East	-38.0	Torborg-Green
1994	55-58	.487	3-East	-18.5	Green
1995	69-75	.479	2-East (T)	-21.0	Green
1996	71-91	.438	4-East	-25.0	Green-Valentine
1997	88-74	.543	3-East	-13.0	Valentine
1998	88-74	.543	2-East	-18.0	Valentine
1999	97-66	.595	2-East	-6.5	Valentine
2000	94-68	.580	2-East	-1.0	Valentine
2001	82-80	.506	3-East	-6.0	Valentine
2002	75-86	.466	5-East	-26.5	Valentine
2003	66-95	.410	5-East	-34.5	Howe
2004	71-91	.438	4-East	-25.0	Howe
2005	83-79	.512	3-East (T)	-7.0	Randolph
2006	97-65	.599	1-East	+12.0	Randolph
2007	88-74	.543	2-East	-1.0	Randolph
2008	89-73	.549	2-East	-3.0	Randolph-Manuel
2009	70-92	.432	4-East	-23.0	Manuel
2010	79-83	.488	4-East	-18.0	Manuel
2011	77-85	.475	4-East	-25.0	Collins
2012	74-88	.457	4-East	-24.0	Collins
2013	74-88	.457	3-East	-22.0	Collins
2014	79-83	.488	2-East (T)	-17.0	Collins
2015	90-72	.556	1-East	+7.0	Collins
2016	87-75	.537	2-East	-8.0	Collins
2017	70-92	.432	4-East	-27.0	Collins
2018	77-85	.475	4-East	-13.0	Callaway
2019	86-76	.531	3-East	-11.0	Callaway
2020	26-34	.433	4-East (T)	-9.0	Rojas
2021	77-85	.475	3-East	-11.5	Rojas
2022	101-61	.623	2-East	--	Showalter
TOTALS	4,652-4,988	.483			

ALL-TIME WIN-LOSS BREAKDOWN

Year	Home	Road	Day	Night	vs. NL			vs. AL			1-Run	Extra Inn.	DHs	W-L-S Overall
					East	Cent	West	East	Cent	West				
1962	22-58	18-62	24-62	16-58	-	-	-	-	-	-	19-39	4-13	3-17-10	40-120
1963	34-47	17-64	32-60	19-51	-	-	-	-	-	-	18-32	8-4	3-6-10	51-111
1964	33-48	20-61	28-58	25-51	-	-	-	-	-	-	17-30	3-6	4-12-6	53-109
1965	29-52	21-60	29-57	25-51	-	-	-	-	-	-	20-32	8-6	5-11-8	50-112
1966	32-49	34-46	34-47	32-48	-	-	-	-	-	-	25-24	5-7	5-6-12	66-95
1967	36-42	25-59	28-42	33-59	-	-	-	-	-	-	24-30	9-9	4-8-13	61-101
1968	32-49	41-40	30-43	43-47	-	-	-	-	-	-	26-37	2-13	2-9-11	73-89
1969	52-30	48-32	45-30	55-32	57-33	-	43-29	-	-	-	41-23	10-6	11-3-8	100-62
1970	44-38	39-41	41-30	42-49	50-40	-	33-39	-	-	-	24-27	9-11	3-2-8	83-79
1971	44-37	39-42	32-38	51-41	49-41	-	34-38	-	-	-	31-27	13-9	4-2-5	83-79
1972	41-37	42-36	33-32	50-41	48-36	-	35-37	-	-	-	33-15	7-6	3-1-6	83-73
1973	43-38	39-41	28-34	54-45	48-41	-	34-38	-	-	-	31-32	7-12	2-3-8	82-79
1974	36-45	35-46	37-32	34-59	39-51	-	42-40	-	-	-	17-36	4-16	2-11-5	71-91
1975	42-39	40-41	30-33	52-47	40-50	-	32-30	-	-	-	23-29	8-10	1-7-6	82-80
1976	45-37	41-39	40-31	46-45	47-43	-	39-33	-	-	-	30-30	3-8	1-2-6	86-76
1977	35-44	29-54	29-36	35-62	34-56	-	30-42	-	-	-	18-28	7-5	1-6-9	64-98
1978	33-47	33-49	24-39	42-57	37-53	-	29-43	-	-	-	27-35	8-17	1-3-8	66-96
1979	28-53	35-46	28-38	35-61	33-57	-	30-42	-	-	-	24-35	7-12	2-8-9	63-99
1980	38-44	29-51	31-41	36-54	41-49	-	26-46	-	-	-	26-34	8-13	2-4-6	67-95
1981	24-27	17-35	22-20	19-42	27-32	-	14-30	-	-	-	14-12	6-1	0-2-3	41-62
1982	33-48	32-49	25-27	40-70	37-53	-	28-44	-	-	-	23-31	7-9	0-5-6	65-97
1983	41-41	27-53	23-28	45-66	40-50	-	28-44	-	-	-	28-29	12-4	4-2-5	68-94
1984	48-33	42-39	25-32	65-40	46-44	-	44-28	-	-	-	29-20	11-1	4-3-2	90-72
1985	51-30	47-34	36-25	62-39	52-38	-	46-26	-	-	-	33-31	12-10	2-1-2	98-64
1986	55-26	53-28	42-19	66-35	59-31	-	49-23	-	-	-	29-20	13-10	4-1-4	108-54
1987	49-32	43-38	27-29	65-41	53-37	-	39-33	-	-	-	29-23	5-11	2-0-1	92-70
1988	56-24	44-36	34-20	66-40	57-33	-	43-27	-	-	-	31-21	9-5	2-0-1	100-60
1989	51-30	36-45	24-32	63-43	48-42	-	39-33	-	-	-	22-30	8-10	2-1-0	87-75
1990	52-29	39-42	31-26	60-45	51-39	-	40-32	-	-	-	23-28	5-5	2-2-3	91-71
1991	40-42	37-42	24-29	53-55	44-45	-	33-39	-	-	-	20-29	8-8	0-0-3	77-84
1992	41-40	31-50	21-27	51-63	34-56	-	38-34	-	-	-	24-30	4-9	1-2-2	72-90
1993	28-53	31-50	21-38	38-65	30-48	-	29-55	-	-	-	19-35	8-7	0-1-2	59-103
1994	23-30	32-28	18-18	37-40	15-21	21-14	19-23	-	-	-	19-20	4-8	0-0-1	55-58
1995	40-32	29-43	17-23	52-52	27-25	21-24	21-26	-	-	-	21-24	9-7	1-0-0	69-75
1996	42-39	29-52	27-31	44-60	25-27	28-33	18-31	-	-	-	23-35	8-8	1-1-3	71-91
1997	50-31	38-43	37-26	51-48	29-19	34-21	18-26	7-8	-	-	21-27	11-7	0-1-3	88-74
1998	47-34	41-40	33-26	55-48	22-26	33-21	24-20	9-7	-	-	35-26	7-9	4-1-3	88-74
1999	49-32	48-34	32-23	65-43	27-23	33-18	25-19	12-6	-	-	27-19	6-5	1-0-1	97-66
2000	55-26	39-42	33-24	61-44	27-23	34-16	24-20	9-9	-	-	29-20	10-8	3-0-0	94-68
2001	44-37	38-43	22-34	60-46	43-33	15-21	14-18	10-8	-	-	30-20	10-10	0-0-0	82-80
2002	38-43	37-43	21-33	54-53	35-41	20-15	10-22	3-3	7-5	-	27-26	5-9	0-2-1	75-86
2003	34-46	32-49	21-30	45-65	27-49	17-22	17-14	0-6	-	5-4	15-28	1-6	0-3-0	66-95
2004	38-43	33-48	25-31	46-60	29-47	15-21	17-15	4-2	6-6	-	23-24	11-6	0-1-2	71-91
2005	48-33	35-46	26-26	57-53	38-36	20-21	20-12	3-3	-	2-7	21-24	8-6	0-0-1	83-79
2006	50-31	47-34	36-19	61-46	45-29	23-17	23-10	6-9	-	-	31-16	9-5	1-0-2	97-65
2007	41-40	47-34	30-22	58-52	35-37	28-12	17-18	3-3	2-4	3-0	22-15	7-8	0-0-0	88-74
2008	48-33	41-40	29-25	60-48	40-32	20-20	20-15	4-2	-	5-4	16-19	9-9	0-0-2	89-73
2009	41-40	29-52	30-25	40-67	28-44	23-17	14-21	5-10	-	-	19-24	4-7	0-0-0	70-92
2010	47-34	32-49	22-26	57-57	31-41	21-19	14-18	6-3	7-2	-	25-30	7-9	1-1-0	79-83
2011	34-47	43-38	24-26	53-59	33-39	19-20	16-17	2-4	2-1	5-4	21-28	7-7	1-3-0	77-85
2012	36-45	38-43	33-26	41-62	32-40	17-22	17-19	8-7	-	-	20-22	3-7	0-1-0	74-88
2013	33-48	41-40	31-34	43-54	34-42	12-21	17-16	4-0	7-9	-	29-28	8-12	1-1-2	74-88
2014	40-41	39-42	31-22	48-61	38-38	16-18	14-18	2-2	-	9-7	26-29	7-8	0-0-2	79-83
2015	49-32	41-40	32-17	58-55	47-29	13-20	21-12	9-11	-	-	25-24	9-6	0-1-0	90-72
2016	44-37	43-38	29-17	58-58	40-36	22-10	13-21	2-2	10-6	-	25-22	8-5	0-1-1	87-75
2017	37-44	33-48	14-33	56-59	37-39	14-19	12-21	0-4	-	7-9	21-24	3-8	1-1-2	70-92
2018	37-44	40-41	26-27	51-58	40-36	13-20	16-17	8-12	-	-	16-26	9-9	1-0-3	77-85
2019	48-33	38-43	28-23	58-53	40-36	14-19	17-16	2-2	13-3	-	24-23	7-9	1-0-1	86-76
2020	12-17	14-17	6-13	20-21	17-23	-	-	9-11	-	-	6-11	1-4	1-3-0	26-34
2021	47-34	30-51	28-21	49-64	39-37	13-20	16-17	9-11	-	-	31-35	11-7	4-0-10	77-85
2022	54-27	47-34	39-19	62-42	50-26	23-10	19-14	2-2	-	7-9	21-15	10-2	6-0-4	101-61

TOTALS

Home	2178-2646	vs. NL East	2071-2072	vs. AL East	138-147	1-Run	1467-1598
Road	2474-2342	vs. NL Cent	582-531	vs. AL Cent	54-36	Extra Inn.	448-485
Day	1743-1865	vs. NL West	1370-1421	vs. AL West	43-44	DH W-L-S	110-162-232
Night	2909-3123					Overall	4652-4988

MONTHLY WIN-LOSS BREAKDOWN

Month	Most Wins	Fewest Wins	2022	Total
March	2-1 (2019) 2-0 (2018)	0-1 (2003) 0-1 (2014)	0-0	5-3
April	16-8 (2006) 16-10 (2002)	2-10 (1964)	15-7	629-599
May	21-7 (1972)	8-21 (1977) 8-18 (1979)	19-10	792-845-2
June	21-7 (1990)	5-21 (2018)	13-12	770-873-1
July	21-7 (1985) 21-9 (1984)	4-25 (1963)	17-8	792-823
August	21-11 (1986) 21-10 (1969)	5-24 (1982)	19-11	815-930
September	23-7 (1969)	6-18 (1962)	15-11	784-862-2
October	5-0 (1986) 5-1 (1972)	0-3 (2 Times)	3-0	63-50-2

*1981, 1994, 1995 and 2020 low totals not reflected due to shortened season.

MOST GAMES PLAYED BY POSITION

OUTFIELD

Cleon Jones.....	1103
Darryl Strawberry.....	1085
Mookie Wilson.....	1037
Carlos Beltrán.....	814
Kevin McReynolds.....	774
Michael Conforto.....	715
Lee Mazzilli.....	684
Juan Lagares.....	668
Tommie Agee.....	639
Ron Swoboda.....	639

THIRD BASE

David Wright.....	1572
Howard Johnson.....	835
Wayne Garrett.....	709
Hubie Brooks.....	516
Edgardo Alfonzo.....	515

SHORTSTOP

Bud Harrelson.....	1281
José Reyes.....	1104
Rey Ordoñez.....	907
Kevin Elster.....	524
Rafael Santana.....	478

SECOND BASE

Wally Backman.....	680
Felix Millán.....	674
Doug Flynn.....	533
Edgardo Alfonzo.....	524
Daniel Murphy.....	507

FIRST BASE

Ed Kranepool.....	1304
Keith Hernandez.....	854
PETE ALONSO.....	477
Lucas Duda.....	472
John Olerud.....	463

CATCHER

Jerry Grote.....	1176
Mike Piazza.....	827
Todd Hundley.....	745
John Stearns.....	698
Gary Carter.....	566

PITCHER

John Franco.....	695
Pedro Feliciano.....	484
Jeury's Familia.....	469
Tom Seaver.....	401
Jerry Koosman.....	376

HISTORICAL RECORDS

BATTING

GAMES PLAYED

Season
162..... John Olerud, 1999
Felix Millan, 1975

Career
1,853..... Ed Kranepool

Consecutive
200..... José Reyes,
4/24/05-6/5/06

AT-BATS

Individual, Game
11..... Dave Schneck at St. Louis
9/11/74 (25 innings)

Individual, Season
696..... José Reyes, 2005

Individual, Season, Rookie
597..... Pete Alonso, 2019

Individual, Career
5,998..... David Wright

Team, Nine-Inning Game
52..... at Philadelphia (G1), 8/16/18

Team, Extra-Inning Game
89 vs. St. Louis, 9/11/74 (25 innings)

Team, Season
5,624..... 2019

RUNS

Individual, Game
6..... Edgardo Alfonzo at Houston,
8/30/99

Individual, Season
127..... Carlos Beltrán, 2006

Individual, Season, Rookie
103..... Pete Alonso, 2019

Individual, Career
949..... David Wright

Team, Most in an Inning
12..... 4/29/16 vs. San Francisco (third
inning)
(for entire list see chart on page 316)

Team, Game
24..... at Philadelphia (G1), 8/16/18

Team, Two Consecutive Games
40...at Baltimore, 8/15/18 (Won, 16-5) &
at Philadelphia (G1), 8/16/18 (Won, 24-4)

Team, Doubleheader
30.....at Philadelphia, 8/16/18
(Won 24-4 & Lost 9-6)

Team, Most In A Season
853..... 1999

Team, Fewest in a Season*
473..... 1968

HITS

Individual, Game
6..... Wilmer Flores
vs. Chicago-NL, 7/3/16
Edgardo Alfonzo
at Houston, 8/30/99

Individual, Season
227..... Lance Johnson, 1996

Individual, Season, Rookie
155..... Pete Alonso, 2019

Individual, Career
1,777..... David Wright

Team, Most in an Inning
10..... vs. Atlanta, 8/18/09
(fourth inning)

Team, Nine-Inning Game
25..... at Philadelphia (G1), 8/16/18

Team, Extra-Inning Game
28..... at Atlanta, 7/4/85
(19 innings)

Team, Most, Season
1,553..... 1999

Team, Fewest, Season*
1,168..... 1963

HITTING STREAKS

Individual, Consecutive Games
30..... Moises Alou,
8/23-9/26/07

Consecutive Games, Lefthander
23..... John Olerud,
7/19-8/9/98

Consecutive Games, Rookie
23..... Mike Vail,
8/22-9/15/75

Consecutive At-bats With a Hit
9..... José Vizcaino, 4/23-4/25/96

**Individual, Consecutive Games
on Road**
24..... José Reyes,
6/28-9/24/10

**Individual, Consecutive Games at
Home**
22..... Edgardo Alfonzo,
5/16-7/6/97

SINGLES

Individual, Nine-Inning Game
5..... Dave Magadan
vs. Houston (G2), 7/24/87

Individual, Extra-Inning Game
5 (two times)..... Jim Hickman
at Atlanta, 9/30/64 (12 innings)
Gary Carter
at Atlanta, 7/4/85 (19 innings)

Team, Nine-Inning Game
18..... at Atlanta, 8/15/19
..... at Atlanta, 8/7/71

Team, Extra-Inning Game
23..... at Atlanta, 7/4/85
(19 innings)

Team, Most, Season
1,087..... 1980

DOUBLES

Individual, Game
3 (31 times)..... last, Jeff McNeil
at Washington, 8/3/22

Individual, Season
44..... Bernard Gilkey, 1996

Individual, Season, Rookie
36..... Ty Wigginton, 2003

Individual, Career
390..... David Wright

Team, Most, Game
10..... at Montreal, 9/27/01

Team, Most, Season
323..... 2006

TRIPLES

Individual, Game
3..... Doug Flynn
at Montreal, 8/5/80

Individual, Season
21..... Lance Johnson, 1996

Individual, Season, Rookie
8..... Mookie Wilson, 1981

Individual, Career
110..... José Reyes

Team, Most, Nine-Inning Game
4..... vs. Chicago, 5/23/70

Team, Most, Extra-Inning Game
4..... vs. San Diego, 7/6/79
(12 innings)

Team, Most, Season
49..... 2009

IMMACULATE INNINGS

Nolan Ryan and David Cone are the only pitchers in Mets history to strike out the side on nine pitches... Ryan did it in the third inning on April 19, 1968 vs. Los Angeles (Claude Osteen, Wes Parker and Zoilo Versalles)...Cone did it in the fifth inning on August 30, 1991 at Cincinnati (Herm Winningham, Randy Myers and Mariano Duncan).

HOME RUNS

Individual, Game

3 (15 times) Francisco Lindor vs. New York-AL, 9/12/21
 Robinson Canó vs. San Diego, 7/23/19
 Yoenis Céspedes at Philadelphia, 4/11/17
 Yoenis Céspedes at Colorado, 8/21/15
 Lucas Duda vs. San Diego, 7/29/15
 Kirk Nieuwenhuis vs. Arizona, 7/12/15
 Ike Davis at Arizona, 7/28/12
 Carlos Beltrán at Colorado, 5/12/11
 José Reyes at Philadelphia, 8/15/06
 Edgardo Alfonzo at Houston, 8/30/99
 Gary Carter at San Diego, 9/3/85
 Darryl Strawberry at Chicago, 8/5/85
 Claudell Washington at Los Angeles, 6/22/80
 Dave Kingman at Los Angeles, 6/4/76
 Jim Hickman at St. Louis, 9/3/65

Individual, Game, Each Side of the Plate

25 times last, Francisco Lindor vs. Arizona, 4/15/22
 (for entire list see chart on page 121)

Individual, Two Consecutive Games (Total)

5 Gary Carter, 9/3-9/4/85

Individual, Three Consecutive Games (Total)

6 Frank Thomas, 8/1, 8/2 & 8/3/62

Individual, Consecutive Games with a home run (regular season)

5 Richard Hidalgo, 7/1-7/5/04

Individual, Consecutive Games with a home run (postseason)

6 Daniel Murphy, 10/13-10/21/15

Individual, Consecutive at-bats

3, Many times last, Yoenis Céspedes, 8/21/15

Individual, First Major League At-Bat

5 times Brett Baty at Atlanta, 8/17/22
 Mike Jacobs vs. Washington, 8/31/05
 Kazuo Matsui at Atlanta, 6/6/04
 Mike Fitzgerald at Philadelphia, 9/13/83
 Benny Ayala vs. Houston, 8/27/74

Individual, Season

53 Pete Alonso, 2019

Individual, Season, Lefthander

39 ... Darryl Strawberry, 1987 & 1988

Individual, Season, Rookie

53 Pete Alonso, 2019 (ML record)

Individual, Season, at Home

27 Pete Alonso, 2019

Individual, Season, on the Road

26 (twice) Pete Alonso, 2019
 Carlos Beltrán, 2006

Individual, One Month (Total)

13 (twice) Dave Kingman, July, 1975
 Gary Carter, September, 1985

Individual, Career

252 Darryl Strawberry

Individual, Career, Righthander

242 David Wright

Individual, Career, Switch-Hitter

192 Howard Johnson

Individual, Career, at Home

123 Darryl Strawberry

Individual, Career, on the Road

129 Darryl Strawberry

Individual, Walkoff, Career

4 Wilmer Flores
 Mike Piazza
 Kevin McReynolds
 Cleon Jones
 Chris Jones

Individual, Career, Designated Hitter

14 Pete Alonso

Individual, 1-0 Games Decided by a HR

(for 1-0 wins by a HR, see page 317)
 (for 1-0 losses by a HR, see page 157)

Individual, Grand Slams, Game

1 last, Eduardo Escobar, 9/23/22 at Oakland

(for list see chart on page 437)

Individual, Grand Slams, Season

3 (four times) ... Carlos Beltrán, 2006
 Mike Piazza, 2000
 Robin Ventura, 1999
 John Milner, 1976

Individual, Grand Slams, Career

6 Mike Piazza

Team, Grand Slams, Game

2 6/28/11 at Detroit
 Jason Bay and Carlos Beltrán
 7/16/06 at Chicago-NL
 Cliff Floyd and Carlos Beltrán

Individual, Grand Slams, Pitcher

1 (twice) Jack Hamilton vs. St. Louis, 5/20/67 (Al Jackson)
 Carl Willey vs. Houston, 7/15/63 (Ken Johnson)

Team, Grand Slams, Season

10 2006

Individual, Leadoff, Season

7 Curtis Granderson, 2015
 Curtis Granderson, 2016

Individual, Leadoff, Career

21 José Reyes

Team, Leadoff, Season

11 2017

Individual, Inside the park, Career

2 Angel Pagan
 Darryl Strawberry

(for list see chart on page 356)

Individual, Extra-Innings, Career

9 Howard Johnson

Individual, Interleague, Season

11 Pete Alonso, 2021

Individual, Interleague, Career

28 Mike Piazza

Team, Consecutive Home Runs in One Inning

3 (nine times)
 vs. Washington 10/4/22 (game 2), first inning (Nimmo, Lindor, McNeil)
 at Philadelphia, 8/7/21, ninth inning (Conforto, Villar, McCann)
 vs. Philadelphia, 6/7/07, sixth inning (Delgado, Wright, Lo Duca)
 vs. Philadelphia, 4/17/89, third inning (Strawberry-McReynolds-Hernandez)
 at Cincinnati, 5/1/88, fifth inning (Teufel-Hernandez-Strawberry)
 at Atlanta, 7/27/86, third inning (Carter-Strawberry-Mitchell)
 at San Diego, 7/20/74, fifth inning (Theodore-Staub-Jones)
 at Montreal, 5/18/70, eighth inning (Marshall-Foy-Grote)
 ..vs. Philadelphia, 4/28/62, sixth inning (Thomas-Neal-Hodges)

Team, Most, Game

8 8/24/15
 at Philadelphia (Flores-2, Wright, Lagares, d'Arnaud, Cuddyer, Murphy, Céspedes)

Team, First Three Batters of Game

vs. Washington, 10/4/22 (G2), (Nimmo, Lindor, McNeil)

Team, First Two Batters of Game

three times 7/12/07 vs. Cincinnati (Reyes, Gotay)
 8/26/16 vs. Philadelphia (Reyes, Cabrera)
 6/6/19 vs. San Francisco (Rosario, D. Smith)

Team, Consecutive Games with a HR

21 7/16-8/5/96

Team, Consecutive Games without a HR

17 8/27-9/13/80

Team, Most, Month

50 (twice) September, 2019
 June, 2017

Team, Most, Season

242 2019

Team, Fewest, Season*

61 1980

Individual, Pitcher, Game

2 (twice) Noah Syndergaard at Los Angeles-NL, 5/11/16
 Walt Terrell at Chicago, 8/6/83

RBI

Individual, Game
 9.....Carlos Delgado
 at New York-AL (G1), 6/27/08

Individual Rookie, Game
 7.....Jeremy Burnitz
 at Montreal, 8/5/93

Individual, Consecutive Games
 15.....Mike Piazza, 6/14-7/2/00

Individual, One Month
 34.....Gary Carter, September, 1985

Individual, Season
 131.....Pete Alonso, 2022

Individual, Season, Lefthander
 120.....Robin Ventura, 1999

Individual, Season, Rookie
 120.....Pete Alonso, 2019

Individual, Career
 956.....David Wright

Team, Most, Game
 22.....at Chicago, 8/16/87

Team, Most, Season
 814.....1999

TOTAL BASES

Individual, Game
 16.....Edgardo Alfonzo at Houston,
 8/30/99 (3-HR, 2B, 2-1B)

Individual, Season
 348.....Pete Alonso, 2019

Individual, Season, Switch-Hitter
 319.....Howard Johnson, 1989

Individual, Season, Lefthander
 327.....Lance Johnson, 1996

Individual, Career
 2,945.....David Wright

Team, Most, Game
 51.....at Philadelphia, 8/24/15

Team, Most, Season
 2,485.....2019

EXTRA-BASE HITS

Individual, Game
 4 (11 times) ...last, Yoenis Céspedes
 at Philadelphia, 4/11/17

Individual, Consecutive Games
 9... Yoenis Céspedes, 4/15-4/29/16

Individual, Season
 85.....Pete Alonso, 2019

Individual, Rookie, Season
 85.....Pete Alonso, 2019

Individual Career
 658.....David Wright

Team, Most, Game
 15.....at Philadelphia, 8/24/15

Team, Most, Season
 564.....2006

STOLEN BASES

Individual, Game
 4 (four times).....David Wright
 at San Francisco, 5/14/09
 Roger Cedeño
 at Philadelphia, 5/14/99
 Vince Coleman
 vs. Montreal, 6/23/93
 and at St. Louis, 6/26/92

**Individual, Consecutive Games
 With a Stolen Base**
 6 (three times)José Reyes,
 8/21-8/26/07
 José Reyes,
 7/17-7/23/05
 Vince Coleman,
 5/1-5/8/91

Individual, Season
 78.....José Reyes, 2007

Individual, Season, Rookie
 24.....Mookie Wilson, 1981

**Individual, Consecutive
 Without Being Caught**
 33.....Kevin McReynolds
 6/7/87-4/9/89

Individual, Career
 403.....José Reyes

Team, Most, Game
 7.....at San Francisco, 5/14/09
 (Wright-4, Cora, Beltrán, Sheffield)

**Team, Most Over Two
 Consecutive Games**
 11 (three times)8/7-8/18/87
 8/15-8/26/07
 5/14-5/15/09

Team, Most, Season
 200.....2007

Team, Fewest, Season*
 27.....1973

CAUGHT STEALING

Individual, Nine-Inning Game
 2 (34 times) last, José Reyes
 vs. Philadelphia, 9/15/07

Individual, Extra-Inning Game
 3.....Lenny Randle
 at Montreal, 4/15/78 (11 innings)

Team, Nine-Inning Game
 4.....at Montreal, 8/3/79

Team, Extra-Inning Inning Game
 4 (twice)last, at Pittsburgh,
 9/20/80

Individual, Season
 21 (twice).....José Reyes, 2007
 Lenny Randle, 1977

Individual, Career
 100.....José Reyes

Team, Season
 99.....1980

SACRIFICE HITS

Individual, Game
 3.....Livan Hernandez
 at Florida, 4/11/09
Sid Fernandez
 vs. Houston (G1), 7/24/87

Individual, Season
 24.....Felix Millan, 1974

Individual, Career
 85 (twice).....Dwight Gooden
 Jerry Koosman

Team, Most, Nine-Inning Game
 5.....at Atlanta, 7/18/09

Team, Most, Extra-Inning Game
 5 (two times).....at Colorado,
 4/26/95 (14 innings)
 vs. Pittsburgh,
 8/10/92 (16 innings)

Team, Most, Season
 108.....1973

SACRIFICE FLIES

Individual, Game
 2 (29 times).....last, Pete Alonso
 vs. Arizona, 4/15/22

Individual, Season
 15 (twice).....Howard Johnson, 1991
 Gary Carter, 1986

Individual, Career
 65.....David Wright

Team, Most, Inning
 3.....at New York-AL (second),
 6/24/05

Team, Most, Game
 4 (three times).....at New York-AL,
 6/24/05
 vs. Philadelphia, 9/23/72
 at San Francisco, 7/26/67

Team, Most, Season
 59.....1997

SLUGGING PERCENTAGE

Season†
 .614.....Mike Piazza, 2000

Rookie†
 .583.....Pete Alonso, 2019

Career!
 .542.....Mike Piazza

Team, High
 .445.....2006

ON-BASE PERCENTAGE

Season†
 .447.....John Olerud, 1999

Rookie†
 .373.....Jason Phillips, 2003

Career!
 .425.....John Olerud

Team, High
 .363.....1999

BATTING AVERAGE

Individual, Season
 .354 John Olerud, 1998
Individual, Season† Righthander
 .340 Cleon Jones, 1969
Individual, Season† Switch-Hitter
 .337 José Reyes, 2011
Individual, Season† Rookie
 .307 Hubie Brooks, 1981
Individual, Career!
 .315 John Olerud
Individual, Career!, Righthander
 .296 David Wright & Mike Piazza
Individual, Career!, Switch-Hitter
 .283 José Reyes
Team, Highest, Season
 .279 1999
Team, Lowest, Season*
 .219 1963

STRIKEOUTS

Individual, Most, Game
 5 (six times) Javier Báez
 at Miami, 8/5/21
 Ryan Thompson
 vs. St. Louis, 9/29/93 (17 innings)
 Dave Kingman
 vs. Houston, 5/28/82
 Frank Taveras
 vs. San Diego, 5/1/79
 Ron Swoboda
 vs. St. Louis (G1), 6/22/69
 Ron Swoboda
 at Houston, 4/15/68 (24 innings)
Individual, Most, Season
 183 Pete Alonso, 2019
Individual, Most, Season, Lefthander
 159 Michael Conforto, 2018
Individual, Most, Career
 1,292 David Wright
Individual, Fewest, Season*
 14 Felix Millan, 1974
 (585 plate appearances)

AT-BATS

Individual, Most At-Bats, Season
 83 Lenny Harris, 2001
Individual, Most Plate Appearances, Season
 94 Rusty Staub, 1983
Individual, Most At-Bats, Career
 325 Ed Kranepool
Team, Most At-Bats, Season
 328 1965

HITS

Individual, Most Consecutive Hits
 8 Rusty Staub, 6/11-6/26/83
Individual, Most Hits, Season
 24 Rusty Staub, 1983

STRIKEOUTS (CONT.)

Team, Most, Nine-Inning Game
 19 at St. Louis, 9/15/69
Team, Most, Extra-Inning Game
 22 vs. San Francisco (G2), 5/31/64
 (23 innings)
Team, Most, Doubleheader
 30 vs. Washington, 10/3/15
Team, Most, Season
 1,404 2018
Team, Fewest, Season*
 735 1974

WALKS

Individual, Nine-Inning Game
 5 Mike Baxter at San Diego, 8/4/12
Individual, Extra-Inning Game
 5 Vince Coleman vs. Pittsburgh,
 8/10/92 (16 innings)
Individual, Game, Intentional
 3 (five times) last, David Wright
 at Atlanta, 7/18/09
Individual, Season, Intentional
 25 Howard Johnson, 1988
Individual, Season
 125 John Olerud, 1999
Individual, Career
 762 David Wright
Team, Most, Game
 16 at Los Angeles, 6/29/62
Team, Most, Season
 717 1999

LEFT ON BASE

Team, Nine-Inning Game
 17 at St. Louis, 5/6/21
Team, Extra-Inning Game
 25 (two times)
 at St. Louis, 7/19/15 (17 innings)
 vs. St. Louis, 9/11/74 (25 innings)

PINCH-HITTING

HITS (CONT.)

Individual, Most Hits, Career
 90 Ed Kranepool
Team, Most Hits, Season
 75 1993

HOME RUNS

Individual, Home Runs, Season
 5 Jordany Valdespin
Individual, Home Runs, Career
 8 Mark Carreon
(see chart on page 436)
Team, Home Runs, Season
 13 2016
Team, Back-To-Back Home Runs
 2 (twice) vs. San Francisco, 5/4/91
 ninth inning (Sasser-Carreon)
 at St. Louis, 5/11/97
 ninth inning (Everett-Huskey)

HIT BY PITCH

Individual, Game
 2 (35 times) last, Michael Conforto
 vs. Washington, 8/29/21
Individual, Season
 22 Brandon Nimmo, 2018
Individual, Career
 45 David Wright
Team, Most, Game
 4 (twice) vs. Washington, 4/7/19
 vs. Philadelphia, 9/25/16
Team, Most, Season
 95 2019

GDP

Individual, Most, Game
 4 Joe Torre vs. Houston, 7/21/75
Individual, Most, Season
 27 Mike Piazza, 1999
Individual, Fewest, Season*
 1 Curtis Granderson, 2014
Team, Most, Nine Inning Game
 5 (eight times) last,
 at San Francisco, 8/25/21
Team, Most, Extra-Inning Game
 6 at San Francisco, 8/21/04
 (12 innings)
Team, Most, Season
 149 1999

SHUTOUTS

Team, Most, Season
 30 1963
Team, Most, Consecutive Games Without Being Shut Out
 110 9/12/85-7/17/86

*†Based on minimum 502 PA
 (350 for Rookies)
 Based on minimum 1,500 PA

PITCHING

GAMES

Individual, Season
 92 Pedro Feliciano, 2010

Individual, Season, Righthander
 82 Joe Smith, 2008

Individual, Season, Rookie
 76 Jeurys Familia, 2014

Individual, Consecutive Games Pitched
 8 Turk Wendell, 9/14-9/23/98

Individual, Career
 695 John Franco

Individual, Career, Righthander
 404 Jeurys Familia

PITCHERS USED

Team, Nine-Inning Game
 10 vs. Philadelphia, 9/20/12

Team, Extra-Inning Game
 10 vs. Philadelphia, 9/22/16

Team, Most Used In A Season
 42 2021

Team, Fewest Used In A Season*
 13 1963, 1971 & 1976

STARTS

Individual, Season
 36 (four times) Jack Fisher, 1965
 Tom Seaver, 1970, 1973 and 1975

Individual, Season, Lefthander
 35 (five times)
 Frank Viola, 1990 & 1991
 Jon Matlack, 1976
 Jerry Koosman, 1973 & 1974

Individual, Season, Rookie
 35 Gary Gentry, 1969

Individual, Career
 395 Tom Seaver

Individual, Career, Lefthander
 346 Jerry Koosman

COMPLETE GAMES

Individual, Season
 21 Tom Seaver, 1971

Individual, Season, Lefthander
 17 (twice) Jerry Koosman,
 1976 & 1968

Individual, Season, Rookie
 18 Tom Seaver, 1967

Individual, Career
 171 Tom Seaver

Individual, Career, Lefthander
 108 Jerry Koosman

Individual, Consecutive
 8 (twice) Jerry Koosman
 7/15-8/21/76
 Tom Seaver
 8/26-9/27/69

COMPLETE GAMES (CONT.)

Team, Most, Season
 53 1976

Team, Fewest, Season*
 0 2022

INNINGS PITCHED

Individual, Game
 15 (twice) Rob Gardner
 vs. Philadelphia (G2), 10/2/65
 Al Jackson
 vs. Philadelphia, 8/14/62

Individual, Season
 290.2 Tom Seaver, 1970

Individual, Season, Lefthander
 265.1 Jon Matlack, 1974

Individual, Season, Rookie
 263.2 Jerry Koosman, 1967

Individual, Career
 3,045.2 Tom Seaver

Individual, Career, Lefthander
 2,544.2 Jerry Koosman

SHUTOUTS

Individual, Season
 8 Dwight Gooden, 1985

Individual, Season, Lefthanded
 7 (twice) Jon Matlack, 1974
 Jerry Koosman, 1968

Individual, Season, Rookie
 7 Jerry Koosman, 1968

Individual, Consecutive
 2 (15 times) last, Johan Santana
 vs. San Diego, 5/26/12 (9-0) &
 vs. St. Louis, 6/1/12 (8-0)
(for entire list see chart on page 83)

Individual, Career
 44 Tom Seaver

Individual, Career, Lefthander
 26 (twice) Jerry Koosman
 Jon Matlack

Team, Most, Season
 28 1969

Team, Fewest, Season*
 4 1962

Both Games of Doubleheader
 once at Pittsburgh,
 9/12/69 (1-0 & 1-0)

Team, Consecutive
 4 9/24-9/28/69

Team, 1-0 Shutouts Won
 9 1969

Team, Consecutive 1-0 Shutouts
 twice vs. Miami
 9/29-9/30/18
 at Pittsburgh
 9/12/69 (DH)

SCORELESS STREAKS

Individual, Starter
 32.2 innings R.A. Dickey,
 5/22-6/13/12

Individual, Reliever
 27.2 innings Jesse Orosco,
 7/22-8/24/83

Individual, Rookie
 26.0 innings John Maine,
 7/15-8/12/06

Team
 42.0 innings 9/23-9/28/69

WINS

Individual, Season
 25 Tom Seaver, 1969

Individual, Season, Lefthanded
 21 Jerry Koosman, 1976

Individual, Season, Rookie
 19 Jerry Koosman, 1968

Individual, Season, Righthanded Rookie
 17 Dwight Gooden, 1984

Individual, Season, Reliever
 14 Roger McDowell, 1986

Individual, Season, Lefthanded Reliever
 13 Jesse Orosco, 1983

Individual, Consecutive Single Season
 14 Dwight Gooden,
 5/30-8/25/85

Individual, Consecutive Over Multiple Seasons
 16 Tom Seaver,
 8/9/69-5/6/70

Individual, Single Season Consecutive Starts
 8 (four times) Jacob deGrom
 6/12-7/24/17
 Bobby Jones, 4/30-6/9/97
 David Cone, 8/23-9/30/88
 Tom Seaver, 8/26-9/27/69

Individual, Consecutive to Start the Season
 10 Terry Leach, 5/22-8/11/87

Individual, Career
 198 Tom Seaver

Individual, Career, Lefthander
 140 Jerry Koosman

Individual, Highest Winning Percentage
 .870 David Cone, 1988 (20-3)

Team, Pitchers With 10+ Wins
 6 1986

LOSSES

Individual, Season
 24 (twice).....Roger Craig, 1962
 Jack Fisher, 1965

Individual, Season, Lefthander
 20 (3x).....Jerry Koosman, 1977
 Al Jackson, 1962 and 1965

Individual, Season, Reliever
 13.....Skip Lockwood, 1978

Individual, Season, Rookie
 20.....Al Jackson, 1962

Individual, Consecutive, Single Season
 18.....Roger Craig, 5/4-8/4/63

Individual, Consecutive Multiple Seasons
 27.....Anthony Young, 5/6/92-7/24/93

Individual, Career
 137.....Jerry Koosman

Individual, Career, Righthander
 124.....Tom Seaver

Team, Most, Season
 120.....1962

Team, Fewest, Season*
 54.....1986

SAVES

Individual, Consecutive Appearances
 14.....Jeurys Familia, 6/21-7/26/16

Individual, Consecutive To Begin Mets Career
 16.....Francisco Rodriguez, 2009

Individual, Consecutive, One Season
 36.....Jeurys Familia, 4/5-7/26/16

Individual, Consecutive, Career
 52.....Jeurys Familia, 8/1/15-7/26/16

Individual, Season
 51.....Jeurys Familia, 2016

Individual, Season, Lefthanded
 40.....Billy Wagner, 2006

Individual, Rookie
 17.....Roger McDowell, 1985

Individual, Career
 276.....John Franco

Individual, Career, Righthanded
 160.....Armando Benitez

Team, Most, Season
 55.....2016

Team, Fewest Season*
 14.....1974

HITS ALLOWED

Individual, Fewest, Game
 0.....Johan Santana
 vs. St. Louis, 6/1/12

Team, Fewest, Game
 0.....Tylor Megill, Drew Smith, Joely Rodriguez, Seth Lugo, Edwin Diaz.
 vs. Philadelphia, 4/29/22

Individual, Most, Game
 15.....Tom Seaver
 at Philadelphia, 5/25/76

Individual, Most, Season
 261.....Roger Craig, 1962

Individual, Most, Season, Rookie
 244.....Al Jackson, 1962

Individual, Most, Career
 2,431.....Tom Seaver

Team, Most, Game
 27.....at Philadelphia, 6/11/85

Team, Most, Season*
 1,577.....1962

Team, Fewest Season*
 1,217.....1969

RUNS ALLOWED

Individual, Earned, Game
 11 (three times).....Craig Anderson
 vs. Los Angeles, 8/26/62
 Jack Fisher
 at San Francisco (G1), 6/3/67
 Orlando Hernandez
 at Philadelphia, 8/15/06

Individual, Earned Game
 11.....Orlando Hernandez
 at Philadelphia, 8/15/06

Individual, Season
 137.....Jay Hook, 1962

Individual, Earned, Season
 117.....Roger Craig, 1962

Individual, Rookie, Season
 132.....Al Jackson, 1962

Individual, Rookie, Earned, Season
 113.....Al Jackson, 1962

Individual, Career
 994.....Jerry Koosman

Team, Most, Inning
 11 (five times).....at Colorado,
 4/27/12 (fifth inning)
 at Atlanta,
 4/7/04 (fourth inning)
 at San Diego,
 4/1/97 (sixth inning)
 vs. Houston (G1),
 7/30/69, (ninth inning)
 at St. Louis,
 7/18/64 (eighth inning)

(for list of runs allowed by inning, see chart on page 56)

Team, Most, Game
 26.....at Philadelphia, 6/11/85

Team, Most Earned, Game
 25.....at Washington, 7/31/18

RUNS ALLOWED (CONT.)

Team, Most, Season
 948.....1962

Team, Most Earned, Season
 801.....1962

Team, Fewest, Season*
 499.....1968

Team, Fewest Earned, Season*
 449.....1968

HOME RUNS ALLOWED

Individual, Back-To-Back-To-Back, Inning
 3.....last, Seth Lugo
 at Philadelphia, 9/17/20
 (Harper, Bohm, Gregorius)

Team, Back-To-Back-To-Back, Inning (More Than One Pitcher)
 3.....vs. St. Louis, 7/18/64
 (Boyer and White off Bill Wakefield
 and McCarver off Carl Willey)

Individual, Most, Inning
 4.....Steve Trachsel vs. San Diego,
 5/17/01, third inning
 (Arias, Henderson, Klesko,
 Trammell)

Individual, Game
 5.....Roger Craig
 vs. San Francisco, 5/4/63

Individual, Season
 35.....Roger Craig, 1962

Individual, Rookie, Season
 24.....Gary Gentry, 1969

Individual, Career
 212.....Tom Seaver

Team, Most, Game
 7 (four times).....
 vs. Los Angeles-NL, 6/24/18
 at Washington, 4/30/17
 at Philadelphia, 9/8/98
 at Chicago (G2), 6/11/67

Team, Most, Season
 220.....2017

Team, Fewest, Season*
 78.....1988

STRIKEOUTS

Individual, Inning
 4 (twice) Mike Stanton
 at Milwaukee, 8/3/04 (eighth)
 Derek Wallace
 vs. Atlanta, 9/23/96 (ninth)

Individual, Game
 19 (twice)..... David Cone
 at Philadelphia, 10/6/91
 Tom Seaver
 vs. San Diego, 4/22/70

Individual, Game, Lefthander
 16 Sid Fernandez
 at Atlanta, 7/14/89

Individual, Game, Rookie
 16 (two times)..... Dwight Gooden
 at Philadelphia, 9/17/84 &
 vs. Pittsburgh, 9/12/84

Individual, Game, Lefthander
Rookie
 12 Jerry Koosman
 vs. St. Louis (G2), 7/21/68

Individual, Season
 289 Tom Seaver, 1971

Individual, Season, Lefthander
 206 Johan Santana, 2008

Individual, Season, Rookie
 276 Dwight Gooden, 1984

Individual, Season, Lefthander
Rookie
 178 Jerry Koosman, 1968

Individual, Games, 10+, Season
 15 Dwight Gooden, 1984

Individual, Games, 10+, Season,
Lefthander
 6 Sid Fernandez, 1988

Individual, Games, 10+, Career
 60 Tom Seaver

Individual, Games, 10+, Career,
Lefthander
 31 Sid Fernandez

Individual, Consecutive In A Game
 10 Tom Seaver
 vs. San Diego, 4/22/70

ERRORS

Individual, Most, in One Inning
 3 (twice)..... last, Hubie Brooks
 vs. Los Angeles, 5/10/81 (fourth)

Individual, Most, Game
 3 (many times) last,
 Luis Guillorme at Cincinnati,
 7/19/21

Team, Most, Inning
 4 (four times).....
 at Colorado, 4/27/12 (fifth)
 vs. St. Louis, 4/4/96 (eighth)
 vs. San Diego, 5/1/91 (seventh)
 at Chicago, 6/9/87 (fourth)

STRIKEOUTS (CONT.)

Individual, Consecutive at the
Start of a Game
 8 Jacob deGrom
 vs. Miami, 9/15/14

Reliever, Game
 9 Tug McGraw
 at San Diego, 8/10/71

Individual, Two Consecutive
Games
 32 Dwight Gooden,
 9/12 & 9/17/84

Team, Most, Nine-Inning Game
 20 vs. Pittsburgh, 9/18/22

Team, Most, Extra-Inning Game
 26 vs. Atlanta, 8/23/19

Team, Most, Season
 1,565 2022

Team, Fewest*, Season
 717 (two times)..... 1964 & 1983

WALKS

Individual, Game
 10 Mike Torrez
 at Cincinnati, 7/21/83

Individual, Consecutive Innings
Without Issuing a Walk
 48.2 Bartolo Colón, 4/12-5/20/15

Individual, Season
 116 Nolan Ryan, 1971

Individual, Season, Lefthanded
 105 Oliver Perez, 2008

Individual, Season, Rookie
 104 Ron Darling, 1984

Individual, Career
 847 Tom Seaver

FIELDING

ERRORS (CONT.)

Team, Most, Game
 7 vs. Pittsburgh, 8/1/96

Team, Most, Season
 210 (twice) 1962 & 1963

Team, Fewest, Season*
 67 2022

Team, Consecutive
Errorless Games
 12 (three times)..... 6/15-6/27/99
 8/17-8/30/06
 5/20-6/2/07

WALKS (CONT.)

Team, Most, Nine-Inning Game
 15 at Chicago-NL, 9/16/72

Team, Most, Extra-Inning Game
 14 at Philadelphia,
 4/12/86 (13 innings)

Team, Most, Season
 617 1999

Team, Fewest, Season*
 404 1988

HIT BY PITCH

Individual, Game
 3 (nine times)..... last, Zack Wheeler
 at Philadelphia, 9/17/18

Individual, Season
 16 Pedro Astacio, 2002

Individual, Career
 63 Al Leiter

Team, Most, Game
 4 vs. Washington, 4/6/06

WILD PITCH

Individual, Game
 3 (21 times) last, Jeury Familia
 vs. Arizona, 6/4/15

Team, Most, Game
 4 (seven times) last,
 at Philadelphia, 9/30/15

Individual, Season
 18 Jack Hamilton, 1966

CONSEC. BATTERS RETIRED

Individual, to Start a Game
 25 Tom Seaver
 vs. Chicago, 7/9/69

ERA

Lowest, Season
 2.72 1968

Highest, Season
 5.04 1962

MOST STEALS AGAINST

Individual, Game
 8 Mackey Sasser
 at Atlanta, 7/16/88

Team, Game
 8 at Atlanta, 7/16/88

MISCELLANEOUS TEAM RECORDS

LONGEST GAME

Innings
25..... vs. St. Louis, 9/11/74
Time, Nine-Inning Game
4:29..... vs. Philadelphia, 9/8/19
Time, Extra-Inning Game
7:23..... vs. San Francisco (G2),
5/31/64 (23 innings)

SHORTEST GAME

Time, Nine-Inning Game
1:36..... at Atlanta, 4/27/73

MOST GAMES PLAYED

Team, Season
164..... 1965

WINS

Team, Season
108..... 1986

Team, Home, Season
56..... 1988

Team, Road, Season
53..... 1986

Team, Month
23..... September, 1969 (7 losses)

Team, One Run Games, Season
41..... 1969 (23 losses)

Team, Extra-Inning, Season
13 (twice)..... 1971 (9 losses)
1986 (10 losses)

Team, Consecutive
11 (five times)..... 4/12-4/23/15
6/17-6/29/90
4/18-4/30/86
5/12-5/21/72
5/28-6/10/69

Team, Consecutive at Home
12 (four times)..... 9/27/14-4/23/15
9/13/95-4/1/96
9/14/88-4/3/89
9/21/84-4/26/85

Team, Consecutive on the Road
11..... 9/7-9/27/15

Team, on a Homestand
10 (three times).....
4/13-4/23/15 (0 losses)
4/26-5/9/76 (3 losses)
5/5-5/18/72 (3 losses)

Team, on a Roadtrip
10..... 7/4-7/14/85 (1 loss)

Team, Most, Consecutive Series Won
10 (twice)..... 6/4-7/8/90
8/17-9/14/01

LARGEST MARGIN

Game, Team, Victory
20 runs..... at Philadelphia (G1),
8/16/18 (Won, 24-4)

Game, Team, Defeat
21 runs..... at Washington,
7/31/18 (4-25)

Team, Victory, Shutout
17-0..... vs. Philadelphia, 9/25/16

Team, Defeat, Shutout
0-16..... vs. Atlanta, 7/2/99

Team, Comeback Win
8..... at Houston, 9/2/72
(for entire list see chart on page 414)

Team, Blown Lead (Loss)
8..... at Chicago, 4/19/80
(for entire list see chart on page 173)

HIGHEST WINNING PCT.

Homestand (7+ games)
1.000..... 4/13-4/23/15 (10-0)
(for entire list see chart on page 439)

Roadtrip (7+ games)
1.000..... 7/1-7/7/91 (7-0)
(for entire list see chart on page 439)

vs. NL East
.658..... 2022 (56-26)

vs. NL Central
.700..... 2006 (28-12)

vs. NL West
.697..... 2006 (23-10)

vs. AL East
.667..... 1999 (12-6)**

vs. AL Central
.813..... 2019 (13-3)**

vs. AL West
.563 (two times)..... 2014 (9-7)**

LOSSES

Team, Season
120..... 1962

Team, Home, Season
58..... 1962

Team, Road, Season
64..... 1963

Team, Month
26..... August, 1962

Team, One Run, Season
39..... 1962

Team, Extra-Inning, Season
17..... 1978

Team, Consecutive
17..... 5/21-6/6/62

Team, Consecutive at Home
15..... 8/1-9/3/02 (G1)

LOSSES (CONT.)

Team Consecutive on the Road
22..... 6/16-7/28/63

Team, Homestand
12 (twice)..... 5/30-6/14/66 (7-12)
8/14-8/26/62 (3-12)

Team, Roadtrip
14..... 7/19-8/4/63 (2-14)

LOWEST WINNING PCT.

Homestand (7+ games)
.000..... 9/18-9/23/79 (0-9)
(for entire list see chart on page 438)

Roadtrip (7+ games)
.000..... 8/9-8/18/81 (0-10)
(for entire list see chart on page 438)

vs. NL East
.355..... 2003 (27-49)

vs. NL Central
.364..... 2013 (12-21)

vs. NL West
.313..... 1981 (10-22)

vs. AL East
.000..... 2003 (0-6)
2017 (0-4)

vs. AL Central
.438..... 2013 (7-9)

vs. AL West
.222..... 2005 (2-7)

HIGHEST PAID ATTENDANCE

Home, Season
4,042,043..... 2008

Road, Season
2,911,471..... 2008

PLAYERS USED

Team, Nine-Inning Game
25 (twice)..... at Atlanta, 9/19/00
vs. Philadelphia,
9/22/16

Team, Extra-Inning Game
26..... vs. Chicago-NL,
9/13/11 (11 innings)

Team, Most, Season
64..... 2021

Team, Fewest, Season*
32..... 1988

*Records for "fewest" do not include abbreviated seasons of 1972, 1981, 1994, 1995 and 2020.

**minimum six games

NATIONAL LEAGUE

Arizona - 9/6/18

Received cash for minor leaguer Patrick Kivlehan (OF).

Atlanta - 6/8/16

Received Kelly Johnson (IF) and cash for Akeel Morris (RHP).

Chicago - 8/2/22

Received Mychal Givens (RHP) for minor leaguer Saul González (RHP)

Cincinnati - 7/28/22

Received Tyler Naquin (OF) and Phillip Diehl (LHP) for minor leaguers Héctor Rodríguez (IF) and José Acuña (RHP).

Colorado - 6/9/06

Received Eli Marrero (UTIL) for Kazuo Matsui (IF).

Los Angeles - 7/21/21

Received minor leaguer Carlos Rincon (OF) for Billy McKinney (OF).

Miami - 11/18/22

Received Elieser Hernandez (RHP) and Jeff Bringham (RHP) for minor leaguers Franklin Sánchez (RHP) and Jake Mangum (OF).

Milwaukee - 5/25/21

Received Billy McKinney (OF) for minor leaguer Pedro Quintana (LHP).

Philadelphia - 7/29/19

Received Austin Bossart (C) for Jason Vargas (LHP).

Pittsburgh - 7/23/22

Received Michael Pérez (C) for cash.

St. Louis - 2/12/21

Received cash for Ali Sánchez (C).

San Diego - 1/19/21

Received Joey Lucchesi (LHP) in a three-team trade with Pittsburgh.

San Francisco - 8/2/22

Received Darin Ruf (IF/OF) for J.D. Davis (IF/OF), Thomas Szapucki (LHP) and minor leaguers Carson Seymour (RHP) and Nick Zwack (LHP).

Washington - 2/12/18

Received cash for Matt Reynolds (INF).

AMERICAN LEAGUE

Baltimore - 12/21/22

Received a PTBNL for James McCann (C).

Boston - 2/10/21

Sent Josh Winckowski (RHP) in a three-team trade with Kansas City.

Cleveland - 5/25/22

Received minor leaguer Daniel Johnson (OF) for cash.

Chicago - 7/30/21

Received Javier Báez (INF), Trevor Williams (RHP) and cash for minor leaguer Pete Crow-Armstrong (OF).

Detroit - 7/31/15

Received Yoenis Céspedes (OF) for Michael Fulmer (RHP) and Luis Cessa (RHP).

Houston - 12/5/19

Received Jake Marisnick (OF) for minor leaguers Kenedy Corona (OF) and Blake Taylor (LHP).

Kansas City - 2/10/21

Received Khalil Lee (OF) in a three-team trade with Boston.

Los Angeles - 8/31/16

Received Fernando Salas (RHP) for Erik Manoah (RHP).

Minnesota - 2/2/08

Received Johan Santana (LHP) for Carlos Gomez (OF), Philip Humber (RHP) and minor leaguers Kevin Mulvey (RHP) and Deolis Guerra (RHP).

New York - 4/3/22

Received Joely Rodríguez (LHP) for Miguel Castro (RHP).

Oakland - 3/12/22

Received Chris Bassitt (RHP) for minor leaguers J.T. Ginn (RHP) and Adam Oller (RHP).

Seattle - 12/3/18

Received Robinson Canó (IF) and Edwin Díaz (RHP) for Jay Bruce (OF), Anthony Swarzak (RHP), Gerson Bautista (RHP) and minor leaguers Justin Dunn (RHP) and Jerred Kelenic (OF).

Tampa Bay - 12/7/22

Received Brooks Raley (LHP) for minor leaguer Keyshawn Askew (LHP).

Texas - 8/31/20 - Two Trades

Received Todd Frazier (INF) for a PTBNL. Received Robinson Chirinos (C) for a PTBNL.

Toronto - 6/19/21

Received minor leaguer Troy Miller (RHP) for Jacob Barnes (RHP).

JOHAN SANTANA'S NO-HITTER - JUNE 1, 2012

The gray skies above Citi Field looked ominous as rain drew closer. The scoreboard clock ticked to 9:48 pm. Johan Santana stood atop the mound and peered in toward catcher Josh Thole. His left arm had already delivered more pitches than it ever had in a major league game. Ghosts of Seaver, Koosman, Gentry, Ryan, Gooden, Fernandez, Darling, Cone, Leiter, Glavine, Trachsel and Martinez rested on Santana's shoulders.

He delivered his signature pitch – a change-up – to Cardinals World Series MVP David Freese, who swung and missed. Thole sprinted to the mound and embraced the hero, third baseman David Wright pumped his fist, teammates raced in from the dugout and bullpen. The scoreboard flashed NO-HAN!

It finally happened.

After 8,019 games without a no-hitter, the Mets lefthander had engineered the club's first in a gutsy, epic performance on Friday, June 1, 2012.

"I knew that the Mets have never had a no-hitter. I never had one," said Santana after the game. "To be able to accomplish this, it's an honor. I know how much it means to New York and to the Mets. I know Mets fans were waiting for it and it is theirs, too. I'm very proud and very happy to be a part of it."

The buzz at Citi Field grew louder as Santana danced through the first five innings without allowing a hit. With one out in the seventh inning, Yadier Molina strolled to the plate. Molina roped a line drive to left.

"Off the bat, I thought sure it was a double," said David Wright.

Queens native Mike Baxter, who grew up a Mets fan, who grew up going to Shea Stadium, who knew all too well the history on the line, raced back towards the wall and stuck out his glove. He crashed violently into the wall but held on to the baseball.

"When Baxter made that catch, I didn't know if the ball was in his glove," Santana said. "It was amazing. He saved us."

"It's an honor to make a play for Johan, but ultimately it's his night," Baxter said. "He was incredible tonight. Start to finish, he really had it all working."

The catch would come at a cost as Baxter crumbled to the ground and remained motionless. He ended up on the Disabled List with a displaced right collarbone and fractured rib cartilage next to the sternum.

The crowd rose to greet Santana as he popped out of the dugout for the ninth. One pitch, one out – Matt Holliday led off hitting a fly ball to center that Andres Torres raced in and easily caught. Allen Craig, the clean-up hitter for St. Louis' vaunted offense, lifted a fly ball to left. Kirk Nieuwenhuis, Baxter's replacement, caught the ball on the fly. Two outs.

By now fans at Citi Field were in a full-out frenzy, as the park which opened in 2009 was seeking its signature moment. Up stepped Freese. Santana threw three straight balls before pumping in a fastball for a called strike. Freese fouled off the next pitch. Santana tugged once on the brim of his cap, rocked and delivered a pitch that would put him into the record books. Freese swings. It was the 253rd no-hitter in major league history, including the postseason, and the first for a franchise that was born in 1962 – a half century and three ballparks later.



COMBINED NO-HITTER - APRIL 29, 2022

Five Mets pitchers - Tylor Megill, Drew Smith, Seth Lugo, Joely Rodríguez and Edwin Díaz - combined on a no-hitter on April 29, 2022 at Citi Field. It was the second no-hitter in franchise history, the 17th combined no-hitter in MLB history and occurred nearly 10 years after Johan Santana's. However, only the final Mets pitcher of the evening realized what was happening when he was on the mound.

It was an unseasonably warm Friday April evening in Queens with the Amazin's decked out in their black jerseys for the first time in '22. Megill started out with a 1-2-3 first inning.

In the third inning, center fielder Brandon Nimmo made a diving catch to rob Jean Segura on a base hit.

Megill knew when he left the mound that he had thrown five no-hit innings, but didn't realize until much later in the game that in fact the no-no was still intact.

"It was the first no-hitter I've been a part of so I'm glad it was with this group of guys," Megill said afterwards. "I'm ecstatic, It's crazy."

Smith, Lugo and Rodríguez were in the training room following their outings when they saw the television show the line score.

"Drew, don't say nothing, but look," Lugo told Smith. "We need to get outside."

As the trio scamped to the dugout, the bullpen door swung open and Díaz rhythmically jogged in as 'Narco' his popular entrance song blaring trumpets engrossed the ballpark. He struck out Bryce Harper swinging to open the ninth. Nick Castellanos wailed at a 1-2 pitch for the second out. The Citi Field crowd was electric - three straight strikes later, J.T. Realmuto struck out and James McCann jumped into Díaz's arms. It was the 159th pitch of the night by New York pitchers.

Citi Field's scoreboard flashed 'BLACK OUT' with all five pitchers in a nod to their Friday night attire.

In the post-game press conference, each pitcher sheepishly revealed that it wasn't until very late in the game that they were aware of what was transpiring.

Díaz was stunned: "So nobody knew but me?" he questioned.

Jeff McNeil laced a two-run double in the fifth and Pete Alonso mashed a solo homer in the sixth to provide all the offense in the 3-0 win.

"You never know, right?" Buck Showalter smiled. "You never know what the game has in store for you."



NO-HITTERS VS. THE METS

Date	Pitcher (Location)	Score
June 30, 1962	Sandy Koufax (at Los Angeles-NL)	5-0
June 21, 1964 (G1)	Jim Bunning (vs. Philadelphia)	6-0 (Perfect Game)
September 20, 1969	Bob Moose (vs. Pittsburgh)	4-0
October 2, 1972 (G1)	Bill Stoneman (at Montreal)	7-0
August 24, 1975 (G2)	Ed Halicki (at San Francisco)	6-0
September 8, 1993	Darryl Kile (at Houston)	7-1
June 9, 2015	Chris Heston (vs. San Francisco)	5-0
October 3, 2015 (G2)	Max Scherzer (vs. Washington)	2-0

ONE-HITTERS

The Mets have tossed 40 one-hitters (30 complete games, 10 combined) in franchise history, including one in the postseason and three each during the 1970, 1991, 2003 and 2007 seasons.

Date	Pitcher	Opponent	Score	Base Hit
6/22/1962	Al Jackson	Houston	Won, 2-0	Amalfitano, 1st-inning single
5/4/1966	Jack Hamilton	@St. Louis	Won, 8-0	Sadecki, 3rd-inning single
7/9/1969	Tom Seaver	Chicago-NL	Won, 4-0	Qualls, 9th-inning single
4/18/1970	Nolan Ryan	Philadelphia	Won, 7-0	Doyle, 1st-inning single
5/13/1970	Gary Gentry	@Chicago-NL	Won, 4-0	Banks, 8th-inning single
5/15/1970	Tom Seaver	@Philadelphia	Won, 4-0	Compton, 3rd-inning single
4/18/1971	Gary Gentry	Pittsburgh	Won, 5-2	Clemente, 6th-inning triple
9/26/1971	Tom Seaver	Pittsburgh	Won, 3-1	Davalillo, 7th-inning single
7/4/1972	Tom Seaver	San Diego	Won, 2-0	Lee, 9th-inning single
7/10/1973	Jon Matlack	Houston	Won, 1-0	Helms, 6th-inning double
6/29/1974	Jon Matlack	St. Louis	Won, 4-0	Curtis, 3rd-inning single
4/17/1977	Tom Seaver	Chicago-NL	Won, 6-0	Ontiveros, 5th-inning single
10/1/1982	Terry Leach	@Philadelphia	Won, 1-0 (10)	Aguayo, 5th-inning triple
9/7/1984	Dwight Gooden	Chicago-NL	Won, 10-0	Moreland, 5th-inning single
4/16/1985	Ron Darling (7.0) Jesse Orosco (2.0)	@Pittsburgh	Won, 2-1	Ray, 1st-inning single
5/11/1985	Sid Fernandez (6.0) Roger McDowell (3.0)	Philadelphia	Won, 4-0	Hayes, 4th-inning single
8/29/1988	David Cone	San Diego	Won, 6-0	Gwynn, 4th-inning double
9/10/1991	Pete Schourek	Montreal	Won, 9-0	Williams, 5th-inning single
9/14/1991	David Cone (7.0) Jeff Innis (1.0)	@St. Louis	Lost, 1-2	Lankford, 5th-inning single
9/20/1991	David Cone	St. Louis	Won, 1-0	Jose, 8th-inning double
10/8/2000	<i>Bobby J. Jones</i>	<i>San Francisco</i>	<i>Won, 4-0</i>	<i>Kent, 5th-inning double</i>
7/14/2001	Glendon Rusch (8.0) Armando Benitez (1.0)	Boston	Won, 2-0	Nixon, 1st-inning bunt single
4/26/2002	Shawn Estes	Milwaukee	Won, 1-0	Young, 7th-inning single
6/15/2003	Steve Trachsel	@Anaheim	Won, 8-0	Eckstein, 6th-inning double
6/17/2003	Jaе Seo (7.0) David Weathers (1.0) Armando Benitez (1.0)	@Florida	Won, 5-0	Encarnacion, 5th-inning single
8/18/2003	Steve Trachsel	Colorado	Won, 8-0	Tsao, 6th-inning double
5/23/2004	Tom Glavine	Colorado	Won, 4-0	Pellow, 8th-inning double
4/15/2005	Aaron Heilman	Florida	Won, 4-0	Castillo, 4th-inning single
9/3/2006	Orlando Hernandez (5.1) Roberto Hernandez (1.0) Darren Oliver (0.2) Guillermo Mota (1.0)	@Houston	Lost, 1-2	Huff, 2nd-inning single
6/27/2007	Tom Glavine (6.0)**	St. Louis	Won, 2-0	Rolen, 2nd-inning single
7/29/2007	John Maine (5.0)**	Washington	Won, 5-0	Belliard, 1st-inning single
9/29/2007	John Maine (7.2) Willie Collazo (0.1) Carlos Muniz (1.0)	Florida	Won, 13-0	Hoover, 8th-inning single
7/12/2008	Pedro Martinez (4.0) Carlos Muniz (1.0) Aaron Heilman (1.0) Scott Schoeneweis (1.0) Billy Wagner (1.0)	Colorado	Won, 3-0	Hawpe, 4th-inning single
6/10/2010	Jonathon Niese	San Diego	Won, 3-0	Denorfia, 3rd-inning double
8/13/2010	R.A. Dickey	Philadelphia	Won, 1-0	Hamels, 6th-inning single
6/13/2012	R.A. Dickey	@Tampa Bay	Won, 9-1	Upton, 1st-inning single
6/18/2012	R.A. Dickey	Baltimore	Won, 5-0	Betemit, 5th-inning single
5/7/2013	Matt Harvey (9.0) Bobby Parnell (1.0)	Chicago-AL	Won, 1-0 (10)	Rios, 7th-inning single
7/17/2016	Jacob deGrom	@Philadelphia	Won, 5-0	Zach Eflin, 3rd-inning single
7/21/2021	Marcus Stroman (8.0) Jeurys Familia (1.0)	@Cincinnati	Won, 7-0	Aristides Aquino, 3rd-inning single

The Mets have been one-hit 42 times, including the Postseason. The last time was Game 3 of the 2022 Wild Card Series vs. San Diego. Pete Alonso had the lone hit, a fifth inning single. The last time it happened in the regular season was May 18, 2019 at Miami when Jeff McNeil's first-inning double off Pablo Lopez was the lone hit collected by the Mets. The Mets have been no-hit eight times - for the entire list see page 392.

* *Italics are for postseason games*

** *Called due to rain*

OPENING DAY RESULTS

WON 40 - LOST 21

Date	Site	Opponent	W-L	Score	Winner	Loser
4/11/62	St. Louis	Cardinals	L	4-11	L. Jackson	Craig
4/9/63	Polo Grounds	Cardinals	L	0-7	BROGLIO	Craig
4/14/64	Philadelphia	Phillies	L	3-5	Klippstein	A. Jackson
4/12/65	Shea Stadium	Dodgers	L	1-6	DRYSDALE	A. Jackson
4/15/66	Shea	Braves	L	2-3	Lemaster	FISHER
4/11/67	Shea	Pirates	L	3-6	Veale	Cardwell
4/10/68	San Francisco	Giants	L	4-5	Linzy	Frisella
4/8/69	Shea	Expos	L	10-11	Shaw	Koonce
4/7/70	Pittsburgh	Pirates	W	5-3 (11)	R. Taylor	Hartenstein
4/6/71	Shea	Expos	W	4-2 (5)	SEAVER	MORTON
4/15/72	Shea	Pirates	W	4-0	Seaver	Ellis
4/6/73	Shea	Phillies	W	3-0	Seaver	Carlton
4/6/74	Philadelphia	Phillies	L	4-5	Scarce	McGraw
4/8/75	Shea	Phillies	W	2-1	SEAVER	CARLTON
4/9/76	Shea	Expos	W	3-2	Seaver	Rogers
4/7/77	Chicago	Cubs	W	5-3	Seaver	Burris
4/7/78	Shea	Expos	W	3-1	KOOSMAN	Rogers
4/5/79	Chicago	Cubs	W	10-6	Swan	R. Reuschel
4/10/80	Shea	Cubs	W	5-2	Swan	R. Reuschel
4/9/81	Chicago	Cubs	W	2-0	Zachry	R. Reuschel
4/8/82	Philadelphia	Phillies	W	7-2	Jones	Carlton
4/5/83	Shea	Phillies	W	2-0	Sisk	Carlton
4/2/84	Cincinnati	Reds	L	1-8	Soto	Torrez
4/9/85	Shea	Cardinals	W	6-5 (10)	Gorman	Allen
4/8/86	Pittsburgh	Pirates	W	4-2	GOODEN	R. Reuschel
4/7/87	Shea	Pirates	W	3-2	Ojeda	Patterson
4/4/88	Montreal	Expos	W	10-6	Gooden	Martinez
4/3/89	Shea	Cardinals	W	8-4	Gooden	Magrane
4/9/90	Shea	Pirates	L	3-12	Drabek	Gooden
4/8/91	Shea	Phillies	W	2-1	Gooden	Mulholland
4/6/92	St. Louis	Cardinals	W	4-2 (10)	Innis	Lee Smith
4/5/93	Shea	Rockies	W	3-0	GOODEN	Nied
4/4/94	Chicago	Cubs	W	12-8	Gooden	Morgan
4/26/95	Denver	Rockies	L	9-11 (14)	M. Thompson	Remlinger
4/1/96	Shea	Cardinals	W	7-6	DiPoto	Fossas
4/1/97	San Diego	Padres	L	5-12	Hamilton	Perez
3/31/98	Shea	Phillies	W	1-0 (14)	Wendell	Bottalico
4/5/99	Florida	Marlins	L	2-6	Fernandez	Leiter
3/29/00	Tokyo, Japan	Cubs	L	3-5	Lieber	Hampton
4/3/01	Atlanta	Braves	W	6-4 (10)	Cook	Ligtenberg
4/1/02	Shea	Pirates	W	6-2	Leiter	Villone
3/31/03	Shea	Cubs	L	2-15	Wood	Glavine
4/6/04	Atlanta	Braves	W	7-2	Glavine	Ortiz
4/4/05	Cincinnati	Reds	L	6-7	Graves	Looper
4/3/06	Shea	Nationals	W	3-2	Glavine	L. Hernandez
4/1/07	St. Louis	Cardinals	W	4-1	Glavine	Carpenter
3/31/08	Florida	Marlins	W	7-2	Santana	Hendrickson
4/6/09	Cincinnati	Reds	W	2-1	Santana	Harang
4/5/10	Citi Field	Marlins	W	7-1	Santana	Johnson
4/1/11	Florida	Marlins	L	2-6	Johnson	Pelfrey
4/5/12	Citi Field	Braves	W	1-0	Ramirez	Hanson
4/1/13	Citi Field	Padres	W	11-2	Niese	Volquez
3/31/14	Citi Field	Nationals	L	7-9 (10)	Barrett	Familia
4/6/15	Washington	Nationals	W	3-1	Colón	Scherzer
4/3/16	Kansas City	Royals	L	3-4	Volquez	Harvey
4/3/17	Citi Field	Braves	W	6-0	Robles	Krol
3/29/18	Citi Field	Cardinals	W	9-4	Syndergaard	Martinez
3/28/19	Washington	Nationals	W	2-0	deGrom	Scherzer
7/24/20	Citi Field	Braves	W	1-0	Lugo	Martin
4/5/21	Philadelphia	Phillies	L	3-5	Brogdon	May
4/7/22	Washington	Nationals	W	5-1	Megill	Corbin

CAPS signifies complete game

OPENING DAY LINEUPS

1962

Ashburn, CF
Mantilla, SS
Neal, 2B
Thomas, LF
Bell, RF
Hodges, 1B
Zimmer, 3B
Landrith, C
Craig, P

1968

Harrelson, SS
Boswell, 2B
Agee, CF
Swoboda, RF
Kranepool, 1B
Shamsky, LF
Martin, C
Charles, 3B
Seaver, P

1974

Garrett, 3B
Millan, 2B
Staub, RF
Jones, LF
Milner, 1B
Grote, C
Hahn, CF
Harrelson, SS
Seaver, P

1980

Taveras, SS
Maddox, 3B
Mazzilli, 1B
S. Henderson, LF
Jorgensen, RF
Stearns, C
Morales, CF
Flynn, 2B
Swan, P

1986

Dykstra, CF
Backman, 2B
Hernandez, 1B
Carter, C
Strawberry, RF
Foster, LF
Johnson, 3B
Santana, SS
Gooden, P

1992

Coleman, LF
Randolph, 2B
Bonilla, RF
Johnson, CF
Murray, 1B
Pecota, 3B
Elster, SS
Hundley, C
Cone, P

1963

Burright, 2B
Coleman, C
Kranepool, RF
Snider, CF
Thomas, LF
Harkness, 1B
Neal, 3B
Moran, SS
Craig, P

1969

Agee, CF
Gaspar, RF
Boswell, 2B
Jones, LF
Charles, 3B
Kranepool, 1B
Grote, C
Harrelson, SS
Seaver, P

1975

Clines, LF
Millan, 2B
Milner, 1B
Torre, 3B
Kingman, RF
Grote, C
Unser, CF
Harrelson, SS
Seaver, P

1981

Wilson, RF
Taveras, SS
Mazzilli, CF
Kingman, LF
Staub, 1B
Trevino, C
Brooks, 3B
Flynn, 2B
Zachry, P

1987

Wilson, CF
Teufel, 2B
Hernandez, 1B
Carter, C
Strawberry, RF
McReynolds, LF
Johnson, 3B
Santana, SS
Ojeda, P

1993

Coleman, LF
T. Fernandez, SS
Murray, 1B
Bonilla, RF
Johnson, 3B
Orsulak, CF
Kent, 2B
Hundley, C
Gooden, P

1964

D. Smith, 1B
Samuel, 2B
Hunt, 3B
Thomas, LF
Hickman, CF
B. Taylor, C
Christopher, RF
Moran, SS
Jackson, P

1970

Agee, CF
Harrelson, SS
Foy, 3B
Jones, LF
Shamsky, RF
Swoboda, RF
Garrett, 2B
Grote, C
Seaver, P

1976

Garrett, 3B
Millan, 2B
Kranepool, 1B
Kingman, RF
Milner, LF
Unser, CF
Grote, C
Harrelson, SS
Seaver, P

1982

Wilson, CF
Bailor, 2B
Foster, LF
Kingman, 1B
Youngblood, RF
Stearns, C
Brooks, 3B
Gardenhire, SS
Jones, P

1988

Dykstra, CF
Teufel, 2B
Hernandez, 1B
Strawberry, RF
McReynolds, LF
Carter, C
Johnson, 3B
Elster, SS
Gooden, P

1994

Vizcaino, SS
Hundley, C
McReynolds, LF
Bonilla, 3B
Kent, 2B
Segui, 1B
Burnitz, RF
Thompson, CF
Gooden, P

1965

Cowan, CF
McMillan, SS
Lewis, RF
Kranepool, 1B
Christopher, LF
C. Smith, 3B
Klaus, 2B
Cannizzaro, C
Jackson, P

1971

Agee, CF
Harrelson, SS
Jones, LF
Shamsky, RF
Clendenon, 1B
Boswell, 2B
Aspromonte, 3B
Grote, C
Seaver, P

1977

Mazzilli, CF
Millan, 2B
Milner, LF
Kingman, RF
Kranepool, 1B
Stearns, C
Staiger, 3B
Harrelson, SS
Seaver, P

1983

Wilson, CF
Bailor, SS
Kingman, 1B
Foster, LF
Brooks, 3B
Howard, RF
Giles, 2B
Hodges, C
Seaver, P

1989

Wilson, CF
Jefferies, 2B
Hernandez, 1B
Strawberry, RF
McReynolds, LF
Carter, C
Johnson, 3B
Elster, SS
Gooden, P

1995

Butler, CF
Vizcaino, SS
Brogna, 1B
Bonilla, 3B
Kent, 2B
Segui, LF
Everett, RF
Hundley, C
B. Jones, P

1966

Jones, RF
Hunt, 2B
Boyer, 3B
Stuart, 1B
Hickman, CF
Swoboda, LF
Grote, C
McMillan, SS
Fisher, P

1972

Harrelson, SS
Boswell, 2B
Agee, CF
Staub, RF
Jones, LF
Fregosi, 3B
Kranepool, 1B
Grote, C
Seaver, P

1978

Randle, 3B
Foli, SS
S. Henderson, LF
Montanez, 1B
K. Henderson, RF
Mazzilli, CF
Stearns, C
Flynn, 2B
Kosman, P

1984

Backman, 2B
Oquendo, SS
Hernandez, 1B
Foster, LF
Strawberry, RF
Wilson, CF
Brooks, 3B
Hodges, C
Torrez, P

1990

Jefferies, 2B
Miller, CF
Johnson, 3B
Strawberry, RF
McReynolds, LF
Marshall, 1B
Lyons, C
Elster, SS
Gooden, P

1996

L. Johnson, CF
Gilkey, LF
Brogna, 1B
Huskey, RF
Kent, 3B
Hundley, C
Vizcaino, 2B
Ordoñez, SS
B. Jones, P

1967

Bosch, CF
Jones, RF
Boyer, 3B
Davis, LF
Swoboda, 1B
Buchek, 2B
Grote, C
Harrelson, SS
Cardwell, P

1973

Harrelson, SS
Millan, 2B
Mays, CF
Staub, RF
Jones, LF
Milner, 1B
Fregosi, 3B
Dyer, C
Seaver, P

1979

Mazzilli, CF
Chapman, 2B
Hebner, 3B
Stearns, C
Montanez, 1B
S. Henderson, LF
Maddox, RF
Flynn, SS
Swan, P

1985

Backman, 2B
Wilson, CF
Hernandez, 1B
Carter, C
Strawberry, RF
Foster, LF
Johnson, 3B
Santana, SS
Gooden, P

1991

Coleman, CF
Jefferies, 3B
Magadan, 1B
Brooks, RF
Johnson, SS
McReynolds, LF
Herr, 2B
O'Brien, C
Gooden, P

1997

L. Johnson, CF
Olerud, 1B
Gilkey, LF
Hundley, C
Huskey, 3B
Baerga, 2B
Everett, RF
Ordoñez, SS
Harnisch, P

1998

McRae, CF
Alfonzo, 3B
Gilkey, LF
Olerud, 1B
Baerga, 2B
Huskey, RF
Spehr, C
Ordoñez, SS
B. Jones, P

2004

Matsui, SS
Gutierrez, 2B
Floyd, LF
Piazza, C
Cameron, CF
Phillips, 1B
K. Garcia, RF
Wigginton, 3B
Glavine, P

2010

Cora, SS
Castillo, 2B
Wright, 3B
Jacobs, 1B
Bay, LF
Matthews, Jr, CF
Francoeur, RF
Barajas, C
Santana, P

2016

Granderson, RF
Wright, 3B
Céspedes, LF
Duda, 1B
Walker, 2B
Conforto, DH
Cabrera, SS
d'Arnaud, C
Lagares, CF
Harvey, P

2022

Marte, RF
Davis, DH
Lindor, SS
Alonso, 1B
Escobar, 3B
Canó, 2B
Canha, CF
McNeil, LF
McCann, C
Megill, P

1999

Henderson, LF
Alfonzo, 2B
Olerud, 1B
Piazza, C
Bonilla, RF
Ventura, 3B
McRae, CF
Ordoñez, SS
Leiter, P

2005

Reyes, SS
Matsui, 2B
Beltrán, CF
Piazza, C
Floyd, LF
Mientkiewicz, 1B
Wright, 3B
Valent, RF
Martinez, P

2011

Reyes, SS
Harris, LF
Wright, 3B
Beltrán, RF
Pagan, CF
Davis, 1B
Emaus, 2B
Thole, C
Pelfrey, P

2017

Reyes, 3B
Cabrera, SS
Céspedes, LF
Granderson, CF
Walker, 2B
Bruce, RF
Duda, 1B
Rivera, C
Syndergaard, P

2000

Henderson, LF
Hamilton, CF
Alfonzo, 2B
Piazza, C
Ventura, 3B
Bell, RF
Zeile, 1B
Ordoñez, SS
Hampton, P

2006

Reyes, SS
Lo Duca, C
Beltrán, CF
Delgado, 1B
Wright, 3B
Floyd, LF
Nady, RF
Hernandez, 2B
Glavine, P

2012

Torres, CF
Murphy, 2B
Wright, 3B
Davis, 1B
Bay, LF
Duda, RF
Thole, C
Tejada, SS
Santana, P

2018

Nimmo, CF
Céspedes, LF
Bruce, RF
Cabrera, 2B
Frazier, 3B
González, 1B
Plawecki, C
Syndergaard, P
Rosario, SS

2001

Agbayani, LF
Alfonzo, 2B
Ventura, 3B
Piazza, C
Zeile, 1B
Payton, CF
Hamilton, RF
Ordoñez, SS
Leiter, P

2007

Reyes, SS
Lo Duca, C
Beltrán, CF
Delgado, 1B
Wright, 3B
Alou, LF
Green, RF
Valentin, 2B
Glavine, P

2013

Cowgill, CF
Murphy, 2B
Wright, 3B
Davis, 1B
Byrd, RF
Duda, LF
Buck, C
Tejada, SS
Niese, P

2019

Nimmo, LF
Alonso, 1B
Canó, 2B
Conforto, RF
Ramos, C
McNeil, 3B
Rosario, SS
Lagares, CF
deGrom, RHP

2002

Cedeño, LF
Alomar, 2B
Vaughn, 1B
Piazza, C
Alfonzo, 3B
Burnitz, RF
Payton, CF
Ordoñez, SS
Leiter, P

2008

Reyes, SS
Castillo, 2B
Wright, 3B
Beltrán, CF
Delgado, 1B
Pagan, LF
Church, RF
Schneider, C
Santana, P

2014

E. Young, 2B
Lagares, CF
Wright, 3B
Granderson, RF
Brown, LF
Davis, 1B
d'Arnaud, C
Tejada, SS
Gee, P

2020

Nimmo, CF
McNeil, 3B
Alonso, 1B
Conforto, RF
Céspedes, DH
Canó, 2B
Davis, LF
Ramos, C
Rosario, SS
deGrom, RHP

2003

Cedeño, CF
Alomar, 2B
Floyd, LF
Piazza, C
Vaughn, 1B
Wigginton, 3B
Burnitz, RF
Sanchez, SS
Glavine, P

2009

Reyes, SS
Murphy, LF
Wright, 3B
Delgado, 1B
Beltrán, CF
Church, RF
Schneider, C
Castillo, 2B
Santana, P

2015

Granderson, RF
Wright, 3B
Duda, 1B
Cuddyer, LF
Murphy, 2B
Lagares, CF
d'Arnaud, C
Flores, SS
Colón, P

2021

Pillar, CF
Lindor, SS
Conforto, RF
Alonso, 1B
Davis, 3B
McNeil, 2B
McCann, C
Nimmo, LF
deGrom, RHP

LONGEST INDIVIDUAL SCORELESS STREAKS

	Player	Year	Innings	Player	Year	Innings
1.	R.A. Dickey	2012	32.2	3. Dwight Gooden	1984	31.0
2.	Jerry Koosman	1973	31.2	Tom Seaver	1971	31.0
3.	Jacob deGrom	2021	31.0	6. Tom Seaver	1975	28.0
	Jacob deGrom	2019-2020	31.0	7. Jesse Orosco	1983	27.2
	Bartolo Colón	2015	31.0	8. Pat Zachry	1980	27.0

HOME OPENER ATTENDANCE

1962	12,447	1975	18,527*	1988	48,719	2001	53,640	2014	42,442*
1963	25,849	1976	15,963*	1989	38,539*	2002	53,734*	2015	43,947
1964	48,736	1977	23,907	1990	47,919*	2003	53,586*	2016	44,099
1965	37,999*	1978	11,736*	1991	49,276*	2004	53,666	2017	44,384*
1966	52,812*	1979	10,406	1992	47,218	2005	53,663	2018	44,189*
1967	31,510*	1980	12,219*	1993	53,134*	2006	54,371*	2019	44,424
1968	52,079	1981	15,205	1994	42,467	2007	56,227	2020	-
1969	44,541*	1982	40,845	1995	26,604	2008	56,350	2021	8,492^
1970	41,679	1983	48,682*	1996	42,060*	2009	41,007	2022	43,820
1971	26,062*	1984	46,637	1997	21,981	2010	41,245*		
1972	15,893*	1985	46,781*	1998	48,142*	2011	41,075		* season opener
1973	27,326*	1986	47,752	1999	52,052	2012	42,080*		^max capacity due to pandemic
1974	17,154	1987	46,102*	2000	52,308	2013	41,053*		

YEAR-BY-YEAR ATTENDANCE

Year	Home	Road	Total	Year	Home	Road	Total
1962	922,530	876,780	1,799,310	1994*	1,151,471	1,821,608	2,973,079
1963	1,080,108	829,093	1,909,201	1995*	1,273,183	1,827,204	3,100,387
1964	1,732,597	814,952	2,547,549	1996	1,588,323	2,057,456	3,645,779
1965	1,768,389	1,075,431	2,843,820	1997	1,766,174	2,382,838	4,149,012
1966	1,932,693	1,177,525	3,110,218	1998	2,287,942	2,169,244	4,457,186
1967	1,565,492	936,045	2,501,537	1999	2,725,920	2,600,156	5,326,076
1968	1,781,657	883,566	2,665,223	2000	2,800,221	2,575,263	5,375,484
1969	2,175,373	1,197,206	3,372,579	2001	2,658,279	2,426,433	5,084,712
1970	2,697,479	1,668,911	4,366,390	2002	2,804,838	2,156,037	4,960,875
1971	2,266,680	1,525,182	3,791,862	2003	2,187,291	2,291,237	4,478,528
1972*	2,134,185	1,502,815	3,637,000	2004	2,318,321	2,406,142	4,724,463
1973	1,912,390	1,322,594	3,234,984	2005	2,829,931	2,836,304	5,666,235
1974	1,722,209	1,350,613	3,072,822	2006	3,379,535	2,725,074	6,104,609
1975	1,730,566	1,290,026	3,020,592	2007	3,853,949	2,906,939	6,760,888
1976	1,468,754	1,391,917	2,860,671	2008	4,042,043	2,911,471	6,953,514
1977	1,066,825	1,471,030	2,537,855	2009	3,154,262	2,576,606	5,730,868
1978	1,007,328	1,440,082	2,447,410	2010	2,559,738	2,374,853	4,934,591
1979	788,905	1,558,135	2,347,040	2011	2,352,596	2,646,396	4,998,992
1980	1,178,659	1,546,529	2,725,188	2012	2,242,803	2,751,369	4,974,172
1981*	701,910	1,014,139	1,716,049	2013	2,135,657	2,480,896	4,616,553
1982	1,320,055	1,624,181	2,944,236	2014	2,148,808	2,609,590	4,758,398
1983	1,103,808	1,635,971	2,739,779	2015	2,569,753	2,486,157	5,055,910
1984	1,829,482	1,769,850	3,599,332	2016	2,789,602	2,463,347	5,252,949
1985	2,751,437	2,002,430	4,753,867	2017	2,460,622	2,460,154	4,920,776
1986	2,762,417	2,180,166	4,942,583	2018	2,224,995	2,383,676	4,608,671
1987	3,027,121	2,323,808	5,350,929	2019	2,442,532	2,383,685	4,826,217
1988	3,047,724	2,553,582	5,601,306	2020^	-	-	-
1989	2,918,710	2,498,323	5,417,033	2021%	1,487,614	1,661,497	3,149,111
1990	2,732,745	2,355,140	5,087,885	2022	2,564,737	2,346,402	4,911,139
1991	2,284,484	2,143,423	4,427,907				
1992	1,779,534	2,120,154	3,899,688				
1993	1,873,183	2,660,514	4,533,697				
				TOTALS	127,925,921	118,411,247	246,337,168

* = Strike-shortened season

^ = Pandemic-shortened season (no fans)

% = Capacity reduced due to pandemic

ATTENDANCE RECORDS

Regular Season	Paid	Opponent	Date
Weekday Game	56,350	Philadelphia	April 8, 2008
Weeknight Game	56,658	San Francisco	May 13, 1966
Saturday Afternoon	56,227	Yankees	May 19, 2007
Saturday Night	55,085	Colorado	August 19, 2006
Sunday Afternoon	56,738	Los Angeles-NL	June 23, 1968
Sunday Night	56,438	Yankees	May 20, 2007
Doubleheader	57,175	Los Angeles-NL	June 13, 1965
Twilight	52,320	St. Louis	August 21, 1998
Holiday Doubleheader*	54,360	Los Angeles-NL	May 30, 1962
Holiday Single	55,437	Yankees	July 4, 2004
3-Date Series	168,912	Yankees	May 18-20, 2007
4-Date Series	208,853	Los Angeles -NL	May 29-June 1, 2008
1 Week (Mon-Sun)	306,865		June 17-23, 1985
Most Paid Crowds over 50,000	47		2008
Opening Day	56,350	Philadelphia	April 8, 2008
Season	4,042,043		2008

* Polo Grounds Record

Division Series	Paid	Opponent	Date
Game 2	57,029	Los Angeles-NL	October 5, 2006
Championship Series	Paid	Opponent	Date
Game 7	56,357	St. Louis	October 19, 2006
World Series	Paid	Opponent	Date
Game 5	57,397	Baltimore	October 16, 1969

ATTENDANCE HIGHS VS. OPPONENTS

Opponent	Attendance	Date	Type Game
Arizona	53,012	June 3, 2007	Sunday Day
Atlanta	56,039	September 14, 2008	Sunday Day
Baltimore	52,320	June 17, 2006	Saturday Day
Boston	52,006	July 14, 2001	Saturday Day
Chicago-NL	54,416	September 24, 2008	Wednesday Night
Chicago-AL	34,160	June 1, 2016	Wednesday Day
Cincinnati	55,391	July 27, 1969	Sunday Day
Cleveland	33,800	August 20, 2019	Tuesday Day
Colorado	55,085	August 19, 2006	Saturday Night
Detroit	40,691	May 25, 2019	Saturday Day
Houston	54,424	May 30, 1970	Saturday Day
Kansas City	44,815	June 22, 2002	Saturday Night
Los Angeles-NL	57,175	June 13, 1965	Sunday DH
Los Angeles-AL	43,582	June 12, 2005	Sunday Day
New York Yankees	56,438	May 20, 2007	Sunday Night
Miami	56,059	September 28, 2008	Final Game at Shea
Milwaukee	55,830	April 15, 2006	Saturday Day
Minnesota	44,517	June 20, 2007	Wednesday Night
Montreal	53,968	July 11, 1970	Saturday Night
Oakland	52,920	June 23, 2007	Saturday Night
Philadelphia	57,011	July 14, 1968	Sunday DH
Pittsburgh	55,901	Sept. 21, 1969	Sunday DH
St. Louis	55,862	June 22, 1969	Sunday DH
San Diego	52,308	April 3, 2000	Opening Day
San Francisco	57,037	May 31, 1964	Sunday DH
Seattle	52,154	June 25, 2008	Wednesday Night
Tampa Bay	46,610	June 4, 2000	Sunday Night
Texas	55,438	June 15, 2008	Sunday DH
Toronto	34,203	July 16, 2001	Monday Night
Washington	54,371	April 3, 2006	Opening Day

ATTENDANCE RECORDS

TOP 10 REGULAR SEASON CROWDS AT THE POLO GROUNDS

Attendance	Opponent	Date
55,704	Los Angeles-NL	May 30, 1962
53,880	San Francisco	May 5, 1963
49,431	San Francisco	May 3, 1963
46,184	Los Angeles-NL	August 18, 1963
43,742	San Francisco	June 1, 1962
41,001	San Francisco	June 2, 1962
39,741	Los Angeles-NL	August 24, 1962
37,253	Los Angeles-NL	July 14, 1962
37,170	Chicago-NL	May 30, 1963
35,463	San Francisco	July 15, 1962

TOP 10 REGULAR SEASON CROWDS AT SHEA STADIUM

Attendance	Opponent	Date	Game Type
57,175	Los Angeles-NL	June 13, 1965	Sunday DH
57,037	San Francisco	May 31, 1964	Sunday DH
57,011	Philadelphia	July 14, 1968	Sunday DH
56,738	Los Angeles-NL	June 23, 1968	Sunday Day
56,658	San Francisco	May 13, 1966	Friday Night
56,438	Yankees	May 20, 2007	Sunday Night
56,350	Philadelphia	April 8, 2008	Opening Day
56,337	Yankees	May 18, 2007	Friday Night
56,332	Los Angeles-NL	June 5, 1966	Sunday DH
56,308	Yankees	June 27, 2008	Friday Night

TOP 10 REGULAR SEASON CROWDS AT CITI FIELD

Attendance	Opponent	Date	Game Type
44,466	San Francisco	April 30, 2016	Saturday Day
44,384	Atlanta	April 3, 2017	Opening Day
44,424	Washington	April 4, 2019	Opening Day
44,189	St. Louis	March 29, 2018	Opening Day
44,099	Philadelphia	April 8, 2016	Opening Day
43,947	Philadelphia	April 13, 2015	Opening Day
43,928	Miami	September 29, 2018	Saturday Night
43,875	Washington	August 10, 2019	Saturday Night
43,857	Philadelphia	August 13, 2022	Saturday Night
43,820	Arizona	April 15, 2022	Opening Day

TOP 3 POSTSEASON CROWDS AT CITI FIELD

Attendance	Opponent	Date	Game Type
44,859	Kansas City	November 1, 2015	Game 5 World Series
44,815	Kansas City	October 31, 2015	Game 4 World Series
44,781	Kansas City	October 30, 2015	Game 3 World Series

ALL-STAR GAME ATTENDANCE

Attendance	Opponent	Date
50,850	July 7, 1964	Shea Stadium
45,186	July 16, 2013	Citi Field

IMPORTANT DATES IN METS HISTORY

OCTOBER 16, 1960 Owners for the eight National League teams meet in Chicago and unanimously pass a resolution to expand the NL to 10 teams, with the newest franchises being placed in Houston and New York.



The Mets being welcomed to New York City at City Hall in Manhattan.

MARCH 14, 1961 George Weiss becomes the New York Mets' first club president.

SEPTEMBER 29, 1961 Casey Stengel is hired to be the team's first manager.

OCTOBER 10, 1961 The National League expansion draft is held in Cincinnati, with the Mets selecting catcher Hobie Landrith with their first pick. By the end of the draft, New York has 22 players.

APRIL 10, 1962 The Mets' first regular-season game is rained out in St. Louis.

APRIL 11, 1962 The Mets lose the franchise's inaugural regular-season game, an 11-4 defeat at St. Louis. Roger Craig takes the loss, while Gil Hodges hits the first home run in team history.

APRIL 13, 1962 With snow flurries falling, the Mets play their first-ever home game at the Polo Grounds, losing, 4-3, to Pittsburgh. Attendance for the game is listed as 12,447.

APRIL 23, 1962 After starting the season 0-9, the Mets win their first game with a 9-1 victory at Pittsburgh. Jay Hook throws a complete game five-hitter.

APRIL 28, 1962 The Mets score six times in the sixth inning and Roger Craig pitches 3.0 innings of scoreless relief as New York beats Philadelphia, 8-6, to win for the first time at the Polo Grounds.

MAY 9, 1962 Marv Throneberry is acquired from Baltimore in exchange for Hobie Landrith and cash.

MAY 30, 1962 The Dodgers return to New York for the first time and sweep a doubleheader from the Mets in front of 54,360 fans, the NL's largest crowd of the year. The Mets turn their first-ever triple play in the sixth inning of Game Two.

JUNE 8, 1962 Jay Hook and the Mets stop a franchise-record 17-game losing streak with a 4-3 win over the Cubs in the first game of a doubleheader. Hook limits the Cubs to three runs over 8.0 innings to end the skid that started on May 21st at Houston.

JUNE 30, 1962 Sandy Koufax no-hits the Mets in a 5-0 win at Los Angeles. Koufax strikes out 13 and walks five.

SEPTEMBER 30, 1962 Frank Thomas hits his 34th home

run of the season to set a club record that stands until 1975.

JUNE 20, 1963 Using a five-run third inning, the Mets cruise to a 6-2 victory over the Yankees in the first Met-Yankee Mayor's Trophy Game at Yankee Stadium.

JULY 30, 1963 The Mets end a modern-day major league record 22-game road losing streak with a 5-1 win at Los Angeles.

AUGUST 7, 1963 With a single in the first, a double in the second, a triple in the fourth and a home run in the sixth, Jim Hickman becomes the first Mets player to hit for the cycle, victimizing St. Louis at Sportsman Park. Hickman's natural cycle is still the only one in franchise history and one of 14 in the major league record books.

AUGUST 9, 1963 Jim Hickman hits a two-out, game-winning grand slam off Lindy McDaniel to give the Mets a 7-3 victory over the Cubs at the Polo Grounds, also ending Roger Craig's then-franchise record 18-game losing streak.

APRIL 17, 1964 William A. Shea Municipal Stadium opens to a near-capacity crowd of 48,736 and a Mets loss, 4-3, to the Pirates. Future Hall of Famer Willie Stargell hits a solo shot in the second inning to plate the first run in the stadium's history, while Ron Hunt becomes the first Mets player to score in the fourth.

APRIL 19, 1964 The Mets win their first of 1,859 victories at Shea Stadium, beating the Pirates, 6-0, behind Al Jackson's six-hitter.

MAY 26, 1964 The Mets rout the Cubs, 19-1, at Wrigley Field.

MAY 31, 1964 The Mets and Giants play the longest doubleheader in history, combining for a total of 32 innings. The Giants complete the sweep with an 8-6 win in the 23-inning nightcap, despite a triple play by the Mets in the top of 14th.

JUNE 21, 1964 Jim Bunning pitches a perfect game against the Mets, striking out 10 in the 6-0 victory.

JULY 7, 1964 Shea plays host to its only All-Star Game and Ron Hunt becomes the first Mets player to make the All-Star team as the National League uses a four-run ninth inning to beat the American League, 7-4. Hunt starts at second base and finishes with one hit in three at-bats.

OCTOBER 4, 1964 With the NL pennant on the line for the Cardinals, the Mets drop the season finale, 11-5, at St. Louis. A Mets victory would have created a three-way tie between the Cardinals, the Reds and the Phillies.

NOVEMBER 17, 1964 The Mets sign catcher and future Hall of Famer Yogi Berra to a two-year contract.

NOVEMBER 23, 1964 The Mets get their second future Hall of Famer in less than a week when the team acquires lefthander Warren Spahn from Milwaukee.

APRIL 14, 1965 Ron Swoboda hits a pinch-hit home run in his second major league at-bat. The rookie would go on to finish the season with a team-high 19 home runs.

JUNE 14, 1965 Cincinnati's Jim Maloney no-hits the Mets for 10 innings, but loses, 1-0, when Johnny Lewis hits a home run in the 11th inning.

JULY 24, 1965 In what turned out to be Casey Stengel's last game as a major league manager, the Mets lose, 5-1,

to the Phillies. That night, Stengel breaks his hip in a fall after the annual Old Timers Dinner and finishes his career with 1,905 victories.

JULY 26, 1965 Wes Westrum is named interim manager. The Mets had actually won Westrum's first game as manager the previous day, when the club beat Philadelphia, 8-1, in the opener of a doubleheader.

AUGUST 26, 1965 Tug McGraw allows two runs in 7.2 innings and the Mets beat the Dodgers and Sandy Koufax, 5-2. It is the first time in 14 career games that the Mets beat the future Hall of Famer. Koufax had been 13-0 against the Mets prior to the loss.

SEPTEMBER 3, 1965 Jim Hickman hits three home runs in a game, becoming the first player to do so in club history. His record has been matched 14 other times.

OCTOBER 19, 1965 The Mets acquire catcher Jerry Grote from Houston for a player to be named later.

FEBRUARY 24, 1966 USC righthander Tom Seaver and Atlanta agree to a \$50,000 contract, violating a major league rule prohibiting college players from signing with a pro team after the start of the collegiate season.

MARCH 2, 1966 Major League Baseball Commissioner William Eckert voids Tom Seaver's contract with Atlanta.

APRIL 2, 1966 The Mets are awarded negotiating rights with Tom Seaver after they, along with Philadelphia and Cleveland, match Atlanta's original offer of \$50,000. But it's the Mets' slip of paper that MLB Commissioner William Eckert picks out of a hat, thus giving the Mets a chance to sign the former number one pick.

APRIL 3, 1966 Tom Seaver and the Mets agree to a contract and the righthander is assigned to Jacksonville of the International League.

APRIL 17, 1966 The Mets score three times in the last two innings to beat the Braves, 5-4, at Shea. The Mets were 2-1 on the year, marking the first time in franchise history the team was above .500.

OCTOBER 2, 1966 The Mets drop a doubleheader at home against Houston, but finish out of last place in the National League for the first time in their history.

NOVEMBER 14, 1966 Bing Devine takes over for George Weiss as team president and General Manager.

NOVEMBER 29, 1966 The Mets acquire Tommy Davis for Jim Hickman and Ron Hunt. Hickman was the last member of the original 22-player expansion draft class.

APRIL 13, 1967 Tom Seaver makes his major league debut, recording a no-decision in a 3-2 win over the Pittsburgh Pirates.

SEPTEMBER 21, 1967 Wes Westrum resigns as manager and is replaced by coach Salty Parker.

OCTOBER 11, 1967 Gil Hodges is hired as the fourth manager in club history.

NOVEMBER 20, 1967 Tom Seaver wins the NL Rookie of the Year award, the first Mets player to win a major award. Seaver finished the season 16-13 with a 2.76 ERA.

DECEMBER 15, 1967 Tommy Davis and Jack Fisher headline a package sent to Chicago-AL in exchange for Tommie Agee and Al Weis.

DECEMBER 27, 1967 Johnny Murphy becomes the third General Manager in franchise history when he replaces Bing Devine.

APRIL 14, 1968 Rookie Nolan Ryan shuts out Houston over 6.2 innings to earn his first big league win, 4-0.

APRIL 15, 1968 The Mets play what is now the second-longest game in club history, losing a 24-inning marathon in Houston, 1-0.

APRIL 17, 1968 Jerry Koosman throws his second consecutive shutout and strikes out 10 as the Mets win their first-ever home opener, 3-0 over San Francisco.



The infamous black cat that brought the Mets good luck during the 1969 pennant chase.

JUNE 10, 1969 The Mets win their 11th straight to set a club record. The streak began on May 28th at home against San Diego.

JUNE 15, 1969 The Mets send a package of four players to Montreal for Donn Clendenon.

JULY 9, 1969 Tom Seaver retires the first 25 Cubs he faces before Jimmy Qualls lines a clean single to left-centerfield. Seaver gets two more outs to finish with a one-hitter and a 4-0 victory.

AUGUST 13, 1969 After an 8-2 loss at Houston, the Mets are 10 games back of the front running Cubs for first place in the NL East.

SEPTEMBER 9, 1969 A black cat emerges in front of the visiting Cubs dugout at Shea. The good luck feline stares directly into the Cubs dugout and helps lift the Mets to a 7-1 win.

SEPTEMBER 10, 1969 After a doubleheader sweep of the Expos, the Mets move into sole possession of first place for the first time in their history.

SEPTEMBER 15, 1969 Ron Swoboda hits two home runs off Steve Carlton to help the Mets beat the Cardinals, 4-3, in a game that Carlton sets a modern major league record with 19 strikeouts.

SEPTEMBER 24, 1969 Donn Clendenon hits two home runs to back Gary Gentry's four-hitter and the Mets clinch the NL East with a 6-0 win over St. Louis.

SEPTEMBER 30, 1969 The Mets finish the season 100-62, winners of 38 of their final 49 games.

OCTOBER 6, 1969 Home runs from Tommie Agee, Ken Boswell and Wayne Garrett help the Mets finish a sweep of Atlanta in the National League Championship Series.

OCTOBER 14, 1969 The Mets host their first-ever World Series game at Shea. The Mets beat the Baltimore Orioles, 5-0, in Game 3 to take a 2-1 series lead. Tommie Agee hits a leadoff home run and makes two spectacular catches in the field.

OCTOBER 16, 1969 Jerry Koosman throws a five-hitter and the Mets beat Baltimore, 5-3, at Shea to finish off the Orioles, 4-1, and win their first-ever World Series.

OCTOBER 29, 1969 Tom Seaver is named the NL Cy Young winner for the first time in his career. He finished the season 25-7 with a 2.21 ERA.

JANUARY 14, 1970 General Manager Johnny Murphy passes away after suffering a heart attack. Five days later, Bob Scheffing is named General Manager.

APRIL 22, 1970 Tom Seaver ties the modern major league record with 19 strikeouts, including 10 in a row to finish the game, in a 2-1 win over San Diego at Shea.

DECEMBER 10, 1971 The Mets trade Nolan Ryan and three others to California for Jim Fregosi.

APRIL 2, 1972 Gil Hodges suffers a fatal heart attack.

APRIL 6, 1972 The Mets announce two moves: Yogi Berra has been named the manager and the club has acquired Rusty Staub from Montreal.

MAY 11, 1972 The Mets acquire Willie Mays from San Francisco.

AUGUST 5, 1973 After a doubleheader sweep by St. Louis, the Mets are 11.5 games out of first place with 54 games left to play.

AUGUST 17, 1973 Willie Mays hits the 660th and last home run of his illustrious career off Cincinnati's Don Gullett at Shea Stadium.

SEPTEMBER 20, 1973 Using the memorable "Ball-on-the-Wall" play in which a shot to left field caromed directly to Cleon Jones and helped the Mets cut down the potential game-winning run at home plate, the Mets pull within a half game of first place after a 4-3 win vs. Pittsburgh.

OCTOBER 1, 1973 With a 6-4 win at Wrigley Field, their 29th in their last 43 games, the Mets clinch their second NL East title.

OCTOBER 8, 1973 Bud Harrelson and Pete Rose spark a bench-clearing brawl in Game 3 of the NLCS at Shea. The spirited Mets beat the Reds, 9-2.

OCTOBER 10, 1973 The Mets clinch their second National League pennant with a 7-2 win over Cincinnati in a decisive Game 5.

OCTOBER 21, 1973 Oakland wins Game 7 to deny the Mets their second World Series title.

OCTOBER 1, 1974 Joe McDonald replaces Bob Scheffing as the General Manager.

AUGUST 6, 1975 Yogi Berra is dismissed as manager and coach Roy McMillan is named interim skipper.

OCTOBER 3, 1975 Joe Frazier takes over as the team's manager.

NOVEMBER 12, 1975 Tom Seaver wins his third NL Cy Young Award after finishing the season 22-9 with a 2.38 ERA and 243 strikeouts.

MAY 31, 1977 Joe Torre is named player-manager and the team beats Montreal, 6-2, at Shea in his debut. He removes himself from the active roster on June 18th.

JUNE 15, 1977 Tom Seaver is traded to Cincinnati in exchange for four players.

JANUARY 24, 1980 The Mets are sold to a group headed

by Doubleday & Co.

FEBRUARY 21, 1980 Frank Cashen is named the club's new General Manager.

OCTOBER 20, 1980 Sixteen days after an announcement that Joe Torre would not return as manager, George Bamberger is introduced as the new skipper.

MAY 6, 1983 Rookie Darryl Strawberry makes his major league debut, batting third and playing right field at home against Cincinnati. He is named the Rookie of the Year in the off-season, becoming the third Mets player to win the award.

JUNE 3, 1983 Manager George Bamberger resigns and is replaced by Frank Howard.


JUNE 15, 1983 The Mets acquire Keith Hernandez from St. Louis for Neil Allen and Rick Ownbey.

OCTOBER 13, 1983 Davey Johnson takes over as the club's manager.

APRIL 7, 1984 Nineteen-year-old Dwight Gooden goes 5.0 innings and strikes out five Astros to win his major league debut in Houston, 3-2. Gooden finishes the season with a major league rookie record 276 strikeouts. The righthander also becomes the second straight Mets player to win the NL Rookie of the Year award when he is given the honor in the off-season.

DECEMBER 12, 1984 The Mets acquire Gary Carter in exchange for infielder Hubie Brooks, catcher Mike Fitzgerald, outfielder Herm Winningham and pitcher Floyd Youmans.

OCTOBER 2, 1985 Dwight Gooden beats St. Louis, 5-2, on the road for his 24th win of the season. The 10-strikeout complete game caps a spectacular season for "Dr. K"



Perhaps the most famous play in Mets history; Mookie Wilson's roller up the first base line plates Ray Knight with the game-winning run in the bottom of the 10th inning in Game Six of the 1986 World Series. The win evened the series and forced Game Seven.

in which the 20-year-old finishes with a league-best in ERA (1.53), wins, innings (276.2), strikeouts (268) and complete games (16). In the off-season, he becomes the youngest player to win the NL Cy Young award.

SEPTEMBER 17, 1986 A 4-2 win over Chicago-NL at Shea clinches the NL East for the Mets. It is the earliest calendar clinching date in NL East history.

OCTOBER 5, 1986 In the season finale, the Mets beat Pittsburgh, 9-0, at Shea for their 108th victory of the year. The team sets franchise records for wins, home wins (55), road wins (53), home runs (148), batting average (.263) and attendance (2,762,417).

OCTOBER 11, 1986 Lenny Dykstra's two-run walkoff home run in the ninth inning lifts the Mets to a 6-5 win in Game 3 of the NLCS vs. Houston.

OCTOBER 15, 1986 The Mets clinch the third NL pennant in club history when they score three times in the 16th inning of Game 6 and beat Houston, 7-6.

OCTOBER 25, 1986 Bill Buckner's error allows Ray Knight to score Game 6's game-winning run in the bottom of the 10th inning and tie the World Series at three games apiece.

OCTOBER 27, 1986 Jesse Orosco strikes out Marty Barrett swinging to save an 8-5 win in Game 7 over Boston and give the Mets their second World Series title.

JULY 7, 1987 The Mets sweep a doubleheader in Atlanta to make Davey Johnson the winningest manager in club history, surpassing Gil Hodges' 339 victories.

SEPTEMBER 22, 1988 Ron Darling throws a six-hitter and the Mets beat the Phillies, 3-1, to clinch the NL East for the fourth time in franchise history.

OCTOBER 9, 1988 Mike Scioscia hits a two-run home run in the top of the ninth inning to send Game 4 of the NLCS into extra innings, where the Dodgers win and deny the Mets a 3-1 series lead. The Dodgers went on to win the pennant in seven games.

MAY 26, 1990 The Mets beat San Diego, 11-0, in what turned out to be Davey Johnson's last win as a Mets manager. His 595 victories are a club record.

MAY 29, 1990 Bud Harrelson replaces Davey Johnson to become the 12th manager in club history.

SEPTEMBER 27, 1991 Al Harazin takes over for Frank Cashen as the team's General Manager.

SEPTEMBER 30, 1991 Mike Cubbage is named the interim manager after Bud Harrelson is dismissed.

OCTOBER 6, 1991 Howard Johnson drives in his 117th win of the season in a 7-0 win at Philadelphia to finish with the league lead and set a franchise record.

OCTOBER 11, 1991 Jeff Torborg signs a four-year contract to manage the team.

DECEMBER 2, 1991 Bobby Bonilla and the Mets agree to terms on a five-year contract.

MAY 19, 1993 Dallas Green becomes the 15th manager in club history after Jeff Torborg resigns.

JUNE 22, 1993 Al Harazin resigns his position of General Manager and Joe McLivaine becomes Executive VP of Baseball Operations on July 8th.

AUGUST 26, 1996 Bobby Valentine succeeds Dallas Green as manager.

SEPTEMBER 14, 1996 Todd Hundley hits his 41st home run of the season in a 6-5 win at home against Atlanta to set a major league record for home runs in a season by a catcher.

JUNE 16, 1997 Dave Mlicki throws his first career complete game to help the Mets to a 6-0 win over the Yankees at Yankee Stadium in the first ever regular-season game between the clubs.

JULY 16, 1997 Steve Phillips is named the club's new General Manager.

MAY 22, 1998 The Mets acquire Mike Piazza from Florida in exchange for Preston Wilson, Ed Yarnell and Geoff Goetz.

OCTOBER 4, 1999 In a one-game playoff at Cincinnati with the National League Wild Card on the line, Al Leiter throws a two-hitter and the Mets beat the Reds, 5-0. The win sends the Mets to their fifth postseason appearance in team history.

OCTOBER 9, 1999 Todd Pratt hits a 10th-inning solo home run just over the leaping try of centerfielder Steve Finley and the Mets beat Arizona, 4-3, in Game 4 to close out the NLDS.

OCTOBER 17, 1999 Robin Ventura hits a game-ending, bases-loaded home run in the 15th inning that is officially scored a single to help the Mets to a 4-3 win over Atlanta and a 3-2 series deficit in the NLCS.

OCTOBER 19, 1999 New York climbs back from a 5-0 first inning deficit in Game 6 of the NLCS to take leads of 8-7 and 9-8, but loses 10-9 in 11 innings to fall four games-to-two to the Braves.

DECEMBER 23, 1999 The Mets acquire lefthanded pitcher Mike Hampton and Derek Bell from Houston for a package of three players.

MARCH 30, 2000 The Mets finish a historic two-game, season-opening set in Japan against Chicago-NL with a 5-1 victory after Benny Agbayani hits a pinch-hit grand slam in the 11th inning.

JUNE 30, 2000 The Mets score a then franchise-record 10 runs in the eighth inning, highlighted by Mike Piazza's three-run home run as they top the Braves, 11-8.

JULY 8, 2000 The Yankees sweep the Mets in a split-stadium doubleheader. It was the first time that two teams played two games in two different ballparks in one day in 97 years.

OCTOBER 8, 2000 Bobby J. Jones throws a one-hitter to help the Mets beat the Giants, 4-0, and clinch the National League Divisional Series three games-to-one.

OCTOBER 16, 2000 Mike Hampton earns his second win of the National League Championship Series, beating the Cardinals, 7-0, to clinch the NLCS MVP and send the Mets to their fourth World Series.

OCTOBER 26, 2000 The Yankees beat the Mets, 4-2, in Game 5 of the World Series to clinch the title, four-games-to-one.

SEPTEMBER 21, 2001 In New York City's first sporting event after the tragic events of September 11th, Mike Piazza hits a two-run home run in the eighth inning to lift the Mets past the Braves, 3-2.

AUGUST 24, 2002 Fred Wilpon becomes the sole owner of the Mets, completing his purchase of Nelson Doubleday's half of the team.

OCTOBER 28, 2002 Art Howe is named the 17th manager in team history.

JUNE 10, 2003 José Reyes makes his major league debut, going 2-4 with a double in a 9-7 loss at Texas.

SEPTEMBER 25, 2003 Hall of Fame radio announcer Bob Murphy calls his last game after 42 years, a 3-1 Mets loss at home to Pittsburgh.

MAY 5, 2004 Mike Piazza becomes the all-time home run leader as catcher with his 352nd at home against San Francisco.

JULY 21, 2004 David Wright makes his major league debut, hitting seventh and starting at third base in a 5-4 win over Montreal.

SEPTEMBER 30, 2004 Omar Minaya is named Executive Vice President and General Manager.

NOVEMBER 4, 2004 Willie Randolph is hired as the 18th manager in team history.

DECEMBER 16, 2004 The Mets and Pedro Martinez agree to terms on a four-year contract.

JULY 11, 2006 The Mets send a team-record six players to the All-Star Game in Pittsburgh. David Wright hits a home run to get the National League on the board in the second, but the AL pulls out a 3-2 win.

SEPTEMBER 18, 2006 José Valentin hits two home runs and the Mets blank the Marlins, 4-0, to clinch their first NL East title since 1988.

SEPTEMBER 28, 2006 Carlos Beltrán hits his 41st home run of the season to tie the franchise record, originally set by Todd Hundley in 1996.

OCTOBER 7, 2006 Using a three-run first inning to set the tone, the Mets complete a three-game, NLDS sweep of Los Angeles with a 9-5 victory in Game 3.

OCTOBER 19, 2006 Despite a spectacular leaping grab by Endy Chavez in leftfield to rob Scott Rolen of a sixth-inning home run, the Mets fall to the Cardinals, 3-1, in Game 7 of the NLCS.

SEPTEMBER 30, 2007 The Marlins score seven first-inning runs to beat the Mets, 8-1, in the season finale and deny the Mets a second straight postseason berth.

FEBRUARY 2, 2008 The Mets acquire Johan Santana from the Twins in exchange for a package of four players.

JUNE 17, 2008 Willie Randolph is replaced by Jerry Manuel, who becomes the 19th manager in franchise history.

SEPTEMBER 28, 2008 The Marlins beat the Mets, 4-2, in Shea Stadium's final game and again deny the Mets a postseason berth.

APRIL 13, 2009 Citi Field opens its doors for the Mets' first game in their new home, but the Padres spoil the historic night with a 6-5 win.

APRIL 17, 2009 Gary Sheffield becomes the first player to hit his 500th home run in a Mets uniform when he goes deep off Milwaukee's Mitch Stetter in a 5-4 win at Citi Field.

AUGUST 23, 2009 Eric Bruntlett turns an unassisted triple play on Jeff Francoeur's line drive to end the Phillies' 9-7 win over the Mets at Citi Field. It was the second unassisted triple play to end a game in MLB history.

APRIL 17, 2010 The Mets beat the Cardinals, 2-1, in 20 innings at Busch Stadium in St. Louis. It marks the team's fourth-longest contest by innings and the first time the team won a game lasting 20 innings or longer.

MAY 7, 2010 Rod Barajas hits the first walk-off home run in Citi Field history in the bottom of the ninth inning, lifting the Mets to a 6-5 win over the Giants.

JUNE 10, 2010 Jonathon Niese tosses a one-hitter, retiring the final 21 straight batters, to beat the Padres, 3-0. Niese joins Tom Seaver as the only Mets pitcher to finish a game one batter from perfection. Chris Denorfia doubled in the third inning for the lone San Diego hit.

OCTOBER 4, 2010 The Mets relieve Omar Minaya of his duties as Executive Vice President of Baseball Operations and General Manager. The club also announces that they decline to pick up manager Jerry Manuel's 2011 option.

OCTOBER 29, 2010 The Mets hire Sandy Alderson as the 12th General Manager in team history.



Johan Santana celebrates after the first no-hitter in Mets history

NOVEMBER 23, 2010 The club introduces Terry Collins as the 20th manager in franchise history.

JUNE 28, 2011 The Mets hit two grand slams (Jason Bay, Carlos Beltrán) in the same game for the second time in team history in a 14-3 win.

AUGUST 15, 2011 Jason Istringhausen notches his 300th save in a 5-4, 10-inning win at San Diego.

SEPTEMBER 28, 2011 José Reyes goes 1-1 with a bunt single to finish with a .337 batting average. Reyes becomes the first Met to ever win the batting title.

APRIL 26, 2012 David Wright hits a two-run home run off Mark Buehrle at Citi Field to record his 734th and 735th career RBI, passing Darryl Strawberry on the club's all-time list.

JUNE 1, 2012 Johan Santana throws the first no-hitter in team history beating St. Louis, 8-0, at Citi Field. Santana strikes out David Freese for the final out.

SEPTEMBER 26, 2012 David Wright singles off Pittsburgh's Jeff Locke for his 1,419th career hit, breaking Ed Kranepool's team record of 1,418 hits.

SEPTEMBER 27, 2012 R.A. Dickey beats the Pirates, 6-5, for his 20th win of the season. Dickey works 7.2 innings and allows three earned runs to become the sixth Mets pitcher to reach the 20-win plateau.

MARCH 21, 2013 David Wright is named the fourth team captain in franchise history.

MAY 28, 2013 Lucas Duda delivers a Subway Series walk-off RBI single off Mariano Rivera (his final appearance vs. the Mets) in a 2-1 win.

JULY 16, 2013 The Mets host the All-Star Game at Citi Field. David Wright and Matt Harvey both start. The National League lost, 3-0.

SEPTEMBER 29, 2013 Mike Piazza is inducted into the Mets Hall of Fame, becoming the 27th member.

MAY 14-15, 2014 Rafael Montero and Jacob deGrom make their major league debuts in consecutive games vs. the Yankees. It was the first time in team history the Mets had starters make their debuts in consecutive games.

JULY 8, 2014 The Mets beat the Braves, 5-3, for the club's 4,000th win in franchise history.

SEPTEMBER 15, 2014 Jacob deGrom ties a modern-

era major league record with eight strikeouts to begin the game vs. Miami at Citi Field. He tied Houston's Jim Deshaies.

NOVEMBER 10, 2014 Jacob deGrom is named the National League Rookie of the Year. He becomes the fifth player in Mets history to capture Rookie of the Year honors.

APRIL 23, 2015 The Mets beat the Braves 6-3 at Citi Field to complete a 10-0 homestand. The club tied the franchise-record with its 11th straight victory.

JULY 31, 2015 The Mets acquire Yoenis Céspedes from the Detroit Tigers. Later that night, Wilmer Flores hits a walk-off home run in the 12th inning to beat Washington, 2-1, two days after a rumored trade to Milwaukee fell through.

AUGUST 2, 2015 Curtis Granderson, Daniel Murphy and Lucas Duda all homer in the third inning as the Mets complete the sweep vs. Washington with a 5-2 win. The Mets move into a first place tie in the NL East.

AUGUST 24, 2015 David Wright returned after missing 115 games and homers in his first at-bat in Philadelphia. The Mets hit a team-record eight home runs in a 16-7 win.

SEPTEMBER 8, 2015 The Mets rally from a 7-1 deficit to beat Washington, 8-7. Kirk Nieuwenhuis hits a solo homer in the eighth off Jonathan Papelbon. The Mets led the Nationals by six games in the NL East.

SEPTEMBER 26, 2015 The Mets pound the Reds 10-2 at Cincinnati to clinch the NL East.

OCTOBER 9, 2015 Jacob deGrom ties a postseason franchise-record with 13 strikeouts at Los Angeles-NL. He outduels Clayton Kershaw as the Mets won Game 1 of the NLDS, 3-1.

OCTOBER 15, 2015 The Mets edge the Dodgers, 3-2 in Los Angeles in the deciding Game 5 of the NLDS. Jacob deGrom won his second game of the series. Daniel Murphy's sixth inning solo home run snaps a 2-2 tie. Jeurys Familia pitched the final 2.0 innings for the save.

OCTOBER 21, 2015 The Mets complete a four-game sweep of the Chicago Cubs with a 8-3 win in the NLCS to advance to their fifth World Series. Daniel Murphy sets a postseason record with a home run in six straight games. Lucas Duda hit a three-run home run in the first inning.

OCTOBER 30, 2015 Citi Field hosts its first World Series game. The Mets beat Kansas City, 9-3. David Wright hits a home run in his first at-bat and had four RBI. The Mets trail the Series, two games-to-one.

NOVEMBER 1, 2015 The Royals score two runs in the ninth inning to force extra innings and plate five runs in the 12th to win the World Series.

SEPTEMBER 17, 2016 Curtis Granderson becomes the first player in team history to hit two extra-inning homers - ties the game in the 11th and hits a walkoff homer in the 12th to beat the Twins, 3-2.

SEPTEMBER 22, 2016 José Reyes hits a two-run homer in the ninth to tie the game and then trailing by two, Asdrubal Cabrera hits a three-run walk-off home run in the 11th to top the Phillies, 9-8.

OCTOBER 1, 2016 The Mets clinch the first Wild Card with a 5-3 win at Philadelphia. Bartolo Colón wins his 15th game and Jeurys Familia finishes with a franchise record 51 saves.

OCTOBER 5, 2016 The Mets fall, 3-0, to the Giants in the

one-game Wild Card Game...Noah Syndergaard tosses 7.0 shutout innings and strikes out 10...Conor Gillaspie hits a three-run homer off Jeurys Familia in the ninth inning.

APRIL 11, 2017 Yoenis Céspedes hits three homers in Philadelphia. He becomes the first player in team history to hit three homers two times (also: August 21, 2015 at Colorado).

MAY 20, 2017 Terry Collins manages his 1,013th game with the Mets, passing Davey Johnson for the most in team history. Collins finished with 1,134 games managed as New York's skipper.

OCTOBER 23, 2017 The Mets name Mickey Callaway the 21st manager in team history.

JANUARY 1, 2018 The New York Rangers defeated the Buffalo Sabres, 3-2, in front of a sellout crowd at the 2018 Bridgestone Winter Classic held at Citi Field. The Rangers won in overtime on a power play goal by J.T. Miller.

JULY 9, 2018 Wilmer Flores set the team record with his 10th career walk-off RBI (passing David Wright) with a walk-off homer to beat the Phillies, 4-3, in the first-game of a doubleheader. It was Flores' fourth career walk-off homer, tying him for the franchise record.

AUGUST 16, 2018 The Mets scored a franchise-record 24 runs. The Mets scored 10 runs in the fifth inning. The Mets also had a team-record 25 hits for a nine-inning game.

SEPTEMBER 29, 2018 David Wright starts at third base in an emotional game after missing nearly two years.

OCTOBER 29, 2018 Named Brodie Van Wagenen the 13th General Manager in team history.

NOVEMBER 14, 2018 Jacob deGrom becomes the fourth pitcher in team history win the Cy Young Award.

APRIL 3, 2019 Jacob deGrom hurled his 26th consecutive quality start at Miami to tie Bob Gibson's MLB record.

JULY 9, 2019 Pete Alonso defeated Vladimir Guerrero, Jr. in the finals of the All-Star Home Run Derby. Alonso hit 23 homers in the final round to become the second rookie ever to win the event.

AUGUST 27, 2019 Pete Alonso hit his 42nd home run, breaking the Mets single-season home run mark. The record-breaking blow came off the Cubs' Yu Darvish at Citi Field.

SEPTEMBER 28, 2019 Pete Alonso set the all-time rookie home run record with his 53rd blast off Atlanta's Mike Foltynewicz at Citi Field.

NOVEMBER 11, 2019 Pete Alonso is named the NL Rookie of the Year. He is the sixth Rookie of the Year in team history.

NOVEMBER 13, 2019 Jacob deGrom is named the NL Cy Young Award winner. He is the first Met and only the 11th pitcher to win back-to-back Awards.

JANUARY 23, 2020 Mets name Luis Rojas the 23rd manager in team history.

AUGUST 27, 2020 Mets and Marlins leave the field after 42 seconds to protest social injustice and refuse to play.

AUGUST 28, 2020 Amed Rosario hits a walk-off homer, a two-run shot, at Yankee Stadium...The last walk-off home run by a visiting player was Ed McKean for St. Louis at the Cleveland Spiders on May 12, 1899.

OCTOBER 30, 2020 MLB owners approve the Mets sale

to new owner Steve Cohen.

NOVEMBER 6, 2020 Mets name Sandy Alderson team president.

JANUARY 7, 2021 Mets acquire Francisco Lindor and Carlos Carrasco from Cleveland in exchange for four players.

APRIL 5, 2021 Mets sign Francisco Lindor to a 10-year extension.

JULY 12, 2021 Pete Alonso defeats Trey Mancini to earn his second Derby title. He is the only Met to win the competition twice and became the fourth player to win the Derby twice and the third to win back-to-back titles.

NOVEMBER 19, 2021 Named Billy Eppler the 16th General Manager in team history.

DECEMBER 1, 2021 Mets sign three-time Cy Young Award winner Max Scherzer to a three-year contract.

DECEMBER 5 2021 The Golden Era Committee elects Gil Hodges to the Baseball Hall of Fame.

DECEMBER 20, 2021 Named Buck Showalter the 24th manager in franchise history.

APRIL 15, 2022 Officially unveil the Tom Seaver statue prior to the Home Opener (a 10-3 vs. Arizona).

APRIL 29, 2022 Five Mets pitchers (Tylor Megill, Drew Smith, Joely Rodríguez, Seth Lugo and Edwin Díaz) combine to no-hit the Phillies at Citi Field. It's the team's second no-hitter.

MAY 5, 2022 The overcome a six-run deficit in the ninth inning at Philadelphia to beat the Phillies, 8-7. It was only the third time in franchise history the Mets overcame a six-run deficit in the ninth inning to win.

JUNE 9, 2022 The Mets retire Keith Hernandez's #17 uniform prior to the game vs. Miami. New York rallies to win the game in the bottom of the 10th inning.

AUGUST 27, 2022 Old Timers' Day returns for the first time since 1994 celebrating 60 years of Mets history. Eleven Mets Hall of Famers were in attendance. As part of the ceremony, the Mets announce they have retired Willie Mays' #24 uniform.

SEPTEMBER 29, 2022 The Mets clinch a postseason berth with a 7-2 win at Milwaukee. Max Scherzer retires all 18 batters he faced to earn his 200th career victory.

NOVEMBER 9, 2022 The Mets re-sign RHP Edwin Díaz to a five-year contract.

NOVEMBER 15, 2022 Buck Showalter becomes the first manager in team history to earn NL Manager of the Year honors.

DECEMBER 7, 2022 The Mets sign three-time Cy Young Award winner Justin Verlander to a two-year contract.

DECEMBER 10, 2022 The Mets re-sign outfielder Brandon Nimmo to an eight-year contract.



Players smile in a team photo in the return of Old Timers' Day at Citi Field on August 27, 2022.



2022

OVERALL **4-2**
 AT ARIZONA **2-1**
 AT NEW YORK **2-1**

OVERALL

OVERALL **88-77**
 AT ARIZONA **43-39**
 AT NEW YORK **45-38**

POSTSEASON

OVERALL **3-1**



STADIUM:

Chase Field (48,635)

YEAR OPENED:

1998

ADDRESS:

401 East Jefferson St.
 Phoenix, AZ 85004

PHONE:

(602) 462-6500

ALL-TIME SERIES RESULTS VS. ARIZONA

Year	Home	Road	Total	Year	Home	Road	Total	Year	Home	Road	Total
1998	3-3	2-1	5-4	2006	2-1	4-0	6-1	2014	1-2	3-0	4-2
1999	0-3	2-4	2-7	2007	1-2	3-1	4-3	2015	3-0	2-2	5-2
2000	5-1	2-1	7-2	2008	1-2	2-1	3-3	2016	0-3	1-2	1-5
2001	2-1	1-2	3-3	2009	1-3	1-2	2-5	2017	1-3	0-3	1-6
2002	0-4	2-1	2-5	2010	1-2	0-3	1-5	2018	3-0	2-2	5-2
2003	1-2	1-2	2-4	2011	3-0	0-3	3-3	2019	4-0	1-2	5-2
2004	2-1	2-2	4-3	2012	2-1	2-2	4-3	2021	3-0	2-1	5-1
2005	2-1	4-0	6-1	2013	2-2	2-1	4-3	2022	2-1	2-1	4-2

SERIES RECORDS

Longest Winning Streak, Mets 8, 5/31/06-5/5/07
 Longest Winning Streak, Diamondbacks 6, 8/17/16-8/22/17
 Largest Margin of Victory, Mets 14, 8/24/05 (Mets-18, D-Backs-4 at Arizona)
 Largest Margin of Victory, Diamondbacks 13, 8/1/10 (D-Backs-14, Mets-1 at New York)
 Most Runs Scored, Mets 18, 8/24/05 (Mets-18, D-Backs-4 at Arizona)
 Most Runs Scored, Diamondbacks 14, two times, last, 8/1/10 (D-Backs-14, Mets-1 at New York)
 Most Runs Scored, Both Teams 22, 8/24/05 (Mets-18, D-Backs-4 at Arizona)
 Longest Game, Innings 15 innings, 7/4/13 (D-Backs-5, Mets-4 at New York)
 Shutouts By Mets: 6, Diamondbacks: 5

SERIES SWEEPS

Last Three-Game Sweep, Mets At Arizona: 4/14/14-4/16/14. At New York: 5/7/21-5/9/21
 Last Three-Game Sweep, Diamondbacks At Arizona: 5/15/17-5/17/17. At New York: 8/9/16-8/11/16
 Last Four-Game Sweep, Mets At Arizona: 6/8/06-6/11/06. At New York: 9/9/19-9/12/19
 Last Four-Game Sweep, Diamondbacks At New York: 8/3/02-8/5/02

LAST TIME THE METS ALLOWED

RUNS

26 June 11, 1985 at Philadelphia
 25 July 31, 2018 at Washington
 23 April 30, 2017 at Washington
 20 June 30, 2021 at Atlanta
 19 July 26, 2004 at Montreal
 18 September 11, 2020 at Toronto (Buffalo)
 17 May 26, 2018 at Milwaukee
 16 April 21, 2021 at Chicago-NL
 15 August 26, 2018 vs. Washington

HITS

27 June 11, 1985 at Philadelphia
 26 July 31, 2018 at Washington
 23 April 30, 2017 at Washington
 22 June 16, 1966 at Atlanta
 21 September 20, 2012 vs. Philadelphia
 20 June 30, 2021 at Atlanta
 19 May 24, 2022 at San Francisco
 18 August 25, 2013 vs. Detroit
 17 July 24, 2021 vs. Toronto



2022

OVERALL **9-10**
 AT ATLANTA **3-7**
 AT NEW YORK **6-3**

OVERALL

OVERALL **411-495-1**
 AT ATLANTA **179-236**
 AT NEW YORK **227-228-1**
 AT MILWAUKEE **5-31**

POSTSEASON

OVERALL **5-4**



STADIUM:
 Truist Park (41,500)

YEAR OPENED:
 2017

ADDRESS:
 755 Battery Ave.
 Atlanta, GA 30339

PHONE:
 (404) 522-7630

ALL-TIME SERIES RESULTS VS. ATLANTA

Year	Home	Road	Total	Year	Home	Road	Total	Year	Home	Road	Total
1962	3-6	3-6	6-12	1984	3-3	5-1	8-4	2006	5-4	6-3	11-7
1963	5-4	1-8	6-12	1985	5-1	5-1	10-2	2007	4-5	5-4	9-9
1964	3-6	1-8	4-14	1986	5-1	3-3	8-4	2008	6-3	1-8	7-11
1965	5-4	0-9	5-13	1987	3-3	2-4	5-7	2009	2-7	3-6	5-13
1966	2-7	2-7	4-14	1988	3-3	5-1	8-4	2010	4-5	3-6	7-11
1967	7-2	3-6	10-8	1989	6-0	4-2	10-2	2011	4-5	5-4	9-9
1968	2-7-1	4-5	6-12-1	1990	5-1	3-3	8-4	2012	4-5	2-7	6-12
1969	4-2	4-2	8-4	1991	1-5	2-4	3-9	2013	4-5	5-5	9-10
1970	4-2	2-4	6-6	1992	1-5	4-2	5-7	2014	5-5	5-4	10-9
1971	3-3	2-4	5-7	1993	1-5	2-4	3-9	2015	6-3	5-5	11-8
1972	3-3	2-4	5-7	1994	3-3	1-2	4-5	2016	2-7	7-3	9-10
1973	2-4	4-2	6-6	1995	5-1	3-4	8-5	2017	5-4	7-3	12-7
1974	3-3	1-5	4-8	1996	4-3	2-4	6-7	2018	3-7	3-6	6-13
1975	3-3	5-1	8-4	1997	4-2	3-3	7-5	2019	4-5	4-6	8-11
1976	5-1	3-3	8-4	1998	3-3	0-6	3-9	2020	2-4	1-3	3-7
1977	3-3	2-4	5-7	1999	2-4	1-5	3-9	2021	5-5	4-5	9-10
1978	4-2	2-4	6-6	2000	4-3	2-4	6-7	2022	6-3	3-7	9-10
1979	3-3	5-1	8-4	2001	4-5	5-5	9-10				
1980	5-1	4-2	9-3	2002	4-6	3-6	7-12				
1981	2-1	1-2	3-3	2003	5-4	3-7	8-11				
1982	1-5	2-4	3-9	2004	5-5	2-7	7-12				
1983	3-3	1-5	4-8	2005	5-5	1-8	6-13				

Milwaukee Braves: 1962-1965
 Atlanta Braves: 1966-present

SERIES RECORDS

Longest Winning Streak, Mets 7, 6/3/79-8/16/79
 Longest Winning Streak, Braves 12, 6/20/62-4/15/63
 Largest Margin of Victory, Mets 14, 8/7/71 (Mets-20, Braves-6 at Atlanta)
 Largest Margin of Victory, Braves 18, 6/30/21 (Braves-20, Mets-2 at Atlanta)
 Most Runs Scored, Mets 20, 8/7/71 (Mets-20, Braves-6 at Atlanta)
 Most Runs Scored, Braves 20, 6/30/21 (Braves-20, Mets-2 at Atlanta)
 Most Runs Scored, Both Teams 29, (19 innings), 7/4/85 (Mets-16, Braves-13 at Atlanta)
 Longest Game, Innings 19 innings, 7/4/85 (Mets-16, Braves-13 at Atlanta)
 Shutouts By Mets: 59, Braves: 62

SERIES SWEEPS

Last Two-Game Sweep, Mets At New York: 4/24/90-4/25/90. At Atlanta: 5/4/09-5/5/09
 Last Two-Game Sweep, Braves At New York: 9/8/11 (DH). At Atlanta: 6/12/18-6/13/18
 Last Three-Game Sweep, Mets At New York: 9/27/19-9/29/19. At Atlanta: 4/22/16-4/24/16
 Last Three-Game Sweep, Braves At New York: 8/23/19-8/25/19. At Atlanta: 9/30/22-10/2/22
 Last Four-Game Sweep, Mets At New York: 7/20/89-7/23/89. At Atlanta: 9/10/15-9/13/15
 Last Four-Game Sweep, Braves At New York: None. At Atlanta: 5/20/08-5/22/08



2022

OVERALL **3-4**
 AT CHICAGO **3-1**
 AT NEW YORK **0-3**

OVERALL

OVERALL **368-391-2**
 AT CHICAGO **175-209-1**
 AT NEW YORK **192-181-1**
 AT TOKYO **1-1**

POSTSEASON

OVERALL **4-0**



STADIUM:

Wrigley Field (41,019)

YEAR OPENED:

1914

ADDRESS:

1060 West Addison St.
 Chicago, IL 60613

PHONE:

(773) 404-2827

ALL-TIME SERIES RESULTS VS. CHICAGO

Year	Home	Road	Total	Year	Home	Road	Total	Year	Home	Road	Total
1962	4-5	5-4	9-9	1982	4-5	5-4	9-9	2002	3-0	2-1	5-1
1963	4-5	3-6	7-11	1983	4-5	5-4	9-9	2003	1-2	0-3	1-5
1964	5-4	2-7	7-11	1984	5-4	1-8	6-12	2004	2-1	0-3	2-4
1965	3-6	4-5-1	7-11-1	1985	9-0	5-4	14-4	2005	3-0	1-2	4-2
1966	5-4	5-4	10-8	1986	6-3	6-3	12-6	2006	1-2	2-1	3-3
1967	2-4	3-9	5-13	1987	6-3	3-6	9-9	2007	3-1	2-1	5-2
1968	4-5	6-3	10-8	1988	6-3	3-6	9-9	2008	2-2	0-2	2-4
1969	5-4	5-4	10-8	1989	6-3	2-7	8-10	2009	2-1	1-2	3-3
1970	4-6	7-1	11-7	1990	3-6	6-3	9-9	2010	3-1	1-2	4-3
1971	4-5	3-6	7-11	1991	1-7	5-4	6-11	2011	1-2	1-2	2-4
1972	6-3	2-7	8-10	1992	6-3	3-6	9-9	2012	1-2	1-2	2-4
1973	3-6	4-4	7-10	1993	2-4	3-4	5-8	2013	1-2	2-1	3-3
1974	2-7	8-1	10-8	1994	1-1	3-0	4-1	2014	2-2	0-3	2-5
1975	6-3	5-4	11-7	1995	1-3	2-1	3-4	2015	0-3	0-4	0-7
1976	6-3	7-2	13-5	1996	3-3	2-4	5-7	2016	4-0	1-2	5-2
1977	5-4	4-5	9-9	1997	3-3	2-3	5-6	2017	2-1	0-3	2-4
1978	3-5	4-6	7-11	1998	2-1	3-3	5-4	2018	0-4	1-2	1-6
1979	4-5	6-3	10-8	1999	3-0	3-3	6-3	2019	0-3	2-2	2-5
1980	5-4	3-6	8-10	2000	4-0	1-2	5-2	2021	3-1	0-3	3-4
1981	3-1-1	5-4	8-5-1	2001	1-2	1-2	2-4	2022	0-3	3-1	3-4

SERIES RECORDS

Longest Winning Streak, Mets 8, two times, last, 8/3/85-9/19/85
 Longest Winning Streak, Cubs 9, two times, last, 9/12/17-8/28/18
 Largest Margin of Victory, Mets 18, 5/26/64 (Mets-19, Cubs-1 at Chicago)
 Largest Margin of Victory, Cubs 13, two times, last, 3/31/03 (Cubs-15, Mets-2 at New York)
 Most Runs Scored, Mets 23, 8/16/87 (Mets-23, Cubs-10 at Chicago)
 Most Runs Scored, Cubs 18, two times, last, 9/16/72 (Cubs-18, Mets-5 at Chicago)
 Most Runs Scored, Both Teams 33, 8/16/87 (Mets-23, Cubs-10 at Chicago)
 Longest Game, Innings 14 innings, five times, last, 6/2/18 (Cubs-7, Mets-1 at New York)
 Shutouts By Mets: 46, Cubs: 46

SERIES SWEEPS

Last Two-Game Sweep, Mets At New York: 9/14/88-9/15/88. At Chicago: 7/17/95-7/18/95
 Last Two-Game Sweep, Cubs At New York: 9/29/82-9/30/82. At Chicago: 4/21/08-4/22/08
 Last Three-Game Sweep, Mets At New York: 8/5/05-8/7/05. At Chicago: 4/4/94-4/6/94
 Last Three-Game Sweep, Cubs At New York: 8/27/19-8/29/19. At Chicago: 4/20/21-4/22/21
 Last Four-Game Sweep, Mets At New York: 6/30/16-7/3/16. At Chicago: None
 Last Four-Game Sweep, Cubs At New York: 5/31/18-6/3/18. At Chicago: 5/11/15-5/14/15
 Last Five-Game Sweep, Mets At New York: None. At Chicago: 6/22/70-6/25/70
 Last Five-Game Sweep, Cubs At New York: None. At Chicago: None



2022

OVERALL **5-1**
 AT CINCINNATI **2-1**
 AT NEW YORK **3-0**

OVERALL

OVERALL **299-327**
 AT CINCINNATI **135-173**
 AT NEW YORK **164-154**

POSTSEASON

OVERALL **3-2**



STADIUM:

Great American Ball Park
 (42,271)

YEAR OPENED:

2003

ADDRESS:

100 Joe Nuxhall Way
 Cincinnati, OH 45202

PHONE:

(513) 765-7000

ALL-TIME SERIES RESULTS VS. CINCINNATI

Year	Home	Road	Total	Year	Home	Road	Total	Year	Home	Road	Total
1962	5-4	0-9	5-13	1982	4-2	1-5	5-7	2002	2-1	2-1	4-2
1963	4-5	4-5	8-10	1983	3-3	2-4	5-7	2003	1-2	3-0	4-2
1964	3-6	4-5	7-11	1984	5-1	4-2	9-3	2004	1-2	2-1	3-3
1965	6-3	1-8	7-11	1985	3-3	5-1	8-4	2005	3-0	0-3	3-3
1966	4-5	3-5	7-10	1986	2-4	6-0	8-4	2006	2-2	2-1	4-3
1967	4-5	2-7	6-12	1987	3-3	2-4	5-7	2007	3-1	2-1	5-2
1968	5-4	3-6	8-10	1988	4-2	3-2	7-4	2008	2-1	2-2	4-3
1969	3-3	3-3	6-6	1989	4-2	4-2	8-4	2009	2-1	2-1	4-2
1970	3-3	1-5	4-8	1990	4-2	2-4	6-6	2010	1-2	1-2	2-4
1971	3-3	1-5	4-8	1991	3-3	4-2	7-5	2011	1-2	4-0	5-2
1972	1-5	3-3	4-8	1992	4-2	1-5	5-7	2012	1-4	1-2	2-6
1973	2-4	2-4	4-8	1993	2-4	4-2	6-6	2013	0-3	2-1	2-4
1974	2-4	1-5	3-9	1994	3-0	1-2	4-2	2014	2-1	2-1	4-2
1975	3-3	1-5	4-8	1995	4-2	1-5	5-7	2015	3-0	4-0	7-0
1976	4-2	2-4	6-6	1996	4-2	2-4	6-6	2016	3-0	3-0	6-0
1977	1-5	1-5	2-10	1997	6-0	3-2	9-2	2017	3-1	1-2	4-3
1978	3-3	2-4	5-7	1998	4-2	2-1	6-3	2018	2-1	1-2	3-3
1979	2-4	2-4	4-8	1999	0-3	5-2	5-5	2019	2-2	2-1	4-3
1980	2-4	2-4	4-8	2000	3-3	1-2	4-5	2021	1-2	2-1	3-3
1981	1-5	2-2	3-7	2001	0-3	2-1	2-4	2022	3-0	2-1	5-1

SERIES RECORDS

Longest Winning Streak, Mets 14, 9/7/14-9/7/16
 Longest Winning Streak, Reds 9, two times, last, 6/8/77-4/29/78
 Largest Margin of Victory, Mets 14, 4/19/98 (Mets-14, Reds-0 at Cincinnati)
 Largest Margin of Victory, Reds 12, 5/4/85 (Reds-14, Mets-2 at Cincinnati)
 Most Runs Scored, Mets 15, two times, last, 7/19/21 (Mets-15, Reds-11 - 11 innings at Cincinnati)
 Most Runs Scored, Reds 15, 5/13/80 (Reds-15, Mets-4 at Cincinnati)
 Most Runs Scored, Both Teams 26 (11 innings), 7/19/21 (Mets-15, Reds-11 at Cincinnati)
 Longest Game, Innings 16 innings, 8/20/73 (Reds-8, Mets-3 at New York)
 Shutouts By Mets: 35, Reds: 49

SERIES SWEEPS

Last Two-Game Sweep, Mets At New York: 4/22/97-4/23/97. At Cincinnati: 4/28/97-4/29/97
 Last Two-Game Sweep, Reds At New York: 5/25/92-5/27/92. At Cincinnati: 5/6/92-5/7/92
 Last Three-Game Sweep, Mets At New York: 8/8/22-8/10/22. At Cincinnati: 9/5/16-9/7/16
 Last Three-Game Sweep, Reds At New York: 5/20/13-5/22/13. At Cincinnati: 4/4/05-4/7/05
 Last Four-Game Sweep, Mets At New York: 7/18/97-7/21/97. At Cincinnati: 9/24/15-9/27/15
 Last Four-Game Sweep, Reds At New York: 8/19/77-8/21/77. At Cincinnati: 7/11/75-7/13/75
 Last Five-Game Sweep, Mets At New York: 7/5/84-7/8/84. At Cincinnati: None
 Last Five-Game Sweep, Reds At New York: 9/25/64-9/27/64. At Cincinnati: None



STADIUM:
Coors Field (50,398)

YEAR OPENED:
1995

ADDRESS:
2001 Blake Street
Denver, CO 80205

PHONE:
(303) 292-0200

2022
OVERALL **5-2**
AT COLORADO **2-1**
AT NEW YORK **3-1**

OVERALL
OVERALL **116-103**
AT COLORADO **44-63**
AT NEW YORK **72-40**

ALL-TIME SERIES RESULTS VS. COLORADO

Year	Home	Road	Total	Year	Home	Road	Total	Year	Home	Road	Total
1993	4-2	2-4	6-6	2003	4-0	1-2	5-2	2013	3-0	1-3	4-3
1994	0-3	1-2	1-5	2004	3-0	2-1	5-1	2014	3-0	1-3	4-3
1995	3-1	1-4	4-5	2005	3-1	1-2	4-3	2015	4-0	3-0	7-0
1996	4-2	1-5	5-7	2006	3-0	2-1	5-1	2016	1-3	0-3	1-6
1997	4-2	1-4	5-6	2007	2-1	0-3	2-4	2017	2-1	1-2	3-3
1998	4-2	2-1	6-3	2008	3-0	3-3	6-3	2018	0-3	1-3	1-6
1999	2-1	3-3	5-4	2009	3-1	1-2	4-3	2019	2-1	2-1	4-2
2000	4-2	2-1	6-3	2010	2-1	1-2	3-3	2021	3-1	2-1	5-2
2001	2-1	1-3	3-4	2011	0-4	2-1	2-5	2022	3-1	2-1	5-2
2002	1-2	2-1	3-3	2012	0-4	2-1	2-5				

SERIES RECORDS

Longest Winning Streak, Mets 11, 5/4/14-8/23/15
 Longest Winning Streak, Rockies 7, 8/20/12-4/18/13
 Largest Margin of Victory, Mets 12, 7/14/17 (Mets-14, Rockies-2 at New York)
 Largest Margin of Victory, Rockies 10, three times, last, 7/4/07 (Rockies-17, Mets-7 at Colorado)
 Most Runs Scored, Mets 14, four times, last, 7/14/17, (Mets-14, Rockies-2 at New York)
 Most Runs Scored, Rockies 18, 4/27/14 (Rockies-18, Mets-9 at Colorado)
 Most Runs Scored, Both Teams 27, 4/27/14 (Rockies-18, Mets-9 at Colorado)
 Longest Game, Innings 14 innings, 4/26/95 (Rockies-11, Mets-9 at Colorado)
 Shutouts By Mets: 21, Rockies: 6

SERIES SWEEPS

Last Three-Game Sweep, Mets At New York: 9/8/14-9/10/14. At Colorado: 8/21/15-8/23/15
 Last Three-Game Sweep, Rockies At New York: 5/4/18-5/6/18. At Colorado: 5/13/16-5/15/16
 Last Four-Game Sweep, Mets At New York: 8/10/15-8/13/15. At Colorado: None
 Last Four-Game Sweep, Rockies At New York: 8/20/12-8/23/12. At Colorado: None

WINNING & LOSING STREAKS

WINNING STREAKS (8 OR MORE)

Games	Year	Dates
11	1969	May 28-June 10
11	1972	May 12-21
11	1986	April 18-30
11	1990	June 17-29
11	2015	April 12-23
10	1969	September 6-13
10	1976	June 23-July 4
10	1991	July 1-13
10	2008	July 5-17
9	1969	September 21-October 1
9	1985	July 2-10
9	1985	August 3-13
9	1998	May 21-31
9	2000	April 16-25
9	2018	April 3-13
8	11 times	last, August 3-10, 2019

LOSING STREAKS (11 OR MORE)

Games	Year	Dates
17	1962	May 21-June 6
15	1963	June 28-July 14
15	1982	August 15-31
13	1962	August 9-21
13	1980	August 31-September 12
12	2002	August 10-23
11	1962	July 15-26
11	1963	July 18-28
11	1965	August 1-13
11	1991	August 9-21 (Game 1)
11	2004	August 28-September 8



2022

OVERALL **4-3**
 AT LOS ANGELES **2-2**
 AT NEW YORK **2-1**

OVERALL

OVERALL **277-355-1**
 AT LOS ANGELES **130-192**
 AT NEW YORK **147-163-1**

POSTSEASON

OVERALL **9-6**



STADIUM:
 Dodger Stadium (56,000)

YEAR OPENED:
 1962

ADDRESS:
 1000 Elysian Park Ave.
 Los Angeles, CA 90012

PHONE:
 (323) 224-1500

ALL-TIME SERIES RESULTS VS. LOS ANGELES

Year	Home	Road	Total	Year	Home	Road	Total	Year	Home	Road	Total
1962	1-8	1-8	2-16	1985	2-4	3-3	5-7	2002	0-3	2-1	2-4
1963	1-8	1-8	2-16	1986	5-1	4-2	9-3	2003	1-2	2-1	3-3
1964	2-7-1	1-8	3-15-1	1987	3-3	3-3	6-6	2004	1-2	2-1	3-3
1965	3-6	3-6	6-12	1988	4-1	6-0	10-1	2005	2-1	1-2	3-3
1966	4-5	2-7	6-12	1989	3-3	4-2	7-5	2006	2-2	2-1	4-3
1967	4-5	2-7	6-12	1990	4-2	3-3	7-5	2007	2-1	3-4	5-5
1968	5-4	6-3	11-7	1991	3-3	2-4	5-7	2008	3-1	1-2	4-3
1969	6-0	2-4	8-4	1992	5-1	2-4	7-5	2009	1-2	0-3	1-5
1970	3-3	2-4	5-7	1993	2-4	2-4	4-8	2010	3-0	1-3	4-3
1971	4-2	3-3	7-5	1994	4-2	2-4	6-6	2011	2-1	3-1	5-2
1972	3-3	2-4	5-7	1995	3-3	3-3	6-6	2012	0-3	3-1	3-4
1973	3-3	2-4	5-7	1996	2-4	2-4	4-8	2013	1-2	0-3	1-5
1974	4-2	3-3	7-5	1997	2-3	3-3	5-6	2014	1-2	1-2	2-4
1975	2-4	4-2	6-6	1998	2-2	3-1	5-3	2015	2-2	2-1	4-3
1976	3-3	2-4	5-7	1999	1-3	3-1	4-4	2016	1-2	2-2	3-4
1977	3-3	1-5	4-8	2000	2-1	3-3	5-4	2017	0-3	0-4	0-7
1978	3-3	2-4	5-7	2001	2-1	2-1	4-2	2018	0-3	2-1	2-4
1979	3-3	0-6	3-9	1982	3-3	3-3	6-6	2019	1-2	1-3	2-5
1980	4-2	1-5	5-7	1983	3-4	2-3	5-7	2021	0-3	1-3	1-6
1981	1-2	0-3	1-5	1984	5-1	4-2	9-3	2022	2-1	2-2	4-3

SERIES RECORDS

Longest Winning Streak, Mets 9, 5/18/86-8/30/86
 Longest Winning Streak, Dodgers 12, 5/28/16-6/24/18
 Largest Margin of Victory, Mets 13, 7/25/15 (Mets-15, Dodgers-2 at New York)
 Largest Margin of Victory, Dodgers 14, 7/14/62 (Dodgers-17, Mets-3 at New York)
 Most Runs Scored, Mets 15, 7/25/15 (Mets-15, Dodgers-2 at New York)
 Most Runs Scored, Dodgers 17, two times, last, 7/14/62 (Dodgers-17, Mets-3 at New York)
 Most Runs Scored, Both Teams 25, 5/25/62 (Dodgers-17, Mets-8 at Los Angeles)
 Longest Game, Innings 19 innings, 5/24/73 (Mets-7, Dodgers-3 at Los Angeles)
 Shutouts By Mets: 43, Dodgers: 61

SERIES SWEEPS

Last Two-Game Sweep, Mets At New York: 5/11/90-5/12/90. At Los Angeles: 5/21/90-5/22/90
 Last Two-Game Sweep, Dodgers At New York: 8/26/85-8/27/85. At Los Angeles: 4/20/94-4/21/94
 Last Three-Game Sweep, Mets At New York: 4/27/10-4/28/10. At Los Angeles: 8/28/89-8/30/89
 Last Three-Game Sweep, Dodgers At New York: 8/13/21-8/15/21. At Los Angeles: 8/12/13-8/14/13
 Last Four-Game Sweep, Dodgers At New York: 6/11/65-6/13/65. At Los Angeles: 6/19/17-6/22/17




2022

OVERALL13-6
 AT MIAMI7-2
 AT NEW YORK6-4

OVERALL

OVERALL269-231
 AT MIAMI125-118
 AT NEW YORK143-111
 AT PUERTO RICO1-2



STADIUM:
 Marlins Park (37,422)

YEAR OPENED:
 2012

ADDRESS:
 501 Marlins Way
 Miami, FL 33125

PHONE:
 (305) 480-1300

ALL-TIME SERIES RESULTS VS. MIAMI

Year	Home	Road	Total	Year	Home	Road	Total	Year	Home	Road	Total
1993	4-3	5-1	9-4	2005	5-4	5-4	10-8	2016	6-4	6-3	12-7
1994	2-4	2-2	4-6	2006	6-4	5-4	11-8	2017	4-5	3-7	7-12
1995	4-3	2-4	6-7	2007	3-6	8-1	11-7	2018	6-4	6-3	12-7
1996	4-2	2-5	6-7	2008	5-4	5-4	10-8	2019	8-2	5-4	13-6
1997	4-2	4-2	8-4	2009	3-6	4-5	7-11	2020	3-4	3-0	6-4
1998	3-3	4-2	7-5	2010	5-4	1-8	6-12	2021	7-2	3-7	10-9
1999	5-1	5-2	10-3	2010	5-4	1-8	6-12	2022	6-4	7-2	13-6
2000	4-2	2-4	6-6	2011	5-4	4-5	9-9				
2001	6-3	6-4	12-7	2012	7-2	5-4	12-6				
2002	7-3	4-5	11-8	2013	5-4	3-7	8-11				
2003	3-6	4-6	7-12	2014	6-3	5-5	11-8				
2004	2-8	2-7	4-15	2015	6-4	5-4	11-8				

SERIES RECORDS

Longest Winning Streak, Mets 7, two times, last, 9/29/18-5/11/19
 Longest Winning Streak, Marlins 10, 7/10/04-9/8/04
 Largest Margin of Victory, Mets 13, three times, last, 9/12/18 (G1) (Mets-13, Marlins-0 at New York)
 Largest Margin of Victory, Marlins 13, 8/8/12 (Marlins-13, Mets-0 at New York)
 Most Runs Scored, Mets 17, 7/8/06 (G2) (Mets-17, Marlins-3 at New York)
 Most Runs Scored, Marlins 16, 9/11/06 (Marlins-16, Mets-5 at Florida)
 Most Runs Scored, Both Teams 21, 9/11/06 (Marlins-16, Mets-5 at Florida)
 Longest Game, Innings 20 innings, 6/8/13 (Marlins-2, Mets-1 at New York)
 Shutouts By Mets: 36, Marlins: 26

SERIES SWEEPS

Last Two-Game Sweep, Mets At New York: 8/31/21-9/2/21. At Florida: 4/18/07-4/19/07
 Last Two-Game Sweep, Marlins At New York: 6/8/13-6/9/13. At Florida: 9/21/10-9/22/10
 Last Three-Game Sweep, Mets At New York: 7/11/14-7/13/14. At Miami: 7/29/22-7/31/22
 Last Three-Game Sweep, Marlins At New York: 9/8/09-9/10/09. At Miami: 5/17/19-5/19/19
 Last Four-Game Sweep, Mets At New York: 8/5/19-8/7/19. At Miami: None
 Last Four-Game Sweep, Marlins At New York: 8/30/04-9/2/04. At Florida: 5/13/10-5/16/10

METS BEST RECORD AFTER...	
10 games.....	9-1 (2018)
20 games.....	16-4 (1986)
30 games.....	23-7 (1972)
40 games.....	29-11 (1972, 1986 & 1988)
50 games.....	35-15 (1986)
60 games.....	44-16 (1986)
70 games.....	49-21 (1986)
80 games.....	55-25 (1986)
90 games.....	62-28 (1986)
100 games.....	68-32 (1986)
110 games.....	75-35 (1986)
120 games.....	79-41 (1986)
130 games.....	87-43 (1986)
140 games.....	93-47 (1986)
150 games.....	98-52 (1986)
FINAL.....	108-54 (1986)



STADIUM:
American Family Field
(41,900)

YEAR OPENED:
2001

ADDRESS:
One Brewers Way
Milwaukee, WI 53214

PHONE:
(414) 902-4400

2022
OVERALL **4-2**
AT MILWAUKEE **2-1**
AT NEW YORK **2-1**

OVERALL
OVERALL **84-75**
AT MILWAUKEE **40-38**
AT NEW YORK **44-37**

ALL-TIME SERIES RESULTS VS. MILWAUKEE

Year	Home	Road	Total	Year	Home	Road	Total	Year	Home	Road	Total
1998	3-0	5-1	8-1	2006	2-1	1-2	3-3	2014	1-2	2-2	3-4
1999	2-2	3-0	5-2	2007	2-1	2-1	4-2	2015	2-1	1-2	3-3
2000	5-1	2-1	7-2	2008	1-2	3-0	4-2	2016	3-0	2-2	5-2
2001	3-0	0-3	3-3	2009	2-1	1-2	3-3	2017	2-2	0-3	2-5
2002	3-0	2-1	5-1	2010	1-3	1-2	2-5	2018	2-1	1-3	3-4
2003	1-5	2-1	3-6	2011	0-3	2-1	2-4	2019	1-2	0-3	1-5
2004	1-2	3-0	4-2	2012	1-1	1-2	2-3	2021	2-1	0-3	2-4
2005	1-2	2-1	3-3	2013	1-3	2-1	3-4	2022	2-1	2-1	4-2

*Milwaukee moved to the National League in 1998.

SERIES RECORDS

Longest Winning Streak, Mets 9, 5/4/99-6/16/00
 Longest Winning Streak, Brewers 5, two times, last, 5/25/18-4/27/19
 Largest Margin of Victory, Mets 13, 5/16/15 (Mets-14, Brewers-1 at New York)
 Largest Margin of Victory, Brewers 9, 5/12/07 (Brewers-12, Mets-3 at New York)
 Most Runs Scored, Mets 14, 5/16/15 (Mets-14, Brewers-1 at New York)
 Most Runs Scored, Brewers 17, 5/26/18 (Brewers-17, Mets-6 at Milwaukee)
 Most Runs Scored, Both Teams 23, 5/26/18 (Brewers-17, Mets-6 at Milwaukee)
 Longest Game, Innings 18 innings, 5/4/19 (Brewers-4, Mets-3 at Milwaukee)
 Shutouts By Mets: 11, Brewers: 6

SERIES SWEEPS

Last Two-Game Sweep, Brewers At New York: 6/5/03 (Doubleheader)
 Last Three-Game Sweep, Mets At New York: 5/20/16-5/22/16. At Milwaukee: 9/1/08-9/3/08
 Last Three-Game Sweep, Brewers At New York: 8/19/11-8/21/11. At Milwaukee: 9/24/21-9/26/21

BIGGEST COMEBACKS

Deficit	Date	Opponent	Score	Deficit	Date	Opponent	Score
8 runs	9/2/72	at Houston	11-8	6 runs	7/13/97	at Atlanta	7-6 (10)
7 runs	5/5/22	at Philadelphia	8-7	6 runs	4/1/96	vs. St. Louis	7-6
7 runs	6/2/11	vs. Pittsburgh	9-8	6 runs	6/14/80	vs. San Francisco	7-6
7 runs	6/30/00	vs. Atlanta	11-8	6 runs	6/5/78	vs. Los Angeles	9-8
6 runs	7/18/21	at Pittsburgh	7-6	6 runs	9/14/78	vs. Montreal	7-6
6 runs	5/5/17	vs. Miami	8-7	6 runs	7/20/75	vs. Houston	10-9
6 runs	7/4/16	vs. Miami	8-6	6 runs	9/23/75	at Chicago	8-6
6 runs	9/8/15	at Washington	8-7	6 runs	7/17/73	at Atlanta	8-7
6 runs	8/22/06	vs. St. Louis	8-7	6 runs	5/7/72	vs. San Diego	8-6
6 runs	6/13/01	at Baltimore	7-6 (10)	6 runs	8/17/66	vs. Pittsburgh	8-7
6 runs	5/15/99	at Philadelphia	9-7	6 runs	4/23/65	at San Francisco	9-8
6 runs	9/13/97	vs. Montreal	9-6 (11)				



2022

OVERALL **14-5**
 AT PHILADELPHIA **7-3**
 AT NEW YORK **7-2**

OVERALL

OVERALL **513-541**
 AT PHILADELPHIA **252-277**
 AT NEW YORK **261-264**



STADIUM:
 Citizens Bank Park
 (43,651)

YEAR OPENED:
 2004

ADDRESS:
 1 Citizens Bank Way
 Philadelphia, PA 19148

PHONE:
 (215) 463-6000

ALL-TIME SERIES RESULTS VS. PHILADELPHIA

Year	Home	Road	Total	Year	Home	Road	Total	Year	Home	Road	Total
1962	2-7	2-7	4-14	1984	7-2	3-6	10-8	2006	6-3	5-5	11-8
1963	6-3	2-7	8-10	1985	7-2	4-5	11-7	2007	2-7	4-5	6-12
1964	2-7	1-8	3-15	1986	6-3	2-7	8-10	2008	5-4	6-3	11-7
1965	3-6	4-5	7-11	1987	8-1	5-4	13-5	2009	4-5	2-7	6-12
1966	1-8	6-3	7-11	1988	6-3	4-5	10-8	2010	5-4	4-5	9-9
1967	1-8	3-6	4-14	1989	6-3	6-3	12-6	2011	4-5	3-6	7-11
1968	3-6	5-4	8-10	1990	6-3	4-5	10-8	2012	3-6	7-2	10-8
1969	5-4	7-2	12-6	1991	5-4	6-3	11-7	2013	4-6	6-3	10-9
1970	6-3	7-2	13-5	1992	3-6	3-6	6-12	2014	5-4	8-2	13-6
1971	7-2	6-3	13-5	1993	1-6	2-4	3-10	2015	8-1	6-4	14-5
1972	5-4	8-1	13-5	1994	2-1	2-5	4-6	2016	6-4	6-3	12-7
1973	6-3	3-6	9-9	1995	3-4	4-2	7-6	2017	5-4	7-3	12-7
1974	4-5	3-6	7-11	1996	4-2	3-4	7-6	2018	6-3	5-5	11-8
1975	4-5	3-6	7-11	1997	4-2	3-3	7-5	2019	4-5	3-7	7-12
1976	3-6	2-7	5-13	1998	3-3	5-1	8-4	2020	2-2	2-4	4-6
1977	4-5	1-8	5-13	1999	4-2	2-4	6-6	2021	6-4	3-6	9-10
1978	3-6	3-6	6-12	2000	2-4	4-3	6-7	2022	7-2	7-3	14-5
1979	2-7	3-6	5-13	2001	5-5	6-3	11-8				
1980	1-8	5-4	6-12	2002	3-6	6-4	9-10				
1981	5-4	2-3	7-7	2003	3-7	4-5	7-12				
1982	5-4	2-7	7-11	2004	3-6	5-5	8-11				
1983	4-5	2-7	6-12	2005	6-4	5-3	11-7				

SERIES RECORDS

Longest Winning Streak, Mets 10, two times, last, 5/9/15-8/31/15
 Longest Winning Streak, Phillies 10, 6/29/80-9/25/80
 Largest Margin of Victory, Mets 20, 8/16/18 (G1) (Mets-24, Phillies-4 at Philadelphia)
 Largest Margin of Victory, Phillies 19, 6/11/85 (Phillies-26, Mets-7 at Philadelphia)
 Most Runs Scored, Mets 24, 8/16/18 (G1) (Mets-24, Phillies-4 at Philadelphia)
 Most Runs Scored, Phillies 26, 6/11/85 (Phillies-26, Mets-7 at Philadelphia)
 Most Runs Scored, Both Teams 33, 6/11/85 (Phillies-26, Mets-7 at Philadelphia)
 Longest Game, Innings 18 innings, two times, last, 8/1/72 (G1) (Mets-3, Phillies-2 at New York)
 Shutouts By Mets: 85, Phillies: 69

SERIES SWEEP

Last Two-Game Sweep, Mets At New York: 4/3/18-4/4/18. At Philadelphia: 7/21/03-7/22/03
 Last Two-Game, Phillies At New York: 8/14/92-8/15/92. At Philadelphia: 4/12/83-4/13/83
 Last Three-Game Sweep, Mets At New York: 5/27/22-5/29/22. At Philadelphia: 4/10/17-4/12/17
 Last Three-Game Sweep, Phillies At New York: 4/26/13-4/28/13. At Philadelphia: 8/6/21-8/8/21
 Last Four-Game Sweep, Mets At New York: None. At Philadelphia: 8/24/15-8/27/15
 Last Four-Game Sweep, Phillies At New York: 6/19/95-6/22/95. At Philadelphia: 6/24/19-6/27/19
 Last Five-Game Sweep, Phillies At New York: 8/14/80-8/17/80. At Philadelphia: 6/25/82-6/27/82



2022

OVERALL **6-1**
 AT PITTSBURGH **2-1**
 AT NEW YORK **4-0**

OVERALL

OVERALL **369-395-2**
 AT PITTSBURGH ... **170-207-1**
 AT NEW YORK **199-188-1**



STADIUM:
 PNC Park (38,362)

YEAR OPENED:
 2001

ADDRESS:
 115 Federal Street
 Pittsburgh, PA 15212

PHONE:
 (412) 323-5000

ALL-TIME SERIES RESULTS VS. PITTSBURGH

Year	Home	Road	Total	Year	Home	Road	Total	Year	Home	Road	Total
1962	1-8	1-8	2-16	1982	4-5	4-5	8-10	2002	1-2	0-2	1-4
1963	3-6	1-8	4-14	1983	5-4	4-5	9-9	2003	2-1	2-1	4-2
1964	4-5	2-7	6-12	1984	5-4	7-2	12-6	2004	0-3	1-2	1-5
1965	1-8	3-6	4-14	1985	5-4	5-4	10-8	2005	2-1	1-2	3-3
1966	4-5	1-8	5-13	1986	9-0	8-1	17-1	2006	5-1	0-3	5-4
1967	7-2	4-5	11-7	1987	7-2	5-4	12-6	2007	2-1	2-1	4-2
1968	4-5	5-4	9-9	1988	6-3	6-3	12-6	2008	1-2	3-1	4-3
1969	4-5	6-3	10-8	1989	4-5	5-4	9-9	2009	3-0	1-3	4-3
1970	3-6	3-6	6-12	1990	6-3	4-5	10-8	2010	4-0	2-1	6-1
1971	5-4	5-4	10-8	1991	4-5	2-7	6-12	2011	2-2	2-2	4-4
1972	5-3	3-3	8-6	1992	3-6	1-8	4-14	2012	3-1	2-1	5-2
1973	7-2	6-3	13-5	1993	2-4	2-5	4-9	2013	1-3	1-2	2-5
1974	3-6	4-5	7-11	1994	0-3	4-2	4-5	2014	2-1	1-3	3-4
1975	1-8	4-5	5-13	1995	3-1	1-2	4-3	2015	0-3	0-3	0-6
1976	4-5	6-3	10-8	1996	4-3	4-2	8-5	2016	2-1	1-2	3-3
1977	3-6	1-8	4-14	1997	5-1	2-3	7-4	2017	1-2	2-1	3-3
1978	4-5	3-6	7-11	1998	4-2	0-3	4-5	2018	1-2	2-2	3-4
1979	3-6-1	5-4	8-10-1	1999	5-1	2-1	7-2	2019	3-0	2-1	5-1
1980	6-3	4-5	10-8	2000	3-0	4-2	7-2	2021	2-2	1-2	3-4
1981	1-4	2-2-1	3-6-1	2001	1-2	3-0	4-2	2022	4-0	2-1	6-1

SERIES RECORDS

Longest Winning Streak, Mets 15, 6/6/86-4/9/87
 Longest Winning Streak, Pirates 9, 6/29/14-6/7/16
 Largest Margin of Victory, Mets 16, 4/17/76 (Mets-17, Pirates-1 at Pittsburgh)
 Largest Margin of Victory, Pirates 17, 9/26/92 (Pirates-19, Mets-2 at Pittsburgh)
 Most Runs Scored, Mets 17, 4/17/76 (Mets-17, Pirates-1 at Pittsburgh)
 Most Runs Scored, Pirates 19, 9/26/92 (Pirates-19, Mets-2 at Pittsburgh)
 Most Runs Scored, Both Teams 22, 8/1/96 (Pirates-13, Mets-9 at New York)
 Longest Game, Innings 18 innings, 4/28/85 (Mets-5, Pirates-4 at New York)
 Shutouts By Mets: 64, Pirates: 63

SERIES SWEEPS

Last Two-Game Sweep, Mets At New York: 5/3/06-5/4/06. At Pittsburgh: 6/27/79-6/28/79
 Last Two-Game Sweep, Pirates At New York: 4/5/96-4/6/96. At Pittsburgh: 9/24/02-9/25/02
 Last Three-Game Sweep, Mets At New York: 7/26/19-7/28/19. At Pittsburgh: 9/17/01-9/19/01
 Last Three-Game Sweep, Pirates At New York: 8/14/15-8/16/15. At Pittsburgh: 5/22/15-5/24/15
 Last Four-Game Sweep, Mets At New York: 9/15/22-9/18/22. At Pittsburgh: None
 Last Four-Game Sweep, Pirates At New York: 5/28/65-5/30/65. At Pittsburgh: 6/17/93-6/20/93

ST. LOUIS CARDINALS (NL CENTRAL)

2022 RECORD: 93-69 (1st Place, NL Central)

2023 MANAGER: Oliver Marmol



2022

OVERALL **5-2**
 AT ST. LOUIS **2-1**
 AT NEW YORK **3-1**

OVERALL

OVERALL **361-405**
 AT ST. LOUIS **180-206**
 AT NEW YORK **181-199**

POSTSEASON

OVERALL **7-5**



STADIUM:

Busch Stadium (43,975)

YEAR OPENED:

2006

ADDRESS:

700 Clark St.
 St. Louis, MO 63102

PHONE:

(314) 345-9600

ALL-TIME SERIES RESULTS VS. ST. LOUIS

Year	Home	Road	Total	Year	Home	Road	Total	Year	Home	Road	Total
1962	2-7	3-6	5-13	1982	1-8	5-4	6-12	2002	2-1	1-2	3-3
1963	4-5	1-8	5-13	1983	5-4	1-8	6-12	2003	1-2	0-3	1-5
1964	4-5	3-6	7-11	1984	4-5	3-6	7-11	2004	1-2	0-3	1-5
1965	4-5	1-8	5-13	1985	5-4	3-6	8-10	2005	1-2	1-3	2-5
1966	2-7	5-4	7-11	1986	4-5	8-1	12-6	2006	3-0	1-2	4-2
1967	2-7	5-4	7-11	1987	4-5	5-4	9-9	2007	2-2	3-0	5-2
1968	1-8	5-4	6-12	1988	9-0	5-4	14-4	2008	2-2	2-1	4-3
1969	6-4	6-2	12-6	1989	6-3	4-5	10-8	2009	4-2	0-3	4-5
1970	6-3	6-3	12-6	1990	7-2	5-4	12-6	2010	2-1	1-2	3-3
1971	4-5	6-3	10-8	1991	5-4	2-7	7-11	2011	2-1	1-2	3-3
1972	3-4	4-5	7-9	1992	5-4	4-5	9-9	2012	3-1	1-2	4-3
1973	5-4	5-4	10-8	1993	3-4	2-4	5-8	2013	1-2	1-3	2-5
1974	2-7	4-5	6-12	1994	0-2	6-1	6-3	2014	3-1	1-2	4-3
1975	5-4	4-5	9-9	1995	2-1	1-3	3-4	2015	2-2	1-2	3-4
1976	4-5	5-4	9-9	1996	3-3	2-4	5-7	2016	1-2	2-1	3-3
1977	2-5	6-5	8-10	1997	4-1	5-1	9-2	2017	2-2	1-2	3-4
1978	2-7	5-4	7-11	1998	4-2	2-1	6-3	2018	2-1	1-2	3-3
1979	1-8	6-3	7-11	1999	2-1	3-1	5-2	2019	1-3	1-2	2-5
1980	4-5	5-4	9-9	2000	3-0	3-3	6-3	2020	0-3	2-2	2-5
1981	4-1	2-4	6-5	2001	0-3	1-2	1-5	2021	3-1	2-1	5-2
								2022	3-1	2-1	5-2

SERIES RECORDS

Longest Winning Streak, Mets 8, 4/24/86-8/14/86
 Longest Winning Streak, Cardinals 10, two times, last, 9/17/82-6/20/83
 Largest Margin of Victory, Mets 13, two times, last, 9/24/88 (Mets-14, Cardinals-1 at St. Louis)
 Largest Margin of Victory, Cardinals 14, 7/8/62 (Cardinals-15, Mets-1 at New York)
 Most Runs Scored, Mets 15, 10/3/64 (Mets-15, Cardinals-5 at St. Louis)
 Most Runs Scored, Cardinals 15, four times, last, 4/8/92 (Cardinals-15, Mets-7 at St. Louis)
 Most Runs Scored, Both Teams 22, two times, last, 4/8/92 (Cardinals-15, Mets-7 at St. Louis)
 Longest Game, Innings 25 innings, 9/11/74 (Cardinals-4, Mets-3 at New York)
 Shutouts By Mets: 53, Cardinals: 56

SERIES RECORDS

Last Two-Game Sweep, Mets At New York: 5/7/98-5/8/98. At St. Louis: 4/11/73-4/12/73
 Last Two-Game Sweep, Cardinals At New York: 6/27/94-6/28/94. At St. Louis: 7/25/95-7/26/95
 Last Three-Game Sweep, Mets At New York: 8/22/06-8/24/06. At St. Louis: 4/1/07-4/4/07
 Last Three-Game Sweep, Cardinals At New York: 9/13/21-9/15/21. At St. Louis: 4/21/09-4/23/09
 Last Four-Game Sweep, Mets At New York: None. At St. Louis: 4/24/86-4/27/86
 Last Four-Game Sweep, Cardinals At New York: 8/7/79-8/9/79. At St. Louis: None
 Last Five-Game Sweep, Cardinals At New York: 9/17/82-9/19/82. At St. Louis: None



2022


OVERALL **2-4**
 AT SAN DIEGO **1-2**
 AT NEW YORK **1-2**

OVERALL

OVERALL **251-257**
 AT SAN DIEGO **116-139**
 AT NEW YORK **134-116**
 AT MEXICO **1-2**

POSTSEASON

OVERALL **1-2**



STADIUM:
 Petco Park (42,524)
YEAR OPENED:
 2004
ADDRESS:
 100 Park Boulevard
 San Diego, CA 92101
PHONE:
 (619) 795-5000

ALL-TIME SERIES RESULTS VS. SAN DIEGO

Year	Home	Road	Total	Year	Home	Road	Total	Year	Home	Road	Total
1969	5-1	6-0	11-1	1987	3-3	5-1	8-4	2005	3-0	1-2	4-2
1970	3-3	3-3	6-6	1988	3-3	4-2	7-5	2006	3-0	2-2	5-2
1971	4-2	3-3	7-5	1989	4-2	1-5	5-7	2007	1-2	1-2	2-4
1972	2-4	5-1	7-5	1990	3-3	2-4	5-7	2008	2-1	0-4	2-5
1973	6-0	2-4	8-4	1991	4-2	3-3	7-5	2009	1-2	1-3	2-5
1974	3-3	3-3	6-6	1992	2-4	2-4	4-8	2010	2-1	1-3	3-4
1975	3-3	5-1	8-4	1993	2-4	3-3	5-7	2011	2-2	2-1	4-3
1976	4-2	3-3	7-5	1994	3-3	3-3	6-6	2012	3-1	1-2	4-3
1977	2-4	4-2	6-6	1995	5-2	1-5	6-7	2013	2-1	2-2	4-3
1978	2-4	3-3	5-7	1996	1-5	2-5	3-10	2014	2-1	1-2	3-3
1979	2-4	2-4	4-8	1997	3-2	2-4	5-6	2015	1-2	1-2	2-4
1980	1-5	0-6	1-11	1998	2-1	2-4	4-5	2016	2-1	2-2	4-3
1981	2-2	0-3	2-5	1999	5-1	2-1	7-2	2017	1-2	2-2	3-4
1982	4-2	2-4	6-6	2000	1-2	2-4	3-6	2018	2-1	2-1	4-2
1983	4-2	2-4	6-6	2001	1-2	0-3	1-5	2019	2-1	1-2	3-3
1984	4-2	2-4	6-6	2002	0-3	3-1	3-4	2021	2-1	2-2	4-3
1985	2-4	5-1	7-5	2003	2-1	1-2	3-3	2022	1-2	1-2	2-4
1986	5-1	5-1	10-2	2004	0-4	1-2	1-6				

SERIES RECORDS

Longest Winning Streak, Mets 11, 5/28/69-8/27/69
 Longest Winning Streak, Padres 9, 6/16/80-5/1/81
 Largest Margin of Victory, Mets 12, two times, last, 4/29/18 (Mets-14, Padres-2 at San Diego)
 Largest Margin of Victory, Padres 15, 8/26/00 (Padres-16, Mets-1 at San Diego)
 Most Runs Scored, Mets 14, 4/29/18 (Mets-14, Padres-2 at San Diego)
 Most Runs Scored, Padres 18, 5/31/10 (Padres-18, Mets-6 at San Diego)
 Most Runs Scored, Both Teams 25, 8/1/96 (Padres-15, Mets-10 at San Diego)
 Longest Game, Innings 18 innings, 8/26/80 (Padres-8, Mets-6 at New York)
 Shutouts By Mets: 39, Padres: 43

SERIES SWEEPS

Last Two-Game Sweep, Mets At New York: 8/28/90-8/29/90. At San Diego: 8/21/76-8/22/76
 Last Two-Game Sweep, Padres At New York: 5/20/85-5/22/85. At San Diego: 8/22/92-8/23/92
 Last Three-Game Sweep, Mets At New York: 8/8/06-8/10/06. At San Diego: 8/31/87-9/2/87
 Last Three-Game Sweep, Padres At New York: 8/13/02-8/15/02. At San Diego: 8/14/01-8/16/01
 Last Four-Game Sweep, Mets At New York: 8/16/69-8/17/69. At San Diego: 5/16/88-5/19/88
 Last Four-Game Sweep, Padres At New York: 8/23/04-8/26/04. At San Diego: 6/5/08-6/8/08



2022

OVERALL **4-3**
 AT SAN FRANCISCO **1-2**
 AT NEW YORK **3-1**

OVERALL

OVERALL **292-339**
 AT SAN FRANCISCO **139-179**
 AT NEW YORK **155-160**

POSTSEASON

OVERALL **3-2**



STADIUM:

Oracle Park (41,915)

YEAR OPENED:

2000

ADDRESS:

24 Willie Mays Plaza
 San Francisco, CA 94107

PHONE:

(415) 972-2000

ALL-TIME SERIES RESULTS VS. SAN FRANCISCO

Year	Home	Road	Total	Year	Home	Road	Total	Year	Home	Road	Total
1962	2-7	2-7	4-14	1982	2-4	2-4	4-8	2002	0-3	0-3	0-6
1963	4-5	2-7	6-12	1983	2-4	3-3	5-7	2003	2-0	2-2	4-2
1964	3-6	4-5	7-11	1984	1-5	3-3	4-8	2004	3-0	1-2	4-2
1965	2-7	3-6	5-13	1985	4-2	4-2	8-4	2005	2-1	1-2	3-3
1966	4-5	5-4	9-9	1986	3-3	4-2	7-5	2006	1-2	2-1	3-3
1967	3-6	2-7	5-13	1987	4-2	5-1	9-3	2007	2-1	2-1	4-2
1968	4-5	3-6	7-11	1988	3-3	1-5	4-8	2008	3-0	2-1	5-1
1969	5-1	3-3	8-4	1989	2-4	1-5	3-9	2009	2-2	3-1	5-3
1970	3-3	3-3	6-6	1990	5-1	2-4	7-5	2010	2-1	1-3	3-4
1971	2-4	2-4	4-8	1991	4-2	2-4	6-6	2011	1-2	1-2	2-4
1972	4-2	4-2	8-4	1992	5-1	5-1	10-2	2012	1-3	3-1	4-4
1973	3-3	2-4	5-7	1993	2-4	2-4	4-8	2013	1-2	3-0	4-2
1974	3-3	3-3	6-6	1994	2-4	4-2	6-6	2014	1-3	0-3	1-6
1975	5-1	3-3	8-4	1995	2-4	3-4	5-8	2015	1-2	2-1	3-3
1976	3-3	4-2	7-5	1996	4-2	2-4	6-6	2016	2-1	2-2	4-3
1977	4-2	3-3	7-5	1997	1-5	2-3	3-8	2017	2-1	3-0	5-1
1978	1-5	2-4	3-9	1998	2-1	2-4	4-5	2018	2-2	2-1	4-3
1979	5-1	3-3	8-4	1999	5-1	2-1	7-2	2021	0-3	1-2	1-5
1980	2-4	1-5	3-9	2000	3-1	0-4	3-5	2022	3-1	1-2	4-3
1981	1-2	1-2	2-4	2001	3-1	0-3	3-4				

SERIES RECORDS

Longest Winning Streak, Mets 8, two times, last, 6/3/08-5/16/09
 Longest Winning Streak, Giants 9, two times, last, 8/27/01-5/16/03
 Largest Margin of Victory, Mets 13, 6/1/92 (Mets-14, Giants-1 at New York)
 Largest Margin of Victory, Giants 13, 5/4/63 (Giants-17, Mets-4 at New York)
 Most Runs Scored, Mets 15, 8/27/97 (Mets-15, Giants-6 at New York)
 Most Runs Scored, Giants 17, 5/4/63 (Giants-17, Mets-4 at New York)
 Most Runs Scored, Both Teams 25, 5/24/22 (Giants-13, Mets-12 at San Francisco)
 Longest Game, Innings 23 innings, 5/31/64 (G2) (Giants-8, Mets-6 at New York)
 Shutouts By Mets: 46, Giants: 52

SERIES SWEEPS

Last Two-Game Sweep, Mets At New York: 8/12/03-8/13/03. At San Francisco: 5/29/85-5/30/85
 Last Two-Game Sweep, Giants At New York: 5/22/84-5/24/84. At San Francisco: 4/28/93-4/29/93
 Last Three-Game Sweep, Mets At New York: 7/8/08-7/10/08. At San Francisco: 6/23/17-6/25/17
 Last Three-Game Sweep, Giants At New York: 8/24/21-8/26/21. At San Francisco: 6/6/14-6/8/14
 Last Four-Game Sweep, Mets At New York: 8/30/90-9/2/90. At San Francisco: None
 Last Four-Game Sweep, Giants At New York: 6/1/62-6/3/62. At San Francisco: 5/1/00-5/4/00

WASHINGTON NATIONALS (NL EAST)

2022 RECORD: 55-107 (5th Place, NL East)

2023 MANAGER: Dave Martinez



2022	
OVERALL	14-5
AT WASHINGTON	7-3
AT NEW YORK	7-2
OVERALL	
OVERALL	461-462
AT WASHINGTON	87-75
AT NEW YORK	237-230
AT MONTREAL	135-152
AT PUERTO RICO	2-5



STADIUM:
Nationals Park (41,408)

YEAR OPENED:
2008

ADDRESS:
1500 South Capital St, SE
Washington, DC 20003

PHONE:
(202) 640-7000

ALL-TIME SERIES RESULTS VS. WASHINGTON

Year	Home	Road	Total	Year	Home	Road	Total	Year	Home	Road	Total
1969	7-2	6-3	13-5	1987	5-4	5-4	10-8	2005	4-5	7-3	11-8
1970	5-4	3-6	8-10	1988	7-2	5-4	12-6	2006	4-5	8-1	12-6
1971	4-5	5-4	9-9	1989	7-2	2-7	9-9	2007	3-6	6-3	9-9
1972	6-3	6-3	12-6	1990	4-5	6-3	10-8	2008	6-3	6-3	12-6
1973	4-5	5-4	9-9	1991	8-3	6-1	14-4	2009	7-2	3-6	10-8
1974	6-3	3-6	9-9	1992	3-6	3-6	6-12	2010	4-5	5-4	9-9
1975	5-4	3-6	8-10	1993	2-4	2-5	4-9	2011	3-6	5-4	8-10
1976	6-4	4-4	10-8	1994	1-3	2-1	3-4	2012	1-8	3-6	4-14
1977	4-5	4-5	8-10	1995	2-4	4-3	6-7	2013	3-7	4-5	7-12
1978	5-4	5-4	10-8	1996	3-4	3-3	6-7	2014	1-9	3-6	4-15
1979	1-8	2-7	3-15	1997	4-2	3-3	7-5	2015	5-5	6-3	11-8
1980	5-5	3-5	8-10	1998	2-4	2-4	4-8	2016	4-6	3-6	7-12
1981	2-4	1-5	3-9	1999	3-4	5-1	8-5	2017	2-8	4-5	6-13
1982	3-6	4-5	7-11	2000	6-0	3-3	9-3	2018	5-5	6-3	11-8
1983	7-2	3-6	10-8	2001	6-4	5-4	11-8	2019	7-3	5-4	12-7
1984	6-3	5-4	11-7	2002	5-4	3-7	8-11	2020	2-2	2-4	4-6
1985	5-4	4-5	9-9	2003	4-6	1-8	5-14	2021	7-2	4-6	11-8
1986	5-4	5-4	10-8	2004	4-5	6-4	10-9	2022	7-2	7-3	14-5

Montreal Expos: 1969-2004
Washington Nationals: 2005-present

SERIES RECORDS

Longest Winning Streak, Mets 9, 4/20/91-7/4/91
 Longest Winning Streak, Expos/Nationals 10, 8/10/79-4/15/80
 Largest Margin of Victory, Mets 13, 9/20/06 (Mets-13, Nationals-0 at Washington)
 Largest Margin of Victory, Expos/Nationals 21, 7/31/18 (Nationals-25, Mets-4 at Washington)
 Most Runs Scored, Mets 14, 8/8/85 (Mets-14, Expos-7 at Montreal)
 Most Runs Scored, Expos/Nationals 25, 7/31/18 (Nationals-25, Mets-4 at Washington)
 Most Runs Scored, Both Teams 29, two times, last, 7/31/18 (Nationals-25, Mets-4 at Washington)
 Longest Game, Innings 18 innings, 9/16/75 (Mets-4, Expos-3 at New York)
 Shutouts By Mets: 76, Expos/Nationals: 59

SERIES SWEEPS

Last Two-Game Sweep, Mets At New York: 5/18/11-5/19/11. At Montreal: 7/21/99-7/22/99
 Last Two-Game Sweep, Expos/Nationals At New York: 9/22/98-9/23/98. At Washington: 7/31/18-8/1/18
 Last Three-Game Sweep, Mets At New York: 10/4/22-10/5/22. At Washington: 4/5/18-4/8/18
 Last Three-Game Sweep, Expos/Nationals At New York: 4/21/17-4/23/17. At Washington: 6/27/16-6/29/16
 Last Four-Game Sweep, Mets At New York: 5/20/19-5/23/19. At Montreal: 7/1/91-7/4/91
 Last Four Game Sweep, Expos/Nationals At New York: 9/9/13-9/12/13. At Montreal: 4/11/03-4/14/03 (at San Juan)

PRE-GAME TIME TABLE

Game Time	1:10	4:10	7:10	8:10
Mets BP	10:40-11:40	1:40-2:40	4:40-5:40	5:40-6:40
Visitors BP	11:40-12:30	2:40-3:30	5:40-6:30	6:40-7:30
Grounds Crew	12:30	3:30	6:30	7:30

BALTIMORE ORIOLES (AL EAST)

2022 RECORD: 83-79 (4th Place, AL East)

2023 MANAGER: Brandon Hyde



2022

OVERALL 0-0
 AT BALTIMORE 0-0
 AT NEW YORK 0-0

OVERALL

OVERALL 28-16
 AT BALTIMORE 15-10
 AT NEW YORK 13-6

POSTSEASON

OVERALL 4-1



STADIUM:

Oriole Park at Camden Yards (45,971)

YEAR OPENED:

1992

ADDRESS:

333 West Camden St.
 Baltimore, MD 21201

PHONE:

(410) 685-9800

ALL-TIME SERIES RESULTS VS. BALTIMORE

Year	Home	Road	Total	Year	Home	Road	Total	Year	Home	Road	Total
1997	0-0	2-1	2-1	2006	1-2	0-0	1-2	2018	0-2	1-1	1-3
1998	2-0	1-1	3-1	2009	0-0	1-2	1-2	2020	1-1	1-1	2-2
1999	0-0	2-1	2-1	2010	0-0	3-0	3-0	2021	2-0	1-1	3-1
2000	2-1	0-0	2-1	2012	3-0	0-0	3-0				
2001	0-0	2-1	2-1	2015	2-0	1-1	3-1				

SERIES RECORDS

Longest Winning Streak, Mets

9 games, 6/11/10-8/18/15

Longest Winning Streak, Orioles

4 games, 8/19/15-8/14/18

Longest Game, Innings

12 innings, 8/29/97 (3-4 at Baltimore)

Most Runs Scored, Mets

16, 8/15/18 (16-5 at Baltimore)

Most Runs Scored, Orioles

11, 9/8/20 (11-2 at New York)

Most Runs Scored, Both Teams

19, 8/30/97 (13-6 at Baltimore)

LAST SERIES SWEEP

2-Game Sweep, Mets

at New York: 5/11/21-5/12/21
 at Baltimore: None

2-Game Sweep, Orioles

at New York: 6/5/18-6/6/18
 at Baltimore: None

3-Game Sweep, Mets

at New York: 6/18/12-6/20/12
 at Baltimore: 6/11/10-6/13/10

BOSTON RED SOX (AL EAST)

2022 RECORD: 78-84 (5th Place, AL East)

2023 MANAGER: Alex Cora



2022

OVERALL 0-0
 AT BOSTON 0-0
 AT NEW YORK 0-0

OVERALL

OVERALL 14-21
 AT BOSTON 8-11
 AT NEW YORK 6-10

POSTSEASON

OVERALL 4-3



STADIUM:

Fenway Park (37,499)

YEAR OPENED:

1912

ADDRESS:

4 Yawkey Way
 Boston, MA 02215

PHONE:

(617) 226-6000

ALL-TIME SERIES RESULTS VS. BOSTON

Year	Home	Road	Total	Year	Home	Road	Total	Year	Home	Road	Total
1997	1-2	0-0	1-2	2001	2-1	0-0	2-1	2020	0-2	2-0	2-2
1998	0-0	2-1	2-1	2006	0-0	0-3	0-3	2021	0-2	0-2	0-4
1999	2-1	0-0	2-1	2015	1-2	0-0	1-2				
2000	0-0	1-2	1-2	2018	0-0	1-2	1-2				

SERIES RECORDS

Longest Winning Streak, Mets

2 games, 5x, last, 7/27/20-7/28/20

Longest Winning Streak, Red Sox

6 games, 7/29/20-present

Longest Game, Innings

12 innings, 6/11/99 (2-3 at New York)

Most Runs Scored, Mets

9, 6/5/98 (9-2 at Boston)

Most Runs Scored, Red Sox

12, 2x, last, 9/22/21 (5-12 at Boston)

Most Runs Scored, Both Teams

17, 2x, last, 9/22/21 (5-12 at Boston)

LAST SERIES SWEEP

2-Game Sweep, Red Sox

at New York: 4/27/21-4/28/21
 at Boston: 9/21/21-9/22/21

2-Game Sweep, Mets

at New York: None
 at Boston: 7/27/20-7/28/20

3-Game Sweep, Red Sox

at New York: None
 at Boston: 6/27/06-6/29/06

CHICAGO WHITE SOX (AL CENTRAL)

2022 RECORD: 81-81 (2nd Place, AL Central)

2023 MANAGER: Pedro Grifol



2022

OVERALL 0-0
 AT CHICAGO 0-0
 AT NEW YORK 0-0

OVERALL

OVERALL 7-6
 AT CHICAGO 5-3
 AT NEW YORK 2-3



STADIUM:
 Guaranteed Rate Field
 (40,615)

YEAR OPENED:
 1991

ADDRESS:
 333 W. 35th St.
 Chicago, IL 60616

PHONE:
 (312) 674-1000

ALL-TIME SERIES RESULTS VS. CHICAGO

Year	Home	Road	Total	Year	Home	Road	Total
2002	0-0	1-2	1-2	2016	1-2	0-0	1-2
2013	1-1	1-1	2-2	2019	0-0	3-0	3-0

SERIES RECORDS

Longest Winning Streak, Mets

3 games, 7/30/19-present

Longest Winning Streak, White Sox

2 games, 3x, last, 5/31/16-6/1/19

Longest Game, Innings

13 innings, 6/1/16 (1-2 at New York)

Most Runs Scored, Mets

8, 6/11/02 (8-10 at Chicago)

Most Runs Scored, White Sox

10, 6/11/02 (8-10 at Chicago)

Most Runs Scored, Both Teams

18, 6/11/02 (8-10 at Chicago)

LAST SERIES SWEEP

3-Game Sweep, Mets

at New York:None

at Chicago:.....7/30/19-8/1/19

CLEVELAND GUARDIANS (AL CENTRAL)

2022 RECORD: 92-70 (1st Place, AL Central)

2023 MANAGER: Terry Francona



2022

OVERALL 0-0
 AT CLEVELAND 0-0
 AT NEW YORK 0-0

OVERALL

OVERALL 13-5
 AT CLEVELAND 8-4
 AT NEW YORK 5-1



STADIUM:
 Progressive Field (42,404)

YEAR OPENED:
 1994

ADDRESS:
 2401 Ontario St.
 Cleveland, OH 44115

PHONE:
 (216) 420-4380

ALL-TIME SERIES RESULTS VS. CLEVELAND

Year	Home	Road	Total	Year	Home	Road	Total	Year	Home	Road	Total
2002	0-0	2-1	2-1	2010	0-0	3-0	3-0	2016	0-0	2-1	2-1
2004	2-1	0-0	2-1	2013	0-0	1-2	1-2	2019	3-0	0-0	3-0

SERIES RECORDS

Longest Winning Streak, Mets

4 games, 2x, last, 4/17/16-present

Longest Winning Streak, Indians

2 games, 9/6/13-9/7/13

Longest Game, Innings

10 innings, 8/21/19 (4-3 at New York)

Most Runs Scored, Mets

9, 8/20/19 (9-2 at New York)

Most Runs Scored, Indians

9, 2x, last, 9/7/13 (4-9 at Cleveland)

Most Runs Scored, Both Teams

14, 6/8/02 (8-6 at Cleveland)

LAST SERIES SWEEP

3-Game Sweep, Mets

at New York: 8/20/19-8/22/19

at Cleveland:6/15/10-6/17/10



2022	
OVERALL	0-0
AT DETROIT.....	0-0
AT NEW YORK.....	0-0
OVERALL	
OVERALL	11-13
AT DETROIT	4-8
AT NEW YORK	7-5



STADIUM:
Comerica Park (41,681)

YEAR OPENED:
2000

ADDRESS:
2100 Woodward Ave.
Detroit, MI 48201

PHONE:
(313) 471-2000

ALL-TIME SERIES RESULTS VS. DETROIT

Year	Home	Road	Total	Year	Home	Road	Total	Year	Home	Road	Total
1997	0-0	0-3	0-3	2010	2-1	0-0	2-1	2016	0-0	1-2	1-2
2004	3-0	0-0	3-0	2011	0-0	2-1	2-1	2019	2-1	0-0	2-1
2007	0-0	1-2	1-2	2013	0-3	0-0	0-3				

SERIES RECORDS

Longest Winning Streak, Mets 4, 6/18/04-6/8/07
 Longest Winning Streak, Tigers 6, 6/30/11-8/6/16
 Largest Margin of Victory, Mets 11, 6/28/11 (Mets-14, Tigers-3 at Detroit)
 Largest Margin of Victory, Tigers 14, 6/20/97 (Tigers-14, Mets-0 at Detroit)
 Most Runs Scored, Mets 16, 6/29/11 (Mets-16, Tigers-9 at Detroit)
 Most Runs Scored, Tigers 15, 6/10/07 (Tigers-15, Mets-7 at Detroit)
 Most Runs Scored, Both Teams 25, 6/29/11 (Mets-16, Tigers-9 at Detroit)
 Longest Game, Innings 13 innings, 5/25/19 (Mets-5, Tigers-4 at New York)
 Shutouts By Mets: 2, Tigers: 2

SERIES SWEEPS

Last Three-Game Sweep, Mets At New York: 6/18/04-6/20/04. At Detroit: None
 Last Three-Game Sweep, Tigers At New York: 8/23/13-8/25/13. At Detroit: 6/20/97-6/23/97

THREE HOME RUNS VS. METS

The following players have hit three home runs in a game against New York:

Stan Musial (St. Louis) July 8, 1962 at Polo Grounds
 Willie McCovey (San Francisco) September 22, 1963 at San Francisco
 Willie McCovey (San Francisco) September 17, 1966 at San Francisco (10 Innings)
 Adolfo Phillips (Chicago-NL) June 11, 1967 at Chicago (Game Two)
 Billy Williams (Chicago-NL) September 10, 1968 at Chicago
 Dick Allen (Philadelphia) September 29, 1968 at Shea
 Pete Rose (Cincinnati) April 29, 1978 at Shea
 Dave Kingman (Chicago-NL) July 28, 1979 at Shea
 Karl "Tuffy" Rhodes (Chicago-NL) April 4, 1994 at Chicago
 Bobby Higginson (Detroit) June 30, 1997 at Detroit
 Luis Gonzalez (Arizona) May 10, 2004 at Arizona
 Cody Ross (Florida) September 11, 2006 at Florida
 Anthony Rendon (Washington) April 30, 2017 at Washington
 Corey Seager (Los Angeles-NL) June 20, 2017 at Los Angeles
 Kyle Schwarber (Washington) June 20, 2021 at Washington
 Joc Pederson (San Francisco) May 24, 2022 at San Francisco

HISTORY

HOUSTON ASTROS (AL WEST)

2022 RECORD: 106-56 (1st Place, AL West) | World Series Champions

2023 MANAGER: Dusty Baker



2022

OVERALL 0-4
 AT HOUSTON 0-2
 AT NEW YORK 0-2

OVERALL

OVERALL 260-316
 AT HOUSTON 108-181
 AT NEW YORK 152-135

POSTSEASON

OVERALL 4-2



STADIUM:

Minute Maid Park (40,981)

YEAR OPENED:

2000

ADDRESS:

PO Box 288
 Houston, TX 77001

PHONE:

(713) 259-8000

ALL-TIME SERIES RESULTS VS. HOUSTON

Year	Home	Road	Total	Year	Home	Road	Total	Year	Home	Road	Total
1962	2-6	1-7	3-13	1980	3-3	1-5	4-8	1998	1-2	3-3	4-5
1963	3-6	2-7	5-13	1981	2-1	1-5	3-6	1999	3-3	2-1	5-4
1964	7-2	2-7	9-9	1982	2-4	2-4	4-8	2000	2-1	3-1	5-2
1965	2-7	2-7	4-14	1983	1-5	2-4	3-9	2001	2-1	1-2	3-3
1966	6-3	5-4	11-7	1984	3-3	5-1	8-4	2002	1-2	1-2	2-4
1967	6-3	1-8	7-11	1985	4-2	4-2	8-4	2003	2-1	2-1	4-2
1968	4-5	4-5	8-10	1986	5-1	2-4	7-5	2004	2-1	2-1	4-2
1969	2-4	0-6	2-10	1987	3-3	3-3	6-6	2005	4-2	1-3	5-5
1970	4-2	2-4	6-6	1988	5-1	2-4	7-5	2006	2-1	2-1	4-2
1971	4-2	3-3	7-5	1989	3-3	3-3	6-6	2007	3-0	2-2	5-2
1972	3-3	3-3	6-6	1990	5-1	2-4	7-5	2008	2-2	0-3	2-5
1973	2-4	4-2	6-6	1991	2-4	3-3	5-7	2009	3-0	2-1	5-1
1974	4-2	2-4	6-6	1992	4-2	3-3	7-5	2010	2-1	2-2	4-3
1975	5-1	3-3	8-4	1993	1-5	0-6	1-11	2011	1-2	2-1	3-3
1976	3-3	3-3	6-6	1994	2-1	1-2	3-3	2012	2-1	0-3	2-4
1977	4-2	2-4	6-6	1995	3-3	3-3	6-6	2014	2-1	0-0	2-1
1978	3-3	2-4	5-7	1996	2-4	2-4	4-8	2017	0-0	0-3	0-3
1979	2-4	1-5	3-9	1997	2-4	2-3	4-7	2022	0-2	0-2	0-4

Houston shifted from the National League to the American League in 2013.

SERIES RECORDS

Longest Winning Streak, Mets 7, 7/17/66-7/27/66
 Longest Winning Streak, Astros 10, 5/23/69-5/29/70
 Largest Margin of Victory, Mets 16, 8/30/99 (Mets-17, Astros-1 at Houston)
 Largest Margin of Victory, Astros 13, two times, last, 7/30/02 (Astros-16, Mets-3 at New York)
 Most Runs Scored, Mets 17, 8/30/99 (Mets-17, Astros-1 at Houston)
 Most Runs Scored, Astros 16, three times, last, 7/30/02 (Astros-16, Mets-3 at New York)
 Most Runs Scored, Both Teams 22, 5/6/73 (Astros-14, Mets-8 at New York)
 Longest Game, Innings 24 innings, 4/15/68 (Astros-1, Mets-0 at Houston)
 Shutouts By Mets: 39, Astros: 48

SERIES SWEEPS

Last Two-Game Sweep, Mets At New York: 7/3/90-7/4/90. At Houston: None
 Last Two-Game Sweep, Astros At New York: 6/28/22-6/29/22. At Houston: 6/21/22-6/22/22
 Last Three-Game Sweep, Mets At New York: 10/2/09-10/4/09. At Houston: 4/6/84-4/8/84
 Last Three-Game Sweep, Astros At New York: 4/9/93-4/11/93. At Houston: 9/2/17-9/3/17
 Last Four-Game Sweep, Mets At New York: 6/2/75-6/5/75. At Houston: None
 Last Four-Game Sweep, Astros At New York: 9/13/63-9/15/63. At Houston: 6/24/65-6/27/65

FOUR STRIKEOUTS IN AN INNING

Derek Wallace became the first Met pitcher ever to strike out four batters in an inning when he did it on September 13, 1996 vs. Atlanta...Mike Stanton joined Wallace on the list when he fanned four batters on August 23, 2004 at Milwaukee.

KANSAS CITY ROYALS (AL CENTRAL)

2022 RECORD: 65-97 (5th Place, AL Central)

2023 MANAGER: Matt Quatraro



2022

OVERALL0-0
 AT KANSAS CITY.....0-0
 AT NEW YORK0-0

OVERALL

OVERALL9-7
 AT KANSAS CITY.....4-4
 AT NEW YORK5-3

POSTSEASON

OVERALL 1-4



STADIUM:

Kauffman Stadium
 (37,903)

YEAR OPENED:

1973

ADDRESS:

One Royal Way
 Kansas City, MO 64129

PHONE:

(816) 921-8000

ALL-TIME SERIES RESULTS VS. KANSAS CITY

Year	Home	Road	Total	Year	Home	Road	Total	Year	Home	Road	Total
2002	2-1	0-0	2-1	2013	1-2	0-0	1-2	2019	0-0	2-1	2-1
2004	0-0	1-2	1-2	2016	2-0	1-1	3-1				

SERIES RECORDS

Longest Winning Streak, Mets

3 games, 4/5/16-6/22/16

Longest Winning Streak, Royals

3 games, 8/3/13-4/3/16

Longest Game, Innings

12 innings, 8/3/13 (3-4 at New York)

Most Runs Scored, Mets

11, 8/18/19 (11-5 at Kansas City)

Most Runs Scored, Royals

7, 6/11/04 (5-7 at Kansas City)

Most Runs Scored, Both Teams

16, 8/18/19 (11-5 at Kansas City)

LAST SERIES SWEEP

2-Game Sweep, Mets

at New York:6/21/16-6/22/16

at Kansas City:None

LOS ANGELES ANGELS OF ANAHEIM (AL WEST)

2022 RECORD: 73-89 (3rd Place, AL West)

2023 MANAGER: Phil Nevin



2022

OVERALL2-1
 AT LOS ANGELES2-1
 AT NEW YORK0-0

OVERALL

OVERALL11-10
 AT LOS ANGELES7-5
 AT NEW YORK4-5



STADIUM:

Angel Stadium of Anaheim
 (45,389)

YEAR OPENED:

1966

ADDRESS:

2000 Gene Autry Way
 Anaheim, CA 92806

PHONE:

(714) 940-2000

ALL-TIME SERIES RESULTS VS. LOS ANGELES

Year	Home	Road	Total	Year	Home	Road	Total	Year	Home	Road	Total
2003	0-0	2-1	2-1	2011	1-2	0-0	1-2	2022	0-0	2-1	2-1
2005	1-2	0-0	1-2	2014	0-0	1-2	1-2				
2008	0-0	2-1	2-1	2017	2-1	0-0	2-1				

SERIES RECORDS

Longest Winning Streak, Mets

2 games, 5/19/17-5/20/17

Longest Winning Streak, Angels

2 games, 6/19/11-4/11/14

Longest Game, Innings

13 innings, 4/12/14 (7-6 at Los Angeles)

Most Runs Scored, Mets

9, 6/16/08 (9-6 at Los Angeles)

Most Runs Scored, Angels

14, 4/13/14 (2-14 at Los Angeles)

Most Runs Scored, Both Teams

17, 6/11/22 (6-11 at Los Angeles)

LAST SERIES SWEEP

None



2022

OVERALL 0-0
 AT MINNESOTA 0-0
 AT NEW YORK 0-0

OVERALL

OVERALL 14-8
 AT MINNESOTA 5-3
 AT NEW YORK 9-5



STADIUM:
 Target Field (39,021)

YEAR OPENED:
 2010

ADDRESS:
 1 Twins Way
 Minneapolis, MN 55403

PHONE:
 (612) 659-3400

ALL-TIME SERIES RESULTS VS. MINNESOTA

Year	Home	Road	Total	Year	Home	Road	Total	Year	Home	Road	Total
2002	2-1	0-0	2-1	2010	2-1	0-0	2-1	2019	1-1	2-0	3-1
2004	0-0	0-3	0-3	2013	0-0	3-0	3-0				
2007	1-2	0-0	1-2	2016	3-0	0-0	3-0				

SERIES RECORDS

Longest Winning Streak, Mets 7, 6/27/10-9/18/16
 Longest Winning Streak, Twins 3, 6/8/04-6/10/04
 Largest Margin of Victory, Mets 11, 4/12/13 (Mets-16, Twins-5 at Minnesota)
 Largest Margin of Victory, Twins 9, 6/19/07 (Twins-9, Mets-0 at New York)
 Most Runs Scored, Mets 16, 4/12/13 (Mets-16, Twins-5 at Minnesota)
 Most Runs Scored, Twins 14, 4/9/19 (Twins-14, Mets-8 at New York)
 Most Runs Scored, Both Teams 22, 4/9/19 (Twins-14, Mets-8 at New York)
 Longest Game, Innings 15 innings, 6/10/04 (Twins-3, Mets-2 at Minnesota)
 Shutouts By Mets: 2, Twins: 2

SERIES SWEEPS

Last Two-Game Sweep, Mets At New York: None. At Minnesota: 7/16/19-7/17/19
 Last Three-Game Sweep, Mets At New York: 9/16/16-9/18/16. At Minnesota: None.
 Last Three-Game Sweep, Twins At New York: None. At Minnesota: 6/8/04-6/10/04

DOUBLEHEADERS

The Mets went 16-4 in 10 doubleheaders in 2022, sweeping six and splitting the other four. Listed below are the Mets last doubleheader, last doubleheader sweep and last time being swept in a twinbill against each opponent:

Opponent	Last DH	Last Mets Sweep	Last Opp. Sweep
Arizona	5/25/14 at NY (L, W)	None	4/27/03 at NY
Atlanta	8/6/22 at NY (W, W)	8/6/22 at NY	9/8/11 at NY
Chicago-NL	7/16/22 at CHC (W, W)	7/16/22 at CHC	8/7/84 at CHC
Cincinnati	5/19/98 at NY (W, W)	5/19/98 at NY	7/18/80 at CIN
Colorado	5/21/22 at COL (W, L)	5/27/21 at NY	4/16/13 at COL
Houston	9/2/17 at HOU (L, L)	5/6/90 at NY	9/2/17 at HOU
Los Angeles-NL	4/27/10 at NY (W, W)	4/27/10 at NY	8/29/83 at NY
New York Yankees	7/4/21 at NYY (W, L)	8/28/20 at NYY	8/30/20 at NYY
Miami	9/28/21 at NY (W, W)	9/28/21 at NY	8/25/20 at NY
Milwaukee	7/7/21 at NY (W, L)	5/20/99 at NY	9/29/10 at NY
Philadelphia	8/20/22 at PHI (W, L)	9/24/11 at NY	9/13/09 at PHI
Pittsburgh	9/7/22 at PIT (W, W)	9/7/22 at PIT	6/7/16 at PIT
St. Louis	5/17/22 at NY (W, L)	8/10/89 at NY	9/18/82 at NY
San Diego	6/10/10 at NY (L, W)	9/7/86 at NY	5/14/98 at SD
San Francisco	4/19/22 at NY (W, W)	4/19/22 at NY	4/23/12 at NY
Seattle	6/8/03 at NY (L, L)	None	6/8/03 at NY
Texas	6/15/08 at NY (L, W)	None	None
Washington	10/4/22 at NY (W, W)	10/4/22	9/26/20 at WAS

NEW YORK YANKEES (AL EAST)

2022 RECORD: 99-63 (1st Place, AL East)

2023 MANAGER: Aaron Boone



2022


OVERALL **2-2**
 AT YANKEE STADIUM..... **0-2**
 AT CITI FIELD **2-0**

OVERALL

OVERALL **60-78**
 AT NEW YANKEE STADIUM **16-22**
 AT OLD YANKEE STADIUM. **13-20**
 AT SHEA STADIUM..... **16-17**
 AT CITI FIELD **15-19**

POSTSEASON

OVERALL **1-4**



STADIUM:

Yankee Stadium (49,642)

YEAR OPENED:

2009

ADDRESS:

1 East 161st St.
 Bronx, NY 10451

PHONE:

(718) 293-4300

ALL-TIME SERIES RESULTS VS. NEW YORK

Year	Home	Road	Total	Year	Home	Road	Total	Year	Home	Road	Total
1997	0-0	1-2	1-2	2006	2-1	1-2	3-3	2015	1-2	1-2	2-4
1998	1-2	0-0	1-2	2007	2-1	1-2	3-3	2016	1-1	1-1	2-2
1999	2-1	1-2	3-3	2008	1-2	3-0	4-2	2017	0-2	0-2	0-4
2000	1-2	1-2	2-4	2009	0-3	1-2	1-5	2018	1-2	2-1	3-3
2001	1-2	1-2	2-4	2010	2-1	1-2	3-3	2019	1-1	1-1	2-2
2002	2-1	1-2	3-3	2011	1-2	1-2	2-4	2020	1-0	2-3	3-3
2003	0-3	0-3	0-6	2012	1-2	0-3	1-5	2021	2-1	2-1	4-2
2004	3-0	1-2	4-2	2013	2-0	2-0	4-0	2022	2-0	0-2	2-2
2005	1-2	2-1	3-3	2014	0-2	2-0	2-2				

SERIES RECORDS

Longest Winning Streak, Mets6, 5/27/13-5/13/14
 Longest Winning Streak, Yankees 7, 6/30/02-6/29/03
 Largest Margin of Victory, Mets10, 6/9/00 (Mets-12, Yankees-2 at Yankee Stadium)
 Largest Margin of Victory, Yankees 15, 6/14/09 (Yankees-15, Mets-0 at Yankee Stadium)
 Most Runs Scored, Mets15, 6/27/08 (G1) (Mets-15, Yankees-6 at Yankee Stadium)
 Most Runs Scored, Yankees 16, 7/2/06 (Yankees-16, Mets-7 at Yankee Stadium)
 Most Runs Scored, Both Teams23, 7/2/06 (Yankees-16, Mets-7 at Yankee Stadium)
 Longest Game, Innings.....11, two times, last, 5/20/06 (Yankees-5, Mets-4 at Shea Stadium)
 Shutouts By..... Mets: 7, Yankees: 10

SERIES SWEEPS

Last Two-Game Sweep, Mets At Mets: 7/26/22-7/27/22. At Yankees: 5/12/14-5/13/14
 Last Two-Game Sweep, Yankees At Mets: 8/16/17-8/17/17. At Yankees: 8/22/22-8/23/22
 Last Three-Game Sweep, Mets At Mets: 7/2/04-7/4/04. At Yankees: None
 Last Three-Game Sweep, Yankees At Mets: 6/26/09-6/28/09. At Yankees: 6/8/12-6/10/12
 Last Four Game Sweep, Yankees At Mets: None. At Yankees: 6/27/03-6/29/03

(Home and Away Doubleheader Included)

THE 108 CLUB

The 1986 Mets are one of only 13 teams in modern (post-1900) baseball history to win as many as 108 games in a season. Here's a listing of the 108 club:

116-36	Cubs, 1906	109-53	Yankees, 1961
116-46	Mariners, 2001	109-53	Orioles, 1969
114-48	Yankees, 1998	108-54	Red Sox, 2018
111-51	Dodgers, 2022	108-54	METS, 1986
111-43	Indians, 1954	108-54	Orioles, 1970
110-42	Pirates, 1909	108-54	Reds, 1975
110-44	Yankees, 1927		

METS WHO PLAYED FOR THE YANKEES (152)

Player	Mets	Yankees	Player	Mets	Yankees
David Aardsma	2013	2012	Phil Linz	1967-1968	1962-1965
Bobby Abreu	2014	2007-2008	Graeme Lloyd	2003	1996-1998
Juan Acevedo	1997	2003	Phil Lombardi	1989	1986-1987
Jack Aker	1974	1969-1972	Terrance Long	1999	2006
Neil Allen	1979-1983	1985, 1987-1988	Bob MacDonald	1996	1995
Sandy Alomar Sr.	1967	1974-1976	Elliott Maddox	1978-1980	1974-1976
Jason Anderson	2003	2003, 2005	Josias Manzanillo	1993-1995, 1999	1995
Tucker Ashford	1983	1981	Cameron Maybin	2021	2019
Luis Avilañ	2019	2020	Lee Mazzilli	1976-1981, 1986-1989	1982
Luis Ayala	2008	2011	Billy McKinney	2021	2018
Anthony Banda	2021	2022	Doc Medich	1977	1972-1975
Jacob Barnes	2021	2022	Doug Mientkiewicz	2005	2007
Dellin Betances	2020	2011-2019	Gustavo Molina	2008	2011
Carlos Beltrán	2005-2011	2014-2016	Dale Murray	1978-1979	1983-1985
Armando Benitez	1999-2003	2003	Xavier Nady	2006	2008
Yogi Berra	1965	1946-1963	C.J. Nitkowski	2001	2004
Angel Berroa	2009	2009	Eduardo Núñez	2020	2010-2013
Daryl Boston	1990-1992	1994	Darren O'Day	2009	2021
Darren Bragg	2001	2001	Bob Ojeda	1986-1990	1994
Jay Bruce	2016-2018	2021	John Olerud	1997-1999	2004
Tim Burke	1991-1992	1992	Jesse Orosco	1979, 1981-1987	2003
Ray Burris	1979-1980	1979	Adam Ottavino	2022-	2019-2020
Miguel Cairo	2005	2004, 2007	John Pacella	1977-1980	1982
John Candelaria	1987	1988-1989	Juan Padilla	2005-2008	2004
Robinson Canó	2019-2022	2005-2013	Chan Ho Park	2007	2010
Chris Capuano	2011	2014-2015	Andy Phillips	2008	2004-2007
Buddy Carlyle	2014-2015	2011	Lenny Randle	1977-1978	1979
Duke Carmel	1963	1965	Willie Randolph	1992	1976-1988
Alberto Castillo	1995-1998	2002	Jeff Reardon	1979-1981	1994
Miguel Castro	2020-2021	2022	Tim Redding	2009	2005
Rick Cerone	1991	1980-1984, 1987, 1990	Hal Reniff	1967	1961-1967
Tony Clark	2003	2004	Royce Ring	2005-2006	2010
Tyler Clippard	2015	2007	Kenny Rogers	1999	1996-1997
Bartolo Colón	2014-2016	2011	Joely Rodríguez	2022	2021
David Cone	1987-1992, 2003	1995-2000	Rey Sanchez	2003	1997, 2005
Billy Cowan	1965	1969	Rafael Santana	1984-1987	1988-1989
Ike Davis	2010-2014	2016	Don Schulze	1987	1989
Wilson Delgado	2004	2000	Gary Sheffield	2009	2004-2005
Octavio Dotel	1999	2006	Bill Short	1968	1960
Brandon Drury	2021	2018	Chasen Shreve	2020, 2022	2015-2018
Dock Ellis	1979	1976-77	Charley Smith	1964-1965	1967-1968
Kevin Elster	1986-1992	1994-95	Shane Spencer	2004	1998-2002
Scott Erickson	2004	2006	Roy Staiger	1975-1977	1979
Alvaro Espinoza	1996	1988-91	Mike Stanton	2003-2004	1997-2002, 2005
Kyle Farnsworth	2014	2006-2007	Kelly Stinnett	1994-1995, 2006	2006
Tony Fernandez	1993	1995	Darryl Strawberry	1983-1990	1995-1999
Tim Foli	1970-1971, 1978-1979	1984	Tom Sturdivant	1964	1955-1959
Todd Frazier	2018-2020	2017	Bill Sudakis	1972	1974
Bob Friend	1966	1966	Anthony Swarzak	2018	2016
Karim Garcia	2004	2002-2003	Ron Swoboda	1965-1970	1971-1973
Rob Gardner	1965-1966	1970-1972	Frank Tanana	1993	1993
Paul Gibson	1992-1993	1993-1994, 1996	Tony Tarasco	2002	1999
Jesse Gonder	1963-1965	1960-1961	Stephen Tarpley	2021	2018-2019
Dwight Gooden	1984-1994	1996-1997, 2000	Walt Terrell	1982-1984	1989
Curtis Granderson	2014-2017	2010-2013	Ralph Terry	1966-1967	1956-1957, 1959-1964
Lee Guetterman	1992	1989-1992	Ryan Thompson	1992-1995	2000
Greg A. Harris	1981	1994	Marv Throneberry	1962-1963	1955-1959
LaTroy Hawkins	2013	2008	Dick Tidrow	1984	1974-1979
Adeiny Hechavarría	2019	2018	Mike Torrez	1983-1984	1977
Rickey Henderson	1999-2000	1985-1989	Bubba Trammell	2000	2003
Sean Henn	2013	2005-2007	Raul Valdes	2010	2011
Felix Heredia	2005	2003-2004	Robin Ventura	1999-2001	2002-2003
Orlando Hernandez	2006-2008	1998-2004	José Vizcaino	1994-1996	2000
Rich Hill	2021	2014	Neil Walker	2016-2017	2018
Keith Hughes	1990	1987	Claudell Washington	1980	1986-1988, 1990
Ryota Igarashi	2010-2011	2012	Allen Watson	1999	1999-2000
Stan Jefferson	1986	1989	David Weathers	2002-2004	1996-1997
Kelly Johnson	2015	2014	Wally Whitehurst	1989-1992	1996
Lance Johnson	1996-1997	2000	Gerald Williams	2004-2005	1992-1996, 2001-2002
Dave Kingman	1975-1977	1977, 1981-1983	Mason Williams	2021	2015-2017
Brandon Knight	2008	2001-2002	Justin Wilson	2019-2020	2015, 2021
Aaron Laffey	2013	2011	Gene Woodling	1962	1949-1954
Matt Lawton	2001	2005	Chris Young	2014	2014
Tim Leary	1981, 1983-1984	1990-1992	Eric Young Jr.	2013-2015	2016
Ricky Ledee	2006-2007	1998-2000	Todd Zeile	2000-2001, 2004	2003
Al Leiter	1998-2004	1987-1989, 2005			
Cory Lidle	1997	2006			

METS & YANKEES

METS & YANKEES TRADES

November, 1964	Duke Carmel (OF) drafted by Yankees off Buffalo (AAA) roster.
June 15, 1966	Mets purchase Bob Friend (P) from the Yankees.
June 29, 1967	Mets purchase Hal Reniff (P) from the Yankees.
December 9, 1977	Mets trade Roy Staiger (IF) to Tacoma (AAA) for Sergio Ferrer (IF).
August 20, 1979	Mets purchase Ray Burris (P) from Yankees.
April 1, 1980	Mets trade Marshall Brandt (IF) for cash considerations.
April 18, 1983	Mets trade Steve Ray (P) and a PTBNL (Felix Perdomo, [IF]) to Columbus (AAA) for Tucker Ashford (IF).
December 11, 1987	Mets trade Rafael Santana (IF) and Victor Garcia (P) in exchange for Phil Lombardi (C), Darren Reed (OF) and Steve Frey (P).
July 10, 1989	Mets trade Marcus Lawton (OF) for Scott Nielson (RHP).
June 9, 1992	Mets trade Tim Burke (P) and cash for Lee Guetterman (P).
December 7, 1992	Mets select Mike Draper (P) from Columbus (AAA) in the Rule V Draft.
September 17, 1993	Mets trade Frank Tanana (P) for Kenny Greer (P).
December 7, 2001	Mets trade Robin Ventura (IF) for David Justice (OF).
July 16, 2003	Mets trade Armando Benitez (P) for Jason Anderson (P), Anderson Garcia (P) and Ryan Bicondoa (P).
December 3, 2004	Mets trade Mike Stanton (LHP) for Felix Heredia (LHP).
December 19, 2014	Mets trade Gonzalez Germen (RHP) for cash considerations.
April 10, 2018	Mets trade minor leaguer LJ Mazzilli (INF) for minor leaguer Kendall Coleman (OF).
April 4, 2022	Mets trade Miguel Castro (RHP) for Joely Rodriguez (LHP).

METS VS. YANKEES

Overall.....	108-146-2
World Series	1-4
Regular Season.....	60-78
Spring Training.....	36-50-1
Summer Camp.....	0-2
Mayor's Trophy.....	8-10-1
Mayor's Challenge	2-2
Big Apple Series.....	1-2

DOUBLEHEADER NOTES

The Mets and Yankees have played eight doubleheaders in total and have previously met in a day-night, home-road doubleheader three times. The first historic doubleheader took place on July 8, 2000. Both New York teams played a regularly scheduled day game at Shea Stadium and then played a night game at Yankee Stadium which was a rescheduled contest from a rainout on June 11. The Yankees won both games by the same 4-2 score. According to *Elias*, it was the first day-night doubleheader taking place in different venues since September 7, 1903. On that day, the New York Giants played two games against the Brooklyn Superbas (later known as the Dodgers). The first game was played in the morning at Brooklyn's Washington Park with John McGraw's Giants winning, 6-4. Brooklyn won the second game at the Polo Grounds, 3-0. The other day-night, Shea-Yankee Stadium doubleheaders were on June 28, 2003 and June 27, 2008. In 2003, the day game took place at Yankee Stadium with the Yankees winning, 7-1. The night cap was at Shea and the Yankees prevailed, 9-8. In 2008, the final year of both Shea Stadium and Yankee Stadium, the Mets and Yankees played a day-night, cross-borough doubleheader. The Mets won the day game at Yankee Stadium, 15-6, and the Yankees took the night cap, 9-0, at Shea. The Mets played a doubleheader at Yankee Stadium on July 4, 2021. The Mets won the first game, 10-5, and lost the second game, 4-2. The Mets and Yankees played two doubleheaders in 2020 (August 28 and August 30) both at Yankee Stadium. Due to game postponements, the Mets were the home team in the second game of each doubleheader. On August 28, in the second game, Amed Rosario hit a pinch-hit, two-run walk-off homer to win the game, 4-3. The last walk-off win in an opponent's ballpark was by the Phillies on May 21, 1906 against the Cardinals at Robison Field, with the Phillies winning 1-0. The last walk-off home run by a visiting player was Ed McKean for St. Louis at the Cleveland Spiders on May 12, 1899 (*Elias Sports*). There have been five doubleheaders with both games at Yankee Stadium. The three other doubleheaders were split stadium doubleheaders.

OAKLAND ATHLETICS (AL WEST)

2022 RECORD: 60-102 (5th Place, AL West)

2023 MANAGER: Mark Kotsay



2022

OVERALL 2-1
 AT OAKLAND..... 2-1
 AT NEW YORK 0-0

OVERALL

OVERALL 12-7
 AT OAKLAND..... 4-4
 AT NEW YORK 8-3

POSTSEASON

OVERALL 3-4



STADIUM:

Oakland Coliseum
 (35,067)

YEAR OPENED:

1968

ADDRESS:

7000 Coliseum Way
 Oakland, CA 94621

PHONE:

(510) 638-4900

ALL-TIME SERIES RESULTS VS. OAKLAND

Year	Home	Road	Total	Year	Home	Road	Total	Year	Home	Road	Total
2005	0-0	1-2	1-2	2011	2-1	0-0	2-1	2017	2-1	0-0	2-1
2007	3-0	0-0	3-0	2014	1-1	1-1	2-2	2022	0-0	2-1	2-1

SERIES RECORDS

Longest Winning Streak, Mets

4 games, 6/16/05-6/24/07

Longest Winning Streak, A's

2 games, 2x, last, 6/25/14-8/19/14

Longest Game, Innings

13 innings, 6/22/11 (3-2 at New York)

Most Runs Scored, Mets

13, 9/25/22 (13-4 at Oakland)

Most Runs Scored, A's

10, 9/24/22 (4-10 at Oakland)

Most Runs Scored, Both Teams

17, 9/25/22 (13-4 at Oakland)

LAST SERIES SWEEP

3-Game Sweep, Mets

at New York: 6/22/07-6/24/07

at Oakland:..... None

SEATTLE MARINERS (AL WEST)

2021 RECORD: 90-72 (2nd Place, AL West) | 2nd Wild Card

2023 MANAGER: Scott Servais



2022

OVERALL 1-2
 AT SEATTLE..... 0-0
 AT NEW YORK 1-2

OVERALL

OVERALL 6-12
 AT SEATTLE..... 3-6
 AT NEW YORK 3-6



STADIUM:

T-Mobile Park (47,476)

YEAR OPENED:

1999

ADDRESS:

1250 First Ave. South
 Seattle, WA 98134

PHONE:

(206) 346-4000

ALL-TIME SERIES RESULTS VS. SEATTLE

Year	Home	Road	Total	Year	Home	Road	Total	Year	Home	Road	Total
2003	1-2	0-0	1-2	2008	1-2	0-0	1-2	2017	0-0	1-2	1-2
2005	0-0	0-3	0-3	2014	0-0	2-1	2-1	2022	1-2	0-0	1-2

SERIES RECORDS

Longest Winning Streak, Mets

3 games, 7/22/14-7/28/17

Longest Winning Streak, Mariners

7 games, 6/8/03-6/24/08

Longest Game, Innings

9 innings, 15x, last, 7/30/17 (1-9 at Seattle)

Most Runs Scored, Mets

8, 6/25/08 (8-2 at New York)

Most Runs Scored, Mariners

13, 6/8/03 (G2) (1-13 at New York)

Most Runs Scored, Both Teams

16, 6/19/05 (5-11 at Seattle)

LAST SERIES SWEEP

3-Game Sweep, Mariners

at New York: None

at Seattle:..... 6/17/05-6/19/05

TAMPA BAY RAYS (AL EAST)

2022 RECORD: 86-76 (3rd Place, AL East) | 3rd Wild Card

2023 MANAGER: Kevin Cash



2022

OVERALL 0-0
 AT TAMPA BAY 0-0
 AT NEW YORK 0-0

OVERALL

OVERALL 14-16
 AT TAMPA BAY 7-8
 AT NEW YORK 7-8



STADIUM:
 Tropicana Field (31,042)

YEAR OPENED:
 1998

ADDRESS:
 1 Tropicana Dr.
 St. Petersburg, FL 33705

PHONE:
 (727) 825-3137

ALL-TIME SERIES RESULTS VS. TAMPA BAY

Year	Home	Road	Total	Year	Home	Road	Total	Year	Home	Road	Total
1998	2-1	0-0	2-1	2009	1-2	0-0	1-2	2020	1-2	0-0	1-2
1999	0-0	2-1	2-1	2012	0-0	3-0	3-0	2021	0-0	0-3	0-3
2000	2-1	0-0	2-1	2015	0-0	1-2	1-2				
2001	0-0	1-2	1-2	2018	1-2	0-0	1-2				

SERIES RECORDS

Longest Winning Streak, Mets

4 games, 6/12/12-8/7/15

Longest Winning Streak, Rays

4 games, 9/23/20-present

Longest Game, Innings

11 innings, 6/9/98 (4-5 at New York)

Most Runs Scored, Mets

11, 6/12/12 (11-2 at Tampa Bay)

Most Runs Scored, Rays

15, 6/4/00 (5-15 at New York)

Most Runs Scored, Both Teams

20, 6/4/00 (5-15 at New York)

LAST SERIES SWEEP

3-Game Sweep, Mets

at New York:None

at Tampa Bay: 6/12/12-6/14/12

3-Game Sweep, Rays

at Tampa Bay:5/14/21-5/16/21

TEXAS RANGERS (AL WEST)

2022 RECORD: 60-102 (5th Place, AL West)

2023 MANAGER: Bruce Bochy



2022

OVERALL 2-1
 AT TEXAS 0-0
 AT NEW YORK 2-1

OVERALL

OVERALL 12-7
 AT TEXAS 5-3
 AT NEW YORK 7-4



STADIUM:
 Globe Life Field (40,000)

YEAR OPENED:
 2020

ADDRESS:
 1000 Ballpark Way
 Arlington, TX 76011

PHONE:
 (817) 273-5222

ALL-TIME SERIES RESULTS VS. TEXAS

Year	Home	Road	Total	Year	Home	Road	Total	Year	Home	Road	Total
2003	0-0	2-1	2-1	2011	0-0	2-1	2-1	2017	1-1	1-1	2-2
2008	2-1	0-0	2-1	2014	2-1	0-0	2-1	2022	2-1	0-0	2-1

SERIES RECORDS

Longest Winning Streak, Mets

3 games, 2x, last, 6/25/11-7/4/14

Longest Winning Streak, Rangers

1 game, 7x, last, 7/2/22

Longest Game, Innings

9 innings, 19x, last, 7/3/22 (4-1 vs. Texas)

Most Runs Scored, Mets

14, 6/25/11 (14-5 at Texas)

Most Runs Scored, Rangers

10, 6/6/17 (8-10 at Texas)

Most Runs Scored, Both Teams

19, 6/25/11 (14-5 at Texas)

LAST SERIES SWEEP

None



2022

OVERALL **0-0**
 AT TORONTO **0-0**
 AT NEW YORK **0-0**

OVERALL

OVERALL **22-13**
 AT TORONTO **7-9**
 AT NEW YORK **14-2**
 AT BUFFALO **1-2**



STADIUM:
 Rogers Centre (49,282)

YEAR OPENED:
 1989

ADDRESS:
 1 Blue Jays Way
 Toronto, ON M5V 1J1

PHONE:
 (416) 341-1000

ALL-TIME SERIES RESULTS VS. TORONTO

Year	Home	Road	Total	Year	Home	Road	Total	Year	Home	Road	Total
1997	3-0	0-0	3-0	2001	3-0	0-0	3-0	2018	1-1	1-1	2-2
1998	0-0	1-2	1-2	2006	0-0	2-1	2-1	2020	0-0	1-2	1-2
1999	3-0	0-0	3-0	2012	0-0	1-2	1-2	2021	2-1	0-0	2-1
2000	0-0	2-1	2-1	2015	2-0	0-2	2-2				

SERIES RECORDS

Longest Winning Streak, Mets 6, 7/17/00-6/23/06
 Longest Winning Streak, Blue Jays 2, five times, last, 9/12/20-9/13/20
 Largest Margin of Victory, Mets 17, 9/11/20 (Mets-18, Blue Jays-1 at Toronto in Buffalo)
 Largest Margin of Victory, Blue Jays 11, 5/16/18 (Blue Jays-12, Mets-1 at New York)
 Most Runs Scored, Mets 18, 9/11/20 (Mets-18, Blue Jays-1 at Toronto in Buffalo)
 Most Runs Scored, Blue Jays 15, 7/1/98 (Blue Jays-15, Mets-10 at Toronto)
 Most Runs Scored, Both Teams 25, 7/1/98 (Blue Jays-15, Mets-10 at Toronto)
 Longest Game, Innings 14 innings, 6/9/99 (Mets-4, Blue Jays-3 at New York)
 Shutouts By Mets: 4, Blue Jays: 2

SERIES SWEEPS

Last Two-Game Sweep, Mets At New York: 6/15/15-6/16/15. At Toronto: None
 Last Two-Game Sweep, Blue Jays At New York: None. At Toronto: 6/17/15-6/18/15
 Last Three-Game Sweep, Mets At New York: 7/15/01-7/17/01. At Toronto: None

BIG INNINGS

The biggest inning in Mets history took place on April 29, 2016 when the Mets scored 12 runs in the third inning vs. San Francisco at Citi Field.

12-Run Inning

April 29, 2016 vs. San Francisco (3rd Inning)

Yoenis Céspedes set a franchise record with six RBI in one inning. He had a two-run single in his first at-bat in the inning and later added a grand slam off Mike Broadway. New York had eight hits in the frame and drew four walks. Michael Conforto had two hits and two RBI in the inning and Asdrúbal Cabrera added a two-run double.

11-Run Inning

July 16, 2006 at Chicago-NL (6th Inning)

The inning started with Chris Woodward flying out to center. The next three batters reached before Cliff Floyd hit the team's first grand slam of the inning, giving New York a 6-5 lead. Six batters later, Carlos Beltrán connected on New York's second slam of the inning. The frame featured eight hits and two Chicago errors. The Mets sent a club-record 16 batters to the plate.

WHEN WAS THE LAST TIME?

No-Hitter, Individual

Johan Santana, June 1, 2012 vs. St. Louis (Won, 8-0)

No-Hitter, Team

Taylor Megill (5.0 IP), Drew Smith (1.1 IP), Joely Rodríguez (1.0 IP), Seth Lugo (0.2 IP), Edwin Díaz (1.0 IP), April 29, 2022 vs. Philadelphia (Won, 3-0)

One-Hitter (Complete Game)

Jacob deGrom, July 17, 2016 at Philadelphia (Won, 5-0)

One-Hitter (Combined)

Marcus Stroman (8.0), Jeurys Familia (1.0), July 21, 2021 at Cincinnati (Won, 7-0)

Opponent No-Hitter

Max Scherzer, October 3, 2015 vs. Washington (G2) (Lost, 2-0)

Opponent One-Hitter (Complete Game)

Julio Teheran, June 19, 2016 vs. Atlanta (Lost, 6-0)

Opponent One-Hitter (Combined)

Pablo Lopez (7.0), Tayron Guerrero (1.0), Adam Conley (1.0), May 18, 2019 at Miami (Lost, 0-2)

Back-to-Back Shutouts (Individual)

Johan Santana, May 26, 2012 vs. San Diego (9-0) & June 1, 2012 vs. St. Louis (8-0)

Back-To-Back Shutouts (Team)

August 13, 2022 vs. Philadelphia (Won, 1-0)
August 14, 2022 vs. Philadelphia (Won, 6-0)

Mets Were Shut out in Back-to-Back Games

June 21, 2021 at Atlanta (Lost, 1-0) &
June 22, 2021 at Atlanta (Lost, 3-0)

Inside-The-Park Home Run

Brandon Nimmo, June 18, 2018 at Colorado (off Tyler Anderson)

Opponent Inside-The-Park Home Run

Andrew Stevenson, September 26, 2020 at Washington (off Jacob deGrom)

Met Pitcher to Give Up Back-to-Back Home Runs

Jacob deGrom, September 30, 2022 at Atlanta, 2nd inning (Austin Riley and Matt Olson)

Met Pitcher To Give Up Three Consecutive Home Runs

Seth Lugo, September 17, 2020 at Philadelphia (Bryce Harper, Alec Bohm and Didi Gregorius)

Three Home Runs In A Game

Francisco Lindor, September 12, 2021 vs. Yankees (Won, 7-6)

Opponent Three Home Runs In A Game

Joc Pederson, May 24, 2022 at San Francisco (Lost, 13-12)

Four Home Runs - Team

October 4, 2022 - G2 vs. Washington (Won, 8-0)
Brandon Nimmo, Francisco Lindor, Jeff McNeil, Francisco Álvarez

Five Home Runs - Team

May 29, 2021 vs. Atlanta (Won, 13-2)
James McCann, Jonathan Villar, Brandon Drury, Billy McKinney, Francisco Lindor

Six Home Runs - Team

June 9, 2021 at Baltimore (Won, 14-1)
Billy McKinney-2, Kevin Pillar-2, Pete Alonso, Mason Williams

Seven Home Runs - Team

July 19, 2021 at Cincinnati (Won, 15-11, 11 innings)
Michael Conforto-2, Pete Alonso, Jeff McNeil, Dominic Smith, James McCann, Kevin Pillar

Eight Home Runs - Team

August 24, 2015 at Philadelphia (Won, 16-7)
Wilmer Flores-2, David Wright, Juan Lagares, Travis d'Arnaud, Michael Cuddyer, Daniel Murphy, Yoenis Céspedes

Back-to-Back Home Runs

October 4, 2022 vs. Washington-G2 (Won, 8-0)
First inning-Brandon Nimmo, Francisco Lindor and Jeff McNeil

Back-to-Back-to-Back Home Runs

October 4, 2022 vs. Washington-G2 (Won, 8-0)
First inning-Brandon Nimmo, Francisco Lindor and Jeff McNeil

Three Home Runs In An Inning

October 4, 2022 vs. Washington-G2 (Won, 8-0)
First inning-Brandon Nimmo, Francisco Lindor and Jeff McNeil

Grand Slam

Eduardo Escobar, September 23, 2022 at Oakland, fifth inning (Won, 9-2)

Opponent Grand Slam

Mike Brosseau, September 21, 2022 at Milwaukee off Drew Smith (Lost, 6-0)

Pinch-Hit Home Run

J.D. Davis, July 30, 2022 at Miami, off Richard Bleier (Won, 4-0)

Pinch-Hit Grand Slam

Kelly Johnson, August 27, 2016 vs. Philadelphia, off Michael Mariot

Home Run Each Side Of The Plate

Francisco Lindor, April 15, 2022 vs. Arizona

Walk-Off Home Run

Pete Alonso, May 19, 2022 vs. St. Louis off Giovanni Gallegos (Won, 7-6 in 10 innings)

Walk-Off Home Run (Opponent)

Nick Fortes, June 26, 2022 at Miami off Adam Ottavino (Lost, 3-2)

Walk-Off Grand Slam

José Bautista, July 6, 2018 vs. Tampa Bay off Chaz Roe (Won, 5-1)

Walk-Off Grand Slam (Opponent)

Jacob Stallings, July 17, 2021 at Pittsburgh off Edwin Díaz (Lost, 9-7)

Home Run to Lead Off a Game

Brandon Nimmo, October 4, 2022 (G2) vs. Washington off Paolo Espino

Hit For Cycle

Eduardo Escobar, June 6, 2022 at San Diego

Three Hits - Mets Pitcher

Steven Matz, June 28, 2015 vs. Cincinnati

Four RBI - Mets Pitcher

Noah Syndergaard, May 11, 2016 at Los Angeles-NL

Home Run - Mets Pitcher

Jacob deGrom, August 23, 2019 vs. Atlanta off Mike Foltyniewicz

Grand Slam - Mets Pitcher

Jack Hamilton, May 20, 1967 vs. St. Louis off Al Jackson

Grand Slam - Opponents Pitcher

Jason Marquis, September 22, 2008 vs. Chicago-NL off Jonathon Niese

Two Home Runs in a Game- Mets Pitcher

Noah Syndergaard, May 11, 2016 at Los Angeles-NL

Home Run by a Mets Pitcher Back-To-Back Games

Steven Matz, September 13, 2018 vs. Miami & September 18, 2018 at Philadelphia

Stolen Base by a Mets Pitcher

Marcus Stroman, September 28, 2021 vs. Miami (G1), second base

Mets Pitcher, Pinch-Hit Plate Appearance

Steven Matz, August 23, 2019 vs. Atlanta (Groundout)

Steal of Home by a Mets Player

Kevin Pillar, April 6, 2021 at Philadelphia

Opponent Steal of Home

Jon Berti, August 26, 2020 (G2) vs. Miami

Mets Turn Triple Play

August 24, 2014 at Los Angeles-NL, sixth inning (Eric Campbell, Daniel Murphy, Lucas Duda, Travis d'Arnaud) Batter: Matt Kemp

Opponent Turns a Triple Play

June 10, 2010 vs. San Diego (G2) (Chase Headley, Lance Zawadzki, Adrian Gonzalez) Batter: Ruben Tejada

Six-Run Inning

September 30, 2021 vs. Miami, 8th inning (Won, 12-3)

Seven-Run Inning

October 4, 2022 (G2) vs. Washington, 1st inning (Won, 8-0)

Eight-Run Inning

September 10, 2022 at Miami, 4th inning (Won, 11-3)

Nine-Run Inning

August 15, 2018 at Baltimore, 6th inning (Won, 16-5)

10-Run Inning

July 9, 2021 vs. Pittsburgh, 6th inning (Won, 13-4)

11-Run Inning

July 16, 2006 at Chicago-NL, 6th inning (Won, 13-7)

12-Run Inning

April 29, 2016 vs. San Francisco, 3rd inning (Won, 13-1)

Opponent Six-Run Inning

September 14, 2022 vs. Chicago-NL, 1st inning (Lost, 6-3)

Opponent Seven-Run Inning

June 15, 2022 vs. Milwaukee, 5th inning (Lost, 10-2)

Opponent Eight-Run Inning

August 15, 2022 vs. Atlanta, 6th inning (Lost, 13-1)

Opponent Nine-Run Inning

May 2, 2010 at Philadelphia, 4th inning (Lost, 11-5)

Opponent 10-Run Inning

April 16, 2019 at Philadelphia, 1st inning (Lost, 14-3)

Opponent 11-Run Inning

April 27, 2012 at Colorado, 5th inning (Lost, 18-9)

40TH ANNIVERSARY TEAM

In 2002, the Mets celebrated their 40th Anniversary by naming the All-Amazin' Team. This legendary group of Mets was voted on by the fans. The team was introduced on August 17, 2002. Below is the roster for the All-Amazin' Team:

Keith Hernandez.....	1B	Tom Seaver.....	RHP
Edgardo Alfonzo.....	2B	Jerry Koosman.....	LHP
Buddy Harrelson.....	SS	Roger McDowell.....	RHP
Howard Johnson.....	3B	John Franco.....	LHP
Mike Piazza.....	C	Ed Kranepool.....	PH
Lenny Dykstra.....	OF	Rusty Staub.....	PH
Darryl Strawberry.....	OF	Gil Hodges.....	Manager
Mookie Wilson.....	OF		

LAST TIME A METS PITCHER...

HOME RUNS

Allowed Four Home Runs

5/25/22, Thomas Szapucki at San Francisco

Allowed Five Home Runs

5/4/63, Roger Craig vs. San Francisco

RUNS

Allowed Eight Runs

8/5/22, Taijuan Walker

Braves 9, Mets 6 at New York

Allowed Nine Runs

5/25/22, Thomas Szapucki

Giants 13, Mets 12 at San Francisco

Allowed 10 Runs

7/27/21, Jerad Eickhoff

Braves 12, Mets 7 at New York

Allowed 11 Runs (Franchise Record)

8/26/62, Craig Anderson

Dodgers 16, Mets 5 at New York

6/3/67 (G1), Jack Fisher

Giants 11, Mets 2 at San Francisco

8/15/06, Orlando Hernandez

Phillies 11, Mets 4 at Philadelphia

HITS

Allowed 12 Hits

8/13/19, Zack Wheeler

Braves 5, Mets 3 at Atlanta

Allowed 13 Hits

8/18/16, Jacob deGrom

Giants 10, Mets 7 at San Francisco

Allowed 14 Hits

7/24/96, Jason Isringhausen,

Rockies 7, Mets 6 at Colorado

Allowed 15 Hits

5/25/76, Tom Seaver,

Phillies 8, Mets 4 at Philadelphia

SHORTEST START FOR CURRENT METS PITCHERS

Carlos Carrasco, 0.0 IP, 2x, last, 9/17/16, CLE vs. DET

Joey Lucchesi, 1.2 IP, 2x, last, 8/1/20, SD at COL

Tylor Megill, 1.1 IP, 5/11/22 at Washington

David Peterson, 0.1 IP, 2x, last, 9/14/22 vs.

Chicago-NL

José Quintana, 1.0 IP, 9/2/13, Chicago-AL at

NYY

Max Scherzer, 0.1 IP, 6/11/21, LAD vs. SF

Justin Verlander, 1.0 IP, 8/11/13, DET at PIT

LONG RELIEF

5+ Inning Relief Appearances by Mets Since 1990

10/3/21, Trevor Williams, 5.0

Braves 5, Mets 0 at Atlanta

9/7/20, Erasmo Ramírez, 5.0

Phillies 9, Mets 8 at New York

4/16/19, Drew Gagnon, 5.1

Phillies 14, Mets 3 at Philadelphia

5/19/12, Jeremy Hefner, 5.0

Blue Jays 2, Mets 0 at Toronto

5/20/10, Raul Valdes, 5.0

Mets 10, Nationals 7 at Washington

7/7/06, Darren Oliver, 5.0

Marins 7, Mets 3 at New York

6/28/03 (G1), Pedro Feliciano, 5.0

Yankees 7, Mets 1 at Yankee Stadium

6/14/03, Jeremy Griffiths, 5.0

Angels 13, Mets 3 at Anaheim

6/8/03, Jeremy Griffiths, 5.0

Mariners 13, Mets 1 at New York

4/22/03, Jae Weong Seo, 5.0

Astros 6, Mets 2 at New York

4/9/97, Rick Reed, 5.0

Dodgers 3, Mets 2 at Los Angeles (14)

6/18/94, Doug Linton, 5.1

Mets 11, Marlins 3 at Florida

8/1/92 (G2), Tom Filer, 5.2

Cubs 6, Mets 1 at Chicago

8/1/92 (G1), Pete Schourek, 5.0

Mets 3, Cubs 0 at Chicago

6/25/92, Paul Gibson, 5.0

Cubs 9, Mets 2 at Chicago

6/28/91, Pete Schourek, 5.0

Phillies 6, Mets 2 at Philadelphia

Last 6+ Inning Relief Appearance

10/5/22, Trevor Williams, 6.0

Mets 9, Washington 2 at New York

Last 7+ Inning Relief Appearance

6/8/13, Shaun Marcum, 8.0

Marlins 2, Mets 1 at New York (20)

ALL-TIME PINCH-HIT HOME RUNS

1962 (9)	Bouchee-2, Coleman-2, Throneberry-2 Hickman, Mantilla, Woodling	1995 (5)	C. Jones-3, Hundley, Orsulak
1963 (2)	Hicks, Thomas	1996 (3)	Roberson, Petagine, Baerga
1964 (2)	Elliot, Thomas	1997 (11)	M. Franco-3, Huskey-2, Ochoa-2, Gilbert, Everett, McRae, Gilkey
1965 (5)	Swoboda-2, Hickman, Lewis, C. Smith	1998 (4)	M. Franco, Hundley, Piazza, Tatum
1966 (9)	Hiller-2, Swoboda-2, Hickman, Kranepool, Murphy, Stephenson, Taylor	1999 (2)	M. Franco, Allensworth
1967 (1)	Buchek	2000 (7)	Agbayani, Piazza, Pratt, Ventura, Johnson, Hamilton, Trammell
1968 (4)	Charles-3, Shamsky	2001 (1)	Perez
1969 (1)	Dyer	2002 (6)	Piazza, Wigginton, Valentin, Johnson, Tarasco, Payton
1970 (4)	Marshall-2, Clendenon, Swoboda	2003 (3)	Clark-2, Cedeno
1971 (1)	Marshall	2004 (6)	Valent-3, Williams, V. Wilson, Zeile
1972 (0)	None	2005 (5)	Anderson, Daubach, Offerman, Woodward, Jacobs
1973 (2)	Boswell-2	2006 (3)	Franco, Marrero, Ledee
1974 (2)	Boswell, Kranepool	2007 (3)	Anderson, Newhan, Easley
1975 (3)	Garrett-2, Grote	2008 (4)	Anderson, Chavez, Easley, Murphy
1976 (4)	Ayala, Baldwin, Boisclair, Mazzilli	2009 (5)	Tatis-2, Sheffield, Santos, Murphy
1977 (4)	Boisclair, Hodges, Kranepool, Torre	2010 (3)	Tatis, Hessman, Carter
1978 (6)	Henderson-3, Kranepool-3	2011 (8)	Hairston-3, Evans, Duda, Martinez, Murphy, Pascucci
1979 (1)	Norman	2012 (10)	Valdespin-5, Hairston-3, Cedeno-2
1980 (4)	Norman-2, Henderson, Moreno	2013 (4)	Brown-2, Valdespin, Satin
1981 (2)	Cabbage, Jorgensen	2014 (3)	Davis, Duda, C. Young
1982 (3)	Jorgensen, Rajsich, Staub	2015 (4)	Lagares, Nieuwenhuis, Johnson, Uribe
1983 (12)	Heep-4, Staub-3, Bradley-2, Foster, Jorgensen, Kingman	2016 (13)	Johnson-4, De Aza-2, Céspedes, Lagares, R. Rivera, Granderson, Cabrera, Flores, Bruce
1984 (2)	Hodges, Staub	2017 (6)	Flores-2, T. Rivera, Granderson, Cabrera, Smith
1985 (4)	Christensen, Hernandez, Johnson, Staub	2018 (7)	Flores-2, Nimmo-2, Mesoraco-2, Cabrera
1986 (2)	Teufel-2	2019 (9)	D. Smith-2, Alonso, J.D. Davis, R. Davis, Altherr, Hechavarria, McNeil, Guillorme
1987 (7)	Magadan-2, Mazzilli-2, Lyons, Teufel, Strawberry	2020 (1)	Rosario
1988 (1)	Johnson	2021 (8)	Drury-3, Pillar, Peraza, Blankenhorn, McCann, Conforto
1989 (5)	Carreon-4, Mazzilli	2022 (1)	Davis
1990 (4)	Teufel-2, Carreon, O'Malley		
1991 (8)	Carreon-3, Sasser-2, Hundley, Jefferies, McReynolds		
1992 (4)	Boston-3, Pecota		
1993 (2)	Walker, McKnight		
1994 (3)	Hundley, Orsulak, McReynolds		

ALL-TIME PINCH-HIT HOME RUN LEADERS

Mark Carreon.....	8	Matt Franco	5
Ed Kranepool	6	Ron Swoboda	5
Rusty Staub	6	Tim Teufel	5
Scott Hairston.....	6	Danny Heep.....	4
Jordany Valdespin	6	Steve Henderson.....	4
Wilmer Flores.....	5	Todd Hundley.....	4
Kelly Johnson.....	5	Lee Mazzilli.....	4

ALL-TIME GRAND SLAMS

1962 (2)	Kanehl, Thomas	1996 (0)	None
1963 (4)	Hickman-2, Harkness, Willey	1997 (6)	Everett-2, Hundley, Alfonso, McRae, Olerud
1964 (2)	Christopher, Hickman	1998 (1)	Piazza
1965 (0)	None	1999 (8)	Ventura-3, Olerud-2, Ordonez, McRae, Hamilton
1966 (2)	Bressoud, B. Taylor*	2000 (8)	Piazza-3, Agbayani*, Payton*, Pratt, Ventura, Zelle
1967 (2)	T. Davis, Hamilton	2001 (1)	Ventura
1968 (1)	Shamsky	2002 (2)	Piazza-2
1969 (2)	C. Jones, Swoboda	2003 (3)	Floyd, Reyes, Burnitz
1970 (2)	D. Marshall, Swoboda	2004 (1)	Floyd
1971 (3)	Agee, Boswell, D. Marshall	2005 (4)	Wright-2, Mientkiewicz, Floyd
1972 (2)	Agee, Staub	2006 (10)	Beltrán-3, Valentín-2, Wright-2, Floyd, Reyes, Delgado
1973 (5)	Milner-2, Staub-2, Grote	2007 (0)	None
1974 (0)	None	2008 (4)	Delgado-2, Beltrán, Church
1975 (2)	Kingman, Staub	2009 (4)	Tatis-2, Santos, Pagan
1976 (3)	Milner-3	2010 (0)	None
1977 (2)	Henderson, Stearns	2011 (3)	Bay-2, Beltrán
1978 (2)	Henderson*, Mazzilli	2012 (4)	Bay, Hairston, Davis, Nickeas
1979 (0)	None	2013 (4)	Cowgill, Buck, Valdespin, Byrd
1980 (1)	Jorgensen	2014 (3)	Davis*, Flores, Teagarden
1981 (2)	Kingman-2	2015 (3)	Flores, Céspedes, Duda
1982 (1)	Hodges	2016 (7)	Céspedes-2, Granderson, Ruggiano, Flores, Johnson, Cabrera
1983 (2)	Foster-2	2017 (4)	Bruce, Céspedes, Granderson, Flores
1984 (1)	Chapman	2018 (8)	Bruce-2, J. Bautista-2, Céspedes, González, Frazier, Plawecki
1985 (6)	Carter-2, Strawberry-2, Foster, Johnson	2019 (6)	Rosario-2, Conforto, Frazier, Lagares, Ramos
1986 (4)	Foster, Teufel*, Carter, Strawberry	2020 (2)	Nido, Smith
1987 (7)	Johnson-2, Teufel, Dykstra, Lyons, Hernandez, Carter	2021 (4)	Lindor-2, Smith, Pillar
1988 (3)	McReynolds-2, Hernandez	2022 (7)	Alonso-2, Davis, Vogelbach, Canha, Lindor, Escobar
1989 (1)	McReynolds		
1990 (5)	McReynolds, Marshall, Johnson, Sasser, Strawberry		
1991 (4)	Boston, Brooks, Johnson, McReynolds		
1992 (3)	Murray-2, Bonilla		
1993 (4)	Gallagher, Hundley, Burnitz, Kent		
1994 (3)	Thompson, Orsulak*, Kent		
1995 (4)	Hundley-2 (1)*, Everett, Brogna		

*PINCH-HIT

ALL-TIME GRAND SLAM LEADERS

Mike Piazza.....	6	David Wright.....	4
Yoenis Céspedes.....	5	Wilmer Flores.....	4
Howard Johnson.....	5	Darryl Strawberry.....	4
Kevin McReynolds.....	5	Todd Hundley.....	4
John Milner.....	5	Gary Carter.....	4
Robin Ventura.....	5	Cliff Floyd.....	4
Carlos Beltran.....	5	George Foster.....	4

BEST/WORST HOMESTAND/ROAD TRIPS

BEST HOMESTANDS (minimum 7 games)

Dates	Opponents	W-L	Pct.
4/13/15-4/23/15	Philadelphia, Atlanta, Miami	10-0	1.000
4/19/10-4/28/10	Chicago-NL, Atlanta, Los Angeles-NL	9-1	.900
9/12/88-9/22/88	Pittsburgh, Chicago-NL, Montreal, Philadelphia	9-1	.900
8/16/69-8/24/69	San Diego, San Francisco, Los Angeles-NL	9-1	.900
8/18/06-8/28/06	Colorado, St. Louis, Philadelphia	8-1	.889
7/25/00-8/2/00	Montreal, St. Louis, Cincinnati	8-1	.889
9/5/69-9/11/69	Philadelphia, Chicago-NL, Montreal	8-1	.889
5/27/69-6/4/69	San Diego, San Francisco, Los Angeles-NL	7-1	.875
8/5/19-8/11/19	Miami, Washington	6-1	.857
5/20/19-5/26/19	Washington, Detroit	6-1	.857
5/19/98-5/24/98	Cincinnati, Milwaukee	6-1	.857
6/19/97-6/25/97	Pittsburgh, Atlanta	6-1	.857
6/9/86-6/15/86	Philadelphia, Pittsburgh	6-1	.857
8/9/85-8/15/85	Chicago-NL, Philadelphia	6-1	.857
6/28/76-7/4/76	St. Louis, Chicago-NL	6-1	.857
8/26/74-9/1/74	Houston, Atlanta	6-1	.857
9/19/73-9/26/73	Pittsburgh, Montreal	6-1	.857

WORST HOMESTANDS (minimum 7 games)

Dates	Opponents	W-L	Pct.
9/18/79-9/23/79	Chicago-NL, Montreal, St. Louis	0-9	.000
5/30/62-6/6/62	Los Angeles-NL, San Francisco	0-7	.000
8/3/65-8/8/65	Pittsburgh, Chicago-NL	0-7	.000
6/8/65-6/13/65	San Francisco, Los Angeles-NL	0-7	.000
8/23/04-9/2/04	San Diego, Los Angeles-NL, Florida	1-10	.091
5/31/18-6/10/18	Chicago-NL, Baltimore, New York-AL	1-8	.111
9/8/11-9/15/11	Atlanta, Chicago-NL, Washington	1-8	.111
8/20/79-8/29/79	Houston, Cincinnati, Atlanta	1-8	.111
6/19/64-6/25/64	Philadelphia, Pittsburgh	1-7	.125
5/28/76-6/3/76	St. Louis, Pittsburgh, Chicago-NL	1-7	.125
4/18/17-4/27/17	Philadelphia, Washington, Atlanta	1-7	.125

BEST ROAD TRIPS (minimum 7 games)

Dates	Opponents	W-L	Pct.
7/1/91-7/7/91	Montreal, Philadelphia	7-0	1.000
7/4/85-7/14/85	Atlanta, Cincinnati, Houston	10-1	.909
6/5/06-6/15/06	Los Angeles-NL, Arizona, Philadelphia	9-1	.900
9/3/01-9/19/01	Philadelphia, Florida, Pittsburgh	9-1	.900
4/24/86-5/4/86	St. Louis, Atlanta, Cincinnati	9-1	.900
8/18/15-8/27/15	Baltimore, Colorado, Philadelphia	8-1	.889
8/18/86-8/27/86	Los Angeles-NL, San Francisco, San Diego	8-1	.889
4/22/88-5/1/88	St. Louis, Atlanta, Cincinnati	7-1	.875
9/24/79-9/30/79	Chicago-NL, St. Louis	7-1	.875
9/6/76-9/14/76	Chicago-NL, St. Louis, Pittsburgh	7-1	.875
8/12/08-8/18/08	Washington, Pittsburgh	6-1	.857
6/4/84-6/10/84	Pittsburgh, Montreal	6-1	.857
9/12/69-9/18/69	Pittsburgh, Chicago, Atlanta	6-1	.857

WORST ROAD TRIPS (minimum 7 games)

Dates	Opponents	W-L	Pct.
8/9/91-8/18/91	Chicago-NL, St. Louis, Pittsburgh	0-10	.000
8/7/82-8/24/82	Cincinnati, Atlanta, Houston	0-9	.000
8/24/77-8/31/77	Cincinnati, Atlanta, Houston	0-7	.000
6/28/63-7/4/63	Pittsburgh, Chicago-NL	0-7	.000
8/29/80-9/9/80	San Francisco, Los Angeles-NL, San Diego, Montreal	1-11	.083
6/30/77-7/7/77	Montreal, Philadelphia	1-8	.111
7/19/63-8/4/63	Philadelphia, San Francisco, Houston, Los Angeles-NL, Milwaukee	2-14	.125
6/17/15-6/25/15	Toronto, Atlanta, Milwaukee	1-7	.125
5/20/77-5/29/77	Cincinnati, Pittsburgh, Philadelphia	1-7	.125
7/15/65-7/21/65	St. Louis, Milwaukee, Pittsburgh	1-7	.125

METS FIELDING RECORDS

TRIPLE PLAYS

The Mets have turned 11 triple plays (all listed below) in team history. New York has hit into 10 triple plays in its history.

May 30, 1962 vs. Los Angeles-NL (G2)

Chacon (ss)-Mantilla (2b)-Hodges (1b)
Batter: Willie Davis

May 31, 1964 vs. San Francisco (G2)

McMillan (ss)-Kranepool (1b)
Batter: Orlando Cepeda

April 15, 1965 vs. Houston

Lewis (rf)-Cannizzaro (c)-McMillan (ss)
Batter: Jimmy Wynn

September 28, 1966 vs. Chicago-NL

Bressoud (3b)-Hiller (2b)-Hickman (1b)
Batter: Joe Amalfitano

August 3, 1982 at Chicago-NL

Bailor (ss)-Backman (2b)-Kingman (1b)
Batter: Larry Bowa

September 29, 1982 vs. Chicago-NL

Giles (2b)-Staub (1b)
Batter: Keith Moreland

June 6, 1989 at Chicago-NL

Magadan (1b)-Elster (ss)
Batter: Vance Law

August 5, 1998 vs. San Francisco

Olerud (1b)-Ordoñez (ss)-Olerud (1b)-Pratt (c)
Batter: J.T. Snow

May 17, 2002 at San Diego

Alfonzo (3b)-Alomar (2b)-Vaughn (1b).
Batter: Wiki Gonzalez

May 19, 2010 at Washington

Pagan (cf)-Blanco (c)-Reyes (ss)-Davis (1b).
Batter: Cristian Guzman

August 24, 2014 at Los Angeles-NL


Campbell (3b)-Murphy (2b)-Duda (1b)-d'Arnaud (c)
Batter: Matt Kemp

FIELDING BESTS

Below is the highest fielding percentage by position for a season, minimum 100 games.

Pos	Player	Year	G	PO	A	E	Pct.
1B	Dave Magadan	1990	113	830	71	2	.998
	Ed Kranepool	1971	108	786	61	2	.998
	Rico Brogna	1995	131	1112	93	3	.998
2B	Ken Boswell	1970	101	204	244	2	.996
SS	Rey Ordoñez	1999	154	220	416	4	.994
3B	Robin Ventura	1999	160	123	320	9	.980
OF	Mark Canha	2022	132	194	3	0	1.000
	Brandon Nimmo	2022	151	304	4	0	1.000
	Kevin Pillar	2021	140	162	5	0	1.000
	Curtis Granderson	2016	140	273	8	0	1.000
	Endy Chavez	2006	120	209	9	0	1.000
C	Mike Piazza	2000	124	862	38	3	.997
	Mike Piazza	2005	101	617	40	2	.997
	Josh Thole	2011	102	657	44	2	.997
P	Tom Glavine	2005	33	12	43	0	1.000

(Pitchers based on most chances accepted)



NATIONAL BASEBALL HALL OF FAME AND MUSEUM

25 Main Street, Cooperstown, New York 13326

Phone: (607) 547-7200

Public Relations: (607) 547-0215

E-mail address: info@baseballhall.org

Website: baseballhall.org

Summer Hours: Memorial Day Weekend - Labor Day Weekend: 9 a.m. to 7 p.m.

Regular Hours: 9 a.m. to 5 p.m.

Holiday Closings: Thanksgiving Day, Christmas Day, and New Year's Day.

DIRECTORY: Jane Forbes Clark (Chairman), Josh Rawitch (President), Shilpa Ketharaju (Vice President Finance and Administration/Chief Financial Officer), Sean Gahagan (Vice President, Retail Merchandising & Licensing), Ken Meifert (Vice President, Sponsorship & Development), Ryan Selzner (Vice President, People and Culture)
PR CONTACTS: Jon Shestakofsky (Vice President, Communications & Education) and Craig Muder (Comm. Director)

HALL OF FAME WEEKEND 2023: July 21-24

Class of 2023: Fred McGriff and Scott Rolen

Awards Presentation: Sat. July 22 **Induction:** Sun. July 23, 1:30 p.m. ET, Clark Sports Center

METS IN THE HALL OF FAME

Nineteen former players, managers and executives with ties to the New York Mets have earned election to the Baseball Hall of Fame, including 2022 electee Gil Hodges. Others include Richie Ashburn, Yogi Berra, Gary Carter, Tom Glavine, Rickey Henderson, Pedro Martinez, Willie Mays, Eddie Murray, Mike Piazza, Nolan Ryan, Duke Snider, Warren Spahn, Casey Stengel, Joe Torre and George Weiss. For a complete list of Mets in the Hall of Fame, visit the "Hall of Famers" team pages at www.baseballhall.org.

NOTABLE METS ARTIFACTS IN COOPERSTOWN

- Spikes worn by Noah Syndergaard on May 2, 2019, when he pitched a shutout against the Reds and hit a home run for the game's only run.
- Batting gloves used by Pete Alonso when he hit his 53rd home run of the season on Sept. 28, 2019, to set a new rookie record.
- Jersey worn by Daniel Murphy during the 2015 Postseason, when he captured the NLCS MVP Award and hit seven home runs in 14 games.
- Jersey worn by Yoanis Cespedes on Aug. 21, 2015, when he became the first player in history to record three home runs, five hits, seven runs batted in and a steal in one game.
- Jersey worn by Curtis Granderson on July 27, 2014 featuring the Hall of Fame's 75th anniversary patch.
- Jersey won by National League Cy Young Award winner R.A. Dickey when he won his 16th game of the season on Aug. 25, 2012.
- Bat used by David Wright for Team USA's walk-off win over Puerto Rico in the second round of the 2009 World Baseball Classic.
- Cap worn by Carlos Beltran of Team Puerto Rico in the 2009 World Baseball Classic.
- Ticket from the final New York Mets opening day at Shea Stadium on April 8, 2008.
- Jersey and ball from Tom Glavine's 300th career victory on Aug. 5, 2007.
- Jersey worn by Pedro Martinez to record his 3,000th strikeout on Sept. 3, 2007.
- Bat used by Julio Franco to hit a home run on April 20, 2006; he became the oldest player to homer in MLB history.
- Bat used by Mike Piazza on May 5, 2004 to set the homer mark for catchers at 352.
- NYPD and FDNY caps worn by Mets players in 2001 to honor the Sept. 11 attacks.
- Jersey with USA patch worn by John Franco on Sept. 17, 2001, first game after 9/11.
- National League Cy Young Award trophies won by Tom Seaver in 1969 and 1975.



Batting gloves worn by Pete Alonso when he hit his 53rd home run of the season on Sept. 28, 2019.

A LOOK AHEAD TO 2024


Ballots for the 2024 Hall of Fame/BBWAA election will be distributed following the 2023 season with results from the voting scheduled to be announced in January 2024. A partial list of first-year candidates for election includes Adrián Beltré, Joe Mauer, Chase Utley and David Wright. Historical information on past BBWAA elections and the election process can be accessed at www.baseballhall.org or by contacting the Hall of Fame Communications department.

CONNECT TO COOPERSTOWN

- For up-to-the-minute news from Cooperstown, visit at www.baseballhall.org. Stay up-to-date on all the activity at the Hall of Fame's official site, on Twitter @baseballhall and through social networking on Facebook, Instagram and YouTube.
- If you would like to receive interesting stories and timely news items direct from the Hall of Fame and get the inside track on the latest happenings in Cooperstown, sign up for *Inside Pitch*. There's no cost to receive our weekly electronic newsletter in your e-mail box at home or work and it's easy to enroll: Just log on to www.baseballhall.org/media/museum-facts.
- If you have an interest in receiving *Around The Horn*, the Hall's monthly media newsletter, please send an e-mail to info@baseballhall.org. Be sure to include your name, name of organization and e-mail address. Or visit www.baseballhall.org/media-info.

RESEARCH ASSISTANCE

The Hall of Fame is pleased to provide assistance in baseball research and members of the media are encouraged to utilize this valuable baseball resource whenever necessary by calling the Public Relations department at (607) 547-0215, or the Library Reference desk at (607) 547-0330.



7	10	0	7
2	4	1	2

AT WASHINGTON FIELD TIME OF GAME 5:42
 WASHINGTON 00-0
 NY METS 00-0

HOW TO ORDER - WASHINGTON, DC
 800-457-8282 800-457-8282
 CASH CREDIT CARD CREDIT CARD CREDIT CARD

POTAWATOMI
HOTELS & CASINO

Quartz
Find your spark

★★★★★

5 OUT OF 5 STARS
MEDICARE'S HIGHEST RATING

FAMILY FINANCE Insure...ly, dream fearlessly uw credit union TUNING



POSTSEASON

1969 LEAGUE CHAMPIONSHIP SERIES

ATLANTA



ATLANTA BRAVES vs. NEW YORK METS METS WON SERIES, 3-0



In the club's first ever trip to the postseason, the Mets swept the best-of-five series vs. Atlanta, three games to none.

In Game 1, trailing, 5-4, in the top of the eighth, New York rallied for five runs and a 9-5 win. Tom Seaver struggled, allowing five runs in 7.0 innings, but earned the victory.


In Game 2, two-run home runs by Tommie Agee, Ken Boswell and Cleon Jones lifted the Mets to an 11-6 win.

In front of 54,195 fans at Shea, New York advanced to the World Series with a 7-4 victory in Game 3. The lead changed hands three times before Wayne Garrett's two-run home run in the bottom of the fifth put the Mets ahead, 5-4. Nolan Ryan hurled 7.0 innings to pick up the win and complete the sweep.

Boswell hit .333 with two home runs and five RBI, while Agee batted .357 with two home runs and four RBI. Hank Aaron cracked a home run in each game and drove in seven runs for the Braves.



A jubilant Mets clubhouse celebrates after the World Series victory.



Nolan Ryan tossed 7.0 innings in Game 3 to help the Mets finish off the sweep.



SERIES STATISTICS



PLAYER	AVG	G	AB	H	2B	3B	HR	RBI
Agee, of	.357	3	14	5	1	0	2	4
Boswell, 2b	.333	3	12	4	0	0	2	5
Garrett, 3b	.385	3	13	5	2	0	1	3
Gaspar, of	.000	3	0	0	0	0	0	0
Gentry, p	.000	1	0	0	0	0	0	0
Grote, c	.167	3	12	2	1	0	0	1
Harrison, ss	.182	3	11	2	1	1	0	3
Jones, of	.429	3	14	6	2	0	1	4
Koosman, p	.000	1	2	0	0	0	0	0
Kranepool, 1b	.250	3	12	3	1	0	0	1
Martin, ph	.500	2	2	1	0	0	0	2
Ryan, p	.500	1	4	2	0	0	0	0
Seaver, p	.000	1	3	0	0	0	0	0
Shamsky, of	.538	3	13	7	0	0	0	1
Weis, 2b	.000	3	1	0	0	0	0	0
TOTALS	.327		113	37	8	1	6	24

PITCHER	W-L	ERA	G	SV	IP	ER	SO
Gentry	0-0	9.00	1	0	2.0	2	1
Koosman	0-0	11.57	1	0	4.2	6	5
McGraw	0-0	0.00	1	1	3.0	0	1
Ryan	1-0	2.57	1	0	7.0	2	7
Seaver	1-0	6.43	1	0	7.0	5	2
Taylor	1-0	0.00	2	1	3.1	0	4
TOTALS	3-0	5.00		2	27.0	15	20

GAME 1
SATURDAY, OCTOBER 4

METS	0	2	0	0	5	0	-	9	10	1
BRAVES	0	1	2	0	1	0	-	5	10	2

WP: Seaver (1-0), LP: Niekro (0-1), SV: Taylor (1)

E-Boswell, Cepeda, Gonzalez. DP-New York-0; Atlanta-2.
2B-Carty, Millan, Gonzalez, H. Aaron, Garrett, Lum.
3B-Harrelson. HR-Gonzalez (1), H. Aaron (1). SB-Cepeda (1),
Jones (1). SF-Boyer.

Time-2:37. Attendance-50,122.

GAME 3
MONDAY, OCTOBER 6

BRAVES	2	0	0	0	0	0	-	4	8	1
METS	0	0	1	2	3	1	0	0	X	0

WP: Ryan (1-0), LP: Jarvis (0-1), SV: None

E-Millan. DP-Atlanta-1; New York-0. 2B-Cepeda, Agee, H.
Aaron, Kranepool, Jones, Grote. HR-H. Aaron (3), Agee (2),
Boswell (2), Cepeda (1), Garrett (1), S-Harrelson.

Time-2:24. Attendance-54,195.

GAME 2
SUNDAY, OCTOBER 5

METS	1	3	2	1	0	2	0	0	-	11	13	1	
BRAVES	0	0	0	0	1	5	0	0	0	-	6	9	3

WP: Taylor (1-0), LP: Reed (0-1), SV: McGraw (1)

E-Harrelson, Cepeda, Boyer, Gonzalez. DP-New York-2;
Atlanta-0. 2B-Harrelson, Garrett, Jones, Cepeda, Carty. HR-
Agee (1), H. Aaron (1), Jones (1), Boswell (1). SB-Garrett (1),
Agee 2(2), Jones (2).

Time-3:10. Attendance-50,270.



The Mets line up for the national anthem prior to their first World Series home game in franchise history.

1969 WORLD SERIES



BALTIMORE ORIOLES vs. NEW YORK METS

METS WON SERIES, 4-1



The New York Mets entered the 1969 World Series as heavy underdogs against Baltimore. After falling in Game 1, the Amazins' rattled off four straight wins to earn their first championship, just eight years after the franchise was born.

In Game 1, Baltimore's leadoff batter Don Buford smacked a home run off Tom Seaver. Mike Cuellar and the Orioles went on to a 4-1 triumph.

In Game 2, Jerry Koosman tossed 6.0 no-hit innings before Paul Blair singled to lead off the seventh. With the game tied, 1-1, in the ninth, Ed Charles, Jerry Grote and Al Weis strung together consecutive two-out singles to give New York a 2-1 lead. Koosman retired the first two batters in the ninth, before walking the next two. Ron Taylor got the final out, retiring Brooks Robinson to even the series at one game apiece.

A raucous Shea crowd of 56,335 watched the Mets shut out Baltimore, 5-0, in Game 3. Tommie Agee hit a leadoff home run off Jim Palmer, the only leadoff home run the Hall of Famer would ever allow, to put the Mets on the board early. In the fourth, the Orioles threatened, with runners at the corners and two outs, when Agee made a running, backhanded catch at the warning track in left-center to rob Elrod Hendricks. In the seventh, Baltimore loaded the bases with two outs and Blair laced a high drive to right-center. Agee, running full tilt, caught the ball sprawling on the warning track. Agee had made two of the greatest World Series catches ever, just three innings apart.

In Game 4, Seaver out-dueled Cuellar in a thrilling 10-inning, 2-1 victory. Donn Clendenon belted a solo home run in the second to give the Mets a 1-0 lead, which would hold up until the ninth. The Orioles put runners at first and third with one out, Brooks Robinson laced a sinking line drive to right-center. Ron Swoboda made a full length, diving catch. The tying run scored, but the brilliant catch prevented further damage. In the bottom of the 10th, with runners at first and second and nobody out, J.C. Martin pinch-hit for Seaver. Martin dropped a bunt down and Orioles' pitcher Pete Richert fielded the ball, but his throw hit Martin and the ball caromed into right field allowing Rod Gaspar to score from second. The Mets were one win away from their first title, while Baltimore argued that Martin was outside the basepath.

The unthinkable occurred on October 16, 1969 at Shea. Behind a 5-3 victory, New York's lovable losers were champions. The Orioles led 3-0 early, but home runs by Clendenon and Weis tied the game. In the eighth, Swoboda gave the Mets the lead with an RBI double. Koosman induced future Mets Manager Davey Johnson to fly out to Cleon Jones in leftfield for the final out. Clendenon (Sport Magazine) and Weis (BBWAA) were the Series MVPs.



NY		SERIES STATISTICS										OR
PLAYER	AVG	G	AB	H	2B	3B	HR	RBI				
Agee, of	.167	5	18	3	0	0	1	1				
Boswell, 2b	.333	1	3	1	0	0	0	0				
Charles, 3b	.133	4	15	2	1	0	0	0				
Clendenon, 1b	.357	4	14	5	1	0	3	4				
Dyer, ph	.000	1	1	0	0	0	0	0				
Garrett, 3b	.000	2	1	0	0	0	0	0				
Gaspar, of	.000	3	2	0	0	0	0	0				
Gentry, p	.333	1	3	1	1	0	0	2				
Grote, c	.211	5	19	4	2	0	0	1				
Harrelson, ss	.176	5	17	3	0	0	0	0				
Jones, of	.158	5	19	3	1	0	0	0				
Koosman, p	.143	2	7	1	0	0	0	0				
Kranepool, 1b	.250	1	4	1	0	0	1	1				
Martin, ph	.000	1	0	0	0	0	0	0				
Seaver, p	.000	2	4	0	0	0	0	0				
Shamsky, of	.000	3	6	0	0	0	0	0				
Swoboda, of	.400	4	15	6	1	0	0	1				
Weis, 2b	.455	5	11	5	0	0	1	3				
TOTALS	.220		159	35	8	0	6	13				
PITCHER	W-L	ERA	G	SV	IP	ER	SO					
Cardwell	0-0	0.00	1	0	1.0	0	0					
Gentry	1-0	0.00	1	0	6.2	0	4					
Koosman	2-0	2.04	2	0	17.2	4	9					
Ryan	0-0	0.00	1	1	2.1	0	3					
Seaver	1-1	3.00	2	0	15.0	5	9					
Taylor	0-0	0.00	2	1	2.1	0	3					
TOTALS	4-1	1.80		2	45.0	9	28					

GAME 1
SATURDAY, OCTOBER 11

METS	000	000	100	-	1	6	1
ORIOLES	100	300	00X	-	4	6	0

WP: Cuellar (1-0), LP: Seaver (0-1), SV: None

E-Weis, DP-New York-0; Baltimore-1. 2B-Clendenon, Buford.
HR-Buford (1). SF-Weis.

Time-2:13. Attendance-50,429.

GAME 2
SUNDAY, OCTOBER 12

METS	000	100	001	-	2	6	0
ORIOLES	000	000	100	-	1	2	0

WP: Koozman (1-0), LP: McNally (0-1), SV: Taylor (1)

2B-Charles. HR-Clendenon (1). SB-Blair (1).

Time-2:20. Attendance-50,850.

GAME 3
TUESDAY, OCTOBER 14

ORIOLES	000	000	000	-	0	4	1
METS	120	001	01X	-	5	6	0

WP: Gentry (1-0), LP: Palmer (0-1), SV: Ryan (1)

E-Palmer. 2B-Gentry, Grote. HR-Agee (1), Kranepool (1).
S-Garrett.

Time-2:23. Attendance-56,335.

GAME 4
WEDNESDAY, OCTOBER 15

ORIOLES	000	000	001	0-	1	6	1
METS	010	000	000	1-	2	10	1

WP: Seaver (1-1), LP: Hall (0-1), SV: None

E-Richert, Garrett. DP-Baltimore-3; New York-0. 2B-Grote. HR-
Clendenon (2). S-Martin. SF-B. Robinson.

Time-2:33. Attendance-57,367.



A jubilant Jerry Koozman leaps into the arms of catcher Jerry Grote after the final out of the 1969 World Series in Game 5 vs. Baltimore.

GAME 5
THURSDAY, OCTOBER 16

ORIOLES	003	000	000	-	3	5	2
METS	000	002	12X	-	5	7	0

WP: Koozman (2-0), LP: Watt (0-1), SV: None

E-Powell, Watt. 2B-Koozman, Jones, Swoboda. HR-McNally (1),
F. Robinson (1), Clendenon (3), Weis (1). SB-Agee (1).

Time-2:14. Attendance-57,397.



Mets fans celebrate on the field at Shea Stadium after the final out of the 1969 World Series.

1973 LEAGUE CHAMPIONSHIP SERIES



CINCINNATI REDS vs. NEW YORK METS METS WON SERIES, 3-2



Bud Harrelson and Pete Rose start a bench-clearing brawl in Game 3 of the 1973 NLCS.

New York captured its second pennant in five years with a thrilling five-game series win over Cincinnati.

In Game 1, Pete Rose and Johnny Bench each belted home runs to upend Tom Seaver and the Mets, 2-1. Seaver allowed six hits and fanned a NLCS record 13 batters in the losing effort.

Jon Matlack was brilliant in Game 2, tossing a two-hitter to win, 5-0. Rusty Staub's home run in the fourth was the only run of the game until New York plated four in the ninth, two scoring on Jerry Grote's single.

The Mets scored nine runs in the first four innings en route to a 9-2 victory at Shea in Game 3. Staub cracked a solo home run in the first and a three-run shot in the second. The game featured an infamous fight between Pete Rose and Buddy Harrelson after Rose slid hard into second base attempting to break up a double play. After the bench-clearing brawl, Jerry Koosman continued to dominate the Reds.

Rose got his revenge with a 12th inning home run in Game 4 to give the Reds a 2-1 victory and send the series to a fifth and deciding game.

Ed Kranepool gave New York a 2-0 lead in the first with a two-run single in Game 5 in front of 50,323 fans at Shea. After Cincinnati tied the game 2-2 in the top of the fifth, the Mets exploded for four runs in the bottom of that frame. Cleon Jones, Willie Mays, Don Hahn and Harrelson each collected an RBI. Seaver and Tug McGraw held the Reds at bay as New York advanced to face Oakland in the World Series.

SERIES STATISTICS

PLAYER	AVG	G	AB	H	2B	3B	HR	RBI
Boswell, ph	.000	1	1	0	0	0	0	0
Garrett, 3b	.087	5	23	2	1	0	0	1
Grote, c	.211	5	19	4	0	0	0	2
Hahn, of	.235	5	17	4	0	0	0	1
Harrelson, ss	.167	5	18	3	0	0	0	2
Jones, of	.300	5	20	6	2	0	0	3
Koosman, p	.500	1	4	2	0	0	0	1
Kranepool, of	.500	1	2	1	0	0	0	2
Matlack, p	.000	1	2	0	0	0	0	0
Mays, of	.333	1	3	1	0	0	0	1
McGraw, p	.000	2	1	0	0	0	0	0
Millan, 2b	.316	5	19	6	0	0	0	2
Milner, 1b	.176	5	17	3	0	0	0	1
Seaver, p	.333	2	6	2	2	0	0	1
Staub, of	.200	4	15	3	0	0	3	5
Stone, p	.000	1	1	0	0	0	0	0
TOTALS	.220	168	37	5	0	3	22	

PITCHER	W-L	ERA	G	SV	IP	ER	SO
Koosman	1-0	2.00	1	0	9.0	2	9
Matlack	1-0	0.00	1	0	9.0	0	9
McGraw	0-0	0.00	2	1	5.0	0	3
Parker	0-1	9.00	1	0	1.0	1	0
Seaver	1-1	1.62	2	0	16.2	3	17
Stone	0-0	1.35	1	0	6.2	1	4
TOTALS	3-2	1.33	1	47.1	7	42	



Rusty Staub hit three of his four postseason home runs in the NLCS to help the Mets advance to the World Series.

GAME 1
SATURDAY, OCTOBER 6

METS	0	1	0	0	0	0	0	0	0	-	1	3	0
REDS	0	0	0	0	0	0	0	1	1	-	2	6	0

WP: Borbon (1-0), LP: Seaver (0-1). SV: None

DP-New York-0; Cincinnati-1. 2B-Seaver, Bench, Driessen. HR-Rose (1), Bench (1). S-Millan, Billingham.

Time-2:00. Attendance-53,431.

GAME 2
SUNDAY, OCTOBER 7

METS	0	0	0	1	0	0	0	0	4	-	5	7	0
REDS	0	0	0	0	0	0	0	0	0	-	0	2	0

WP: Matlack (1-0), LP: Gullett (0-1). SV: None

DP-New York-0; Cincinnati-1. HR-Staub (1). S-Gullett, Matlack.

Time-2:19. Attendance-54,041.

GAME 3
MONDAY, OCTOBER 8

REDS	0	0	2	0	0	0	0	0	0	-	2	8	1
METS	1	5	1	2	0	0	0	0	X	-	9	11	1

WP: Koosman (1-0), LP: Grimsley (0-1). SV: None

E-Kosco, Garrett. DP-Cincinnati-0; New York-1. 2B-Jones, Bench. HR-Staub-2 (3), Menke (1). SF-Garrett.

Time-2:48. Attendance-53,967.

GAME 4
TUESDAY, OCTOBER 9

REDS	0	0	0	0	0	0	1	0	0	-	2	8	0
METS	0	0	1	0	0	0	0	0	0	-	1	3	1

WP: Carroll (1-0), LP: Parker (0-1). SV: Borbon (1)

E-McGraw. DP-Cincinnati-1; New York-2. HR-Perez (1), Rose (2). S-Morgan.

Time-3:07. Attendance-50,786.

GAME 5
WEDNESDAY, OCTOBER 10

REDS	0	0	1	0	1	0	0	0	0	-	2	7	1
METS	2	0	0	0	4	1	0	0	X	-	7	13	1


WP: Seaver (1-1), LP: Billingham (0-1). SV: McGraw (1)

E-Jones, Driessen. 2B-Morgan, Griffey, Rose, Garrett, Jones, Seaver. S-Millan. SF-Driessen.

Time-2:40. Attendance-50,323



1973 Mets World Series press pin



Tom Seaver struck out a NLCS record 13 batters in Game 1 and came back in Game 5 to earn the win in the clincher.

1973 WORLD SERIES



OAKLAND A's vs. NEW YORK METS METS LOST SERIES, 4-3



New York lost a postseason series for the first time, falling in a seven-game set to the Oakland Athletics.

In Game 1, the A's nipped the Mets, 2-1, despite managing just four hits off Jon Matlack and Tug McGraw. Second baseman Felix Millan's error in the third inning proved costly as Oakland's only two runs of the game would score in that inning.

New York evened the series with a 10-7, 12-inning victory in Game 2. Oakland scored two runs in the ninth to tie the game, 6-6, to force extra innings. Willie Mays singled home Bud Harrelson with the go-ahead run in the 12th, which would prove to be Mays' last hit in the majors.

The World Series returned to Shea and Wayne Garrett cracked a solo home run as the Mets jumped on top, 2-0, in the first inning of Game 3. Once again, Oakland rallied to tie the game in the eighth and scored in the 11th for a 3-2 victory.

The Mets tied the series at two games apiece with a 6-1 triumph in Game 4. Rusty Staub drove in five runs, with a three-run home run in the first and a two-run single in the fourth. Matlack allowed three hits in 8.0 innings to pick up the win.



Tug McGraw reacts after saving the Mets 2-0 Game 5 win.

SERIES STATISTICS

PLAYER	AVG	G	AB	H	2B	3B	HR	RBI
Beauchamp, ph	.000	4	4	0	0	0	0	0
Boswell, ph	1.000	3	3	3	0	0	0	0
Garrett, 3b	.167	7	30	5	0	0	2	2
Grote, c	.267	7	30	8	0	0	0	0
Hahn, of	.241	7	29	7	1	1	0	2
Harrelson, ss	.250	7	24	6	1	0	0	1
Hodges, ph	.000	1	0	0	0	0	0	0
Jones, of	.286	7	28	8	2	0	1	1
Koosman, p	.000	2	4	0	0	0	0	0
Kranepool, ph	.000	4	3	0	0	0	0	0
Martinez, pr	.000	2	0	0	0	0	0	0
Matlack, p	.250	3	4	1	0	0	0	0
Mays, of	.286	3	7	2	0	0	0	1
McGraw, p	.333	5	3	1	0	0	0	0
Millan, 2b	.188	7	32	6	1	1	0	1
Milner, 1b	.296	7	27	8	0	0	0	2
Seaver, p	.000	2	5	0	0	0	0	0
Staub, p	.423	7	26	11	2	0	1	6
Theodore, of	.000	2	2	0	0	0	0	0
TOTALS	.253	261	66	7	2	4	16	

PITCHER	W-L	ERA	G	SV	IP	ER	SO
Koosman	1-0	3.12	2	0	8.2	3	8
Matlack	1-2	2.16	3	0	16.2	4	11
McGraw	1-0	2.63	5	1	13.2	4	14
Parker	0-1	0.00	3	0	3.1	0	2
Sadecki	0-0	1.93	4	1	4.2	1	6
Seaver	0-1	2.40	2	0	15.0	4	18
Stone	0-0	0.00	2	1	3.0	0	3
TOTALS	3-4	2.22	3	65.0	16	62	

New York took a 3-2 series lead with a 2-0 win at Shea in front of 54,817 fans in Game 5. Jerry Koosman and McGraw shut out the A's on three hits.

Needing just one win in Oakland to capture their second championship, the Mets lost Game 6, 3-1 and Game 7, 5-2. In Game 6, Reggie Jackson had two RBI doubles off Tom Seaver.

Four Oakland runs in the third inning on home runs by Bert Campaneris and Jackson in Game 7 broke the game open. Garrett, the tying run in the ninth, popped out to end the series and New York's dream.

GAME 1
SATURDAY, OCTOBER 13

METS	000	100	000	000	-	1	7	2
ATHLETICS	002	000	00X		-	2	4	0

WP: Holtzman (1-0), LP: Matlack (0-1). SV: Knowles (1)

E-Millan, Mays. DP-New York-0; Oakland-2. 2B-Holtzman, Jones. 3B-Millan. SB-Campaneris (1). S-Matlack, Rudi.

Time-2:26. Attendance-46,021.

GAME 2
SUNDAY, OCTOBER 14

METS	011	004	000	004	-	10	15	1
ATHLETICS	210	000	102	001	-	7	13	5

WP: McGraw (1-0), LP: Fingers (0-1). SV: Stone (1)

E-Koosman, Bando, Tenace, Andrews-2, Knowles. DP-New York-1; Oakland-1. 2B-Rudi, Alou, Jackson, Johnson, Harrleson. 3B-Bando, Campaneris, Jackson. HR-Jones (1), Garrett (1), SB-Campaneris (2). S-McGraw.

Time-4:13. Attendance-49,151.

GAME 3
TUESDAY, OCTOBER 16

ATHLETICS	000	001	010	01	-	3	10	1
METS	200	000	000	00	-	2	10	2

WP: Lindblad (1-0), LP: Parker (0-1). SV: Fingers (1)

E-Hunter, Millan-2. 2B-Rudi, Hahn, Bando, Tenace, Staub. HR-Garrett (2). SB-Campaneris (3). S-Bando, Millan.

Time-3:15. Attendance-54,817.

GAME 4
WEDNESDAY, OCTOBER 17

ATHLETICS	000	100	000		-	1	5	1
METS	300	300	00X		-	6	13	1

WP: Matlack (1-1), LP: Holtzman (1-1). SV: Sadecki (1)

E-Green, Garrett. DP-Oakland-4; New York-0. HR-Staub (1).

Time-2:41. Attendance-54,817.

GAME 5
THURSDAY, OCTOBER 18

ATHLETICS	000	000	000		-	0	3	1
METS	010	001	00X		-	2	7	1

WP: Koosman (1-0), LP: Blue (0-1). SV: McGraw (1)

E-Campaneris, Garrett. DP-Oakland-0; New York-1. 2B-Jones, Fosse. 3B-Hahn. S-Grote.

Time-2:39. Attendance-54,817.

GAME 6
SATURDAY, OCTOBER 20

METS	000	000	010		-	1	6	2
ATHLETICS	101	000	01X		-	3	7	0

WP: Hunter (1-0), LP: Seaver (0-1). SV: Fingers (2)

E-Garrett, Hahn. DP-New York-1; Oakland-0. 2B-Jackson-2. SF-Alou.

Time-2:07. Attendance-49,333.

GAME 7
SUNDAY, OCTOBER 21

METS	000	001	001		-	2	8	1
ATHLETICS	004	010	00X		-	5	9	1

WP: Holtzman (2-1), LP: Matlack (1-2). SV: Knowles (2)

E-Jones. DP-New York-0; Oakland-1. 2B-Holtzman, Millan, Staub. HR-Campaneris (1), Jackson (1).

Time-2:37. Attendance-49,333.



Willie Mays recorded his last hit in the majors when he singled home Bud Harrelson in the 12th inning of Game 2.

1986 LEAGUE CHAMPIONSHIP SERIES



HOUSTON ASTROS vs. NEW YORK METS METS WON SERIES, 4-2



New York improved to 3-0 in the NLCS with a dramatic six-game victory, avoiding Houston ace Mike Scott in Game 7.

The Mets returned to the postseason after a 13-year absence and lost Game 1, 1-0. Scott hurled a complete-game, five-hit shutout with 14 strikeouts. Glenn Davis swatted a home run in the second inning for the lone run of the game.

Bobby Ojeda matched Scott in Game 2, with a complete-game, 5-1 victory to tie the series. Gary Carter had an RBI double in the fourth and Keith Hernandez added a two-run triple in the fifth.

In Game 3, back at Shea, the Mets fell behind 4-0, but Darryl Strawberry's three-run home run in the sixth helped tie the game. Trailing 5-4, with one on and one out, Lenny Dykstra cracked a two-run home run into the Mets bullpen to give New York a 6-5 victory.

Scott again was brilliant in Game 4, tossing a complete-game three-hitter as the Astros won 3-1.

Nolan Ryan and Dwight Gooden locked horns in a tremendous pitching duel in Game 5. Ryan allowed two hits (Strawberry home run) with 12 strikeouts in 9.0 innings, while Doc scattered nine hits in 10.0 innings. Carter's RBI single in the 12th gave New York the win and left them one win away from their third trip to the World Series.



Lenny Dykstra rounds the bases after hitting the game-winning home run in Game 3 of the NLCS to give the Mets a 6-5 victory.

Game 6 at the Astrodome was simply a classic, the longest postseason game in time (4:42) and innings (16) at that point. Houston led 3-0 until the Mets tied it in the ninth on RBI from Mookie Wilson, Hernandez and Ray Knight. With the Mets leading, 4-3, in the bottom of the 14th, Billy Hatcher hit a home run off the left field screen off Jesse Orosco. In the 16th, New York scored three times, as Strawberry's double and Knight's single put the Mets ahead. Houston rallied for two runs, but Orosco struck out Kevin Bass with the winning run on base to become the first pitcher to earn three wins in one LCS.

SERIES STATISTICS

PLAYER	AVG	G	AB	H	2B	3B	HR	RBI
Backman, 2b	.238	6	21	5	0	0	0	2
Carter, c	.148	6	27	4	1	0	0	2
Darling, p	.000	1	1	0	0	0	0	0
Dykstra, of	.304	6	23	7	1	1	1	3
Elster, ss	.000	4	3	0	0	0	0	0
Fernandez, p	.000	1	1	0	0	0	0	0
Gooden, p	.000	2	5	0	0	0	0	0
Heep, of	.250	5	4	1	0	0	0	1
Hernandez, 1b	.269	6	26	7	1	1	0	3
Johnson, ph	.000	2	2	0	0	0	0	0
Knight, 3b	.167	6	24	4	0	0	0	2
Mazzilli, ph	.200	5	5	1	0	0	0	0
McDowell, p	.000	2	1	0	0	0	0	0
Mitchell, of	.250	2	8	2	0	0	0	0
Ojeda, p	.000	2	5	0	0	0	0	0
Santana, ss	.176	6	17	3	0	0	0	0
Strawberry, of	.227	6	22	5	1	0	2	5
Teufel, 2b	.167	2	6	1	0	0	0	0
Wilson, of	.115	6	26	3	0	0	0	1
TOTALS	.189	227	43	4	2	3	19	

PITCHER	W-L	ERA	G	SV	IP	ER	SO
Aguilera	0-0	0.00	2	0	5.0	0	2
Darling	0-0	7.20	1	0	5.0	4	5
Fernandez	0-1	4.50	1	0	6.0	3	5
Gooden	0-1	1.06	2	0	17.0	2	9
McDowell	0-0	0.00	2	0	7.0	0	3
Ojeda	1-0	2.57	2	0	14.0	4	6
Orosco	3-0	3.38	4	0	8.0	3	10
Sisk	0-0	0.00	1	0	1.0	0	0
TOTALS	4-2	2.29	0	63.0	16	40	

**GAME 1
WEDNESDAY, OCTOBER 8**

METS	000	000	000	-	0	5	0
ASTROS	010	000	00X	-	1	7	1

WP: Scott (1-0), LP: Gooden (0-1), SV: None

E-Reynolds. DP-New York-1; Houston-0. 2B-Bass. HR-Davis (1). SB-Hatcher (1), Dykstra (1), Bass (1), Strawberry (1).

Time-2:56. Attendance-44,131.

**GAME 2
THURSDAY, OCTOBER 9**

METS	000	230	000	-	5	10	0
ASTROS	000	000	100	-	1	10	2

WP: Ojeda (1-0), LP: Ryan (0-1), SV: None

E-Hatcher, Davis. DP-New York-2; Houston-1. 2B-Bass, Carter, Dykstra. 3B-Hernandez. SB-Wilson (1), SF-Strawberry.

Time-2:40. Attendance-44,391.

**GAME 3
SATURDAY, OCTOBER 11**

ASTROS	220	000	100	-	5	8	1
METS	000	004	002	-	6	10	1

WP: Orosco (1-0), LP: Smith (0-1), SV: None

E-Reynolds, Knight. DP-Houston-0; New York-1. HR-Doran (1), Strawberry (1), Dykstra (1). SB-Hatcher-2 (3), Bass (2). S-Hatcher.

Time-2:55. Attendance-55,052.

**GAME 4
SUNDAY, OCTOBER 12**

ASTROS	020	010	000	-	3	4	1
METS	000	000	010	-	1	3	0

WP: Scott (2-0), LP: Fernandez (0-1), SV: None

E-Scott. 2B-Walling. HR-Ashby (1), Thon (1). SB-Backman (1). SF-Heep.

Time-2:23. Attendance-55,038.

**GAME 5
TUESDAY, OCTOBER 14**

ASTROS	000	010	000	000	-	1	9	1
METS	000	010	000	001	-	2	4	0

WP: Orosco (2-0), LP: Kerfeld (0-1), SV: None

E-Kerfeld. DP-Houston-0; New York-2. 2B-Ashby. HR-Strawberry (2). SB-Doran (1), Puhl (1), S-Hatcher.

Time-3:45. Attendance-54,986.

**GAME 6
WEDNESDAY, OCTOBER 15**

METS	000	000	003	000	010	3	-	7	110
ASTROS	300	000	000	000	010	2	-	6	111

WP: Orosco (3-0), LP: Lopez (0-1), SV: None

E-Bass. DP-New York-0; Houston-2. 2B-Garner, Davis, Hernandez, Strawberry. 3B-Dykstra. HR-Hatcher (1). SB-Doran (2). S-Orosco. SF-Knight.

Time-4:42. Attendance-45,718.



Gary Carter, Darryl Strawberry and Keith Hernandez celebrate during the 1986 NLCS.

1986 WORLD SERIES



BOSTON RED SOX vs. NEW YORK METS METS WON SERIES, 4-3



For only the second time in World Series history, a team lost the first two games at home, but emerged as the World Champion, as New York won its second title in amazing fashion against the Boston Red Sox.

In Game 1, Bruce Hurst and Calvin Schiraldi combined to shut out the Mets, 1-0. Jim Rice scored the lone run on an error by second baseman Tim Lincecum.

Boston scored nine times on 18 hits in a 9-3 win in Game 2.

In Boston, Lenny Dykstra led off Game 3 with a solo home run to ignite a four-run first inning. Bobby Ojeda stymied the Sox through 7.0 innings as New York won, 7-1.

In Game 4, Gary Carter cracked two home runs and Ron Darling's 7.0-shutout innings helped the Mets even the series with a 6-2 triumph.

In the pivotal fifth game, Hurst tossed a complete game for the Red Sox as Boston won, 4-2.

The Mets returned to Shea for Game 6 in a contest that would become part of World Series lore. New York, facing elimination, trailed 2-0 in the bottom of the fifth, 3-2 entering the bottom of the eighth and 5-3 going to the bottom of the 10th. Ray Knight's RBI single helped tie the contest in the fifth and Carter's sacrifice fly tied the game in the eighth. After Dave Henderson's home run had put the Sox ahead in the 10th, both Backman and Hernandez were retired. But Carter, Kevin Mitchell and Knight followed with singles to cut the deficit to 5-4.

Boston reliever Bob Stanley was summoned and on a 2-2 count, Mookie Wilson fouled back two pitches before dodging a wild pitch that allowed Mitchell to score to tie the game. Wilson then hit a dribbler up the first base line that bounced under Bill Buckner's legs, enabling Knight to score the winning run.

After a day of rain, the Mets won their second World Championship with an 8-5 triumph. Boston built a 3-0 lead, but New York scored three runs in the sixth, two runs coming home on a single by Hernandez. Knight's seventh-inning home run gave the Mets the lead for good. Santana and Hernandez would drive in runs later in the inning and Darryl Strawberry cracked a solo home run in the eighth. Orosco struck out Marty Barrett for the final out as Shea erupted in euphoria. Knight was named the Series MVP.

NYM SERIES STATISTICS B

PLAYER	AVG	G	AB	H	2B	3B	HR	RBI
Backman, 2b	.333	6	18	6	0	0	0	1
Carter, c	.276	7	29	8	2	0	2	9
Darling, p	.000	3	0	0	0	0	0	0
Dykstra, of	.296	7	27	8	0	0	2	3
Elster, ss	.000	1	1	0	0	0	0	0
Gooden, p	.500	2	2	1	0	0	0	0
Heep, dh	.091	5	11	1	0	0	0	2
Hernandez, 1b	.231	7	26	6	0	0	0	4
Johnson, ss	.000	2	5	0	0	0	0	0
Knight, 3b	.391	6	23	9	1	0	1	5
Mazzilli, of	.400	4	5	2	0	0	0	0
Mitchell, of	.250	5	8	2	0	0	0	0
Ojeda, p	.000	2	2	0	0	0	0	0
Orosco, p	1.000	4	1	1	0	0	0	1
Santana, ss	.250	7	20	5	0	0	0	2
Strawberry, of	.208	7	24	5	1	0	1	1
Teufel, 2b	.444	3	9	3	1	0	1	1
Wilson, of	.269	7	26	7	1	0	0	0
TOTALS	.271	240	65	6	0	7	29	

PITCHER	W-L	ERA	G	SV	IP	ER	SO
Aguilera	1-0	12.00	1	0	3.0	4	4
Darling	1-1	1.53	3	0	17.2	3	12
Fernandez	0-0	1.35	3	0	6.2	1	10
Gooden	0-2	8.00	2	0	9.0	8	9
McDowell	1-0	4.91	5	0	7.1	4	2
Ojeda	1-0	2.08	2	0	13.0	3	9
Orosco	0-0	0.00	4	2	5.2	0	6
Sisk	0-0	0.00	1	0	0.2	0	1
TOTALS	4-3	3.29	2	63.0	23	53	



Ray Knight races home with the winning run in New York's dramatic, 6-5, 10th-inning comeback in Game 6 of the 1986 World Series vs. Boston.

GAME 1
SATURDAY, OCTOBER 18

RED SOX	000	000	100	-	1	5	0
METS	000	000	000	-	0	4	1

WP: Hurst (1-0), LP: Darling (0-1). SV: Schiraldi (1)
E-Teufel. DP-Boston-1; New York-1. SB-Wilson (1), Strawberry (1). S-Santana.
Time-2:59. Attendance-55,076.

GAME 2
SUNDAY, OCTOBER 19

RED SOX	003	120	201	-	9	18	0
METS	002	010	000	-	3	8	1

WP: Crawford (1-0), LP: Gooden (0-1). SV: Stanley (1)
E-Hernandez. DP-Boston-0; New York-1. 2B-Boggs-2. HR-Henderson (1), Evans (1). S-Dykstra, Clemens.
Time-3:36. Attendance-55,063.

GAME 3
TUESDAY, OCTOBER 21

METS	400	000	210	-	7	13	0
RED SOX	001	000	000	-	1	5	0

WP: Ojeda (1-0), LP: Boyd (0-1). SV: None
DP-New York-1; Boston-1. 2B-Carter, Baylor, Knight. HR-Dykstra (1).
Time-2:58. Attendance-33,595.

GAME 4
WEDNESDAY, OCTOBER 22

METS	000	300	210	-	6	12	0
RED SOX	000	000	020	-	2	7	1

WP: Darling (1-1), LP: Nipper (0-1). SV: Orosco (1)
E-Gedman. DP-New York-0; Boston-3. 2B-Barrett, Gedman, Strawberry, Carter, Rice. HR-Carter-2 (2), Dykstra (2). SB-Backman (1), Wilson-2 (3). SF-Henderson.
Time-3:22. Attendance-33,920.



Gary Carter aboard a float as the Mets ride through the Canyon of Heroes during the parade.



Jesse Orosco saved the Game 7 clincher in the '86 series.

GAME 5
THURSDAY, OCTOBER 23

METS	000	000	011	-	2	10	1
RED SOX	011	020	00X	-	4	12	0

WP: Hurst (2-0), LP: Gooden (0-2). SV: None
E-Santana. DP-New York-0; Boston-1. 2B-Teufel, Henderson, Barrett, Wilson. 3B-Henderson, Rice. HR-Teufel (1). S-Santana, SF-Owen.
Time-3:09. Attendance-34,010.

GAME 6
SATURDAY, OCTOBER 25

RED SOX	110	000	100	2	-	5	13	3
METS	000	020	010	3	-	6	8	2

WP: Aguilera (1-0), LP: Schiraldi (0-1). SV: None
E-Buckner, Evans, Gedman, Knight, Elster. DP-Boston-1; New York-1. 2B-Evans, Boggs. HR-Henderson (2). SB-Strawberry-2 (3). S-Owen, Dykstra, Backman. SF-Carter.
Time-4:02. Attendance-55,078.

GAME 7
MONDAY, OCTOBER 27

RED SOX	030	000	020	-	5	9	0
METS	000	003	32X	-	8	10	0

WP: McDowell (1-0), LP: Schiraldi (0-2). SV: Orosco (2)
2B-Evans. HR-Evans (2), Gedman (1), Knight (1), Strawberry (1). S-Hurst-2, McDowell. SF-Hernandez.
Time-3:11. Attendance-55,032.



1988 LEAGUE CHAMPIONSHIP SERIES



LOS ANGELES DODGERS vs. NEW YORK METS METS LOST SERIES, 4-3



Despite beating the Dodgers in 10 of 11 matchups during the regular season, Los Angeles knocked off New York in seven games. It was the first time in four NLCS appearances that the Mets failed to reach the World Series.

New York rallied for three runs in the ninth inning to take Game 1, 3-2. Darryl Strawberry had an RBI double in the inning and a two-out, two-run double by Gary Carter proved to be the difference.

The Dodgers scored five runs off David Cone in the first two innings of Game 2 and went on to win, 6-3.

In a steady, cold rain, the Mets won Game 3, 8-4. Down 4-3, the Mets scored five times in the bottom of the eighth. A two-out RBI double by Wally Backman tied the game and Mookie Wilson's RBI single gave New York the lead for good.

The turning point of the series occurred in the ninth inning of Game 4 when Mike Scioscia's two-run home run off Dwight Gooden tied the game, 4-4. Kirk Gibson cracked a home run off Roger McDowell to win the game in the 12th as Los Angeles tied the series. Orel Hershiser

entered with two outs in the bottom of the 12th and got Kevin McReynolds to pop out with the bases loaded to end the game.

Gibson remained hot and belted a three-run home run in the fifth inning to lift the Dodgers to a 7-4 victory in Game 5.

On the brink of elimination, McReynolds went 4-4 with three RBI and Cone hurled a complete game in a 5-1 Game 6 win to force a seventh and deciding game.

Hershiser tossed a complete-game, five-hit, 6-0 shutout to beat the Mets in Game 7. Los Angeles scored five times in the second inning to break open the contest.



Darryl Strawberry led the National League with 39 home runs and drove in 101 runs in 1988.

NY		SERIES STATISTICS										LA
PLAYER	AVG.	G	AB	H	2B	3B	HR	RBI				
Aguilera, p	.000	3	1	0	0	0	0	0	0			
Backman, 2b	.273	7	22	6	1	0	0	2				
Carter, c	.222	7	27	6	1	1	0	4				
Cone, p	.000	3	4	0	0	0	0	0				
Darling, p	.000	3	3	0	0	0	0	0				
Dykstra, p	.429	7	14	6	3	0	1	3				
Elster, p	.250	5	8	2	1	0	0	1				
Fernandez, p	.000	1	1	0	0	0	0	0				
Gooden, p	.200	3	5	1	0	0	0	0				
Hernandez, 1b	.269	7	26	7	0	0	1	5				
Jefferies, 3b	.333	7	27	9	2	0	0	1				
Johnson, ss	.056	6	18	1	0	0	0	0				
Magadan, ph	.000	3	3	0	0	0	0	0				
Mazzilli, ph	.500	3	2	1	0	0	0	0				
McReynolds, of	.250	7	28	7	2	0	2	4				
Sasser, c	.200	4	5	1	0	0	0	0				
Strawberry, of	.300	7	30	9	2	0	1	6				
Teufel, 2b	.000	1	3	0	0	0	0	0				
Wilson, of	.154	4	13	2	0	0	0	1				
TOTALS	.242		240	58	12	1	5	27				
PITCHER	W-L	ERA	G	SV	IP	ER	SO					
Aguilera	0-0	1.29	3	0	7.0	1	4					
Cone	1-1	4.50	3	0	12.0	6	9					
Darling	0-1	7.71	2	0	7.0	6	7					
Fernandez	0-1	13.50	1	0	4.0	6	5					
Gooden	0-0	2.95	3	0	18.1	6	20					
Leach	0-0	0.00	3	0	5.0	0	4					
McDowell	0-1	4.50	4	0	6.0	3	5					
Myers	2-0	0.00	3	0	4.2	0	0					
TOTALS	3-4	3.94		0	64.0	28	54					

**GAME 1
TUESDAY, OCTOBER 4**

METS	000	000	003	-	3	8	1
DODGERS	100	000	100	-	2	4	0

WP: Myers (1-0), LP: Howell (0-1), SV: None

E-Backman, DP-New York-0; Los Angeles-2, 2B-Scioscia, Strawberry, Carter, SB-Sax (1), S-Backman.

Time-2:45. Attendance-55,582.

**GAME 2
WEDNESDAY, OCTOBER 5**

METS	000	200	001	-	3	6	0
DODGERS	140	010	00X	-	6	7	0

WP: Belcher (1-0), LP: Cone (0-1), SV: Pena (1)

DP-New York-0; Los Angeles-2, 2B-Jefferies, Hatcher, Dykstra, HR-Hernandez (1), SB-Gibson (1).

Time-3:10. Attendance-55,780.

**GAME 3
SATURDAY, OCTOBER 8**

DODGERS	021	000	010	-	4	7	2
METS	001	002	05X	-	8	9	2

WP: Myers (2-0), LP: Pena (0-1), SV: None

E-Hernandez, Gibson, Hamilton, McDowell, DP-Los Angeles-1, New York-0, 2B-Strawberry, Backman, SB-Sax (2), Shelby (1), Johnson (1).

Time-3:44. Attendance-44,672.

**GAME 4
SUNDAY, OCTOBER 9**

DODGERS	200	000	002	001	-	5	7	1
METS	000	301	000	000	-	4	10	2

WP: Pena (1-1), LP: McDowell (0-1), SV: Hershiser (1)

E-Hatcher, Elster-2, DP-Los Angeles-1; New York-1, 2B-McReynolds, 3B-Carter, HR-Strawberry (1), McReynolds (1), Scioscia (1), Gibson (1), SB-Sax-3 (5), Shelby (2), McReynolds (1), S-Griffin.

Time-4:29. Attendance-54,014.

**GAME 5
MONDAY, OCTOBER 10**

DODGERS	000	330	001	-	7	12	0
METS	000	030	010	-	4	9	1

WP: Belcher (2-0), LP: Fernandez (0-1), SV: Holton (1)

E-Johnson, 2B-Dempsey-2, Griffin, Marshall, Dykstra, 3B-Marshall, HR-Gibson (1), Dykstra (1), SB-Gibson (1).

Time-3:07. Attendance-52,069.

**GAME 6
TUESDAY, OCTOBER 11**

METS	101	021	000	-	5	11	0
DODGERS	000	010	000	-	1	5	2

WP: Cone (1-1), LP: Leary (0-1), SV: None

E-Hatcher, Hamilton, DP-New York-0; Los Angeles-2, 2B-Elster, Dykstra, McReynolds, HR-McReynolds (1), SB-Backman (1), Hernandez (1), McReynolds (2), S-Cone, Backman, SF-McReynolds.

Time-3:16. Attendance-55,885.

**GAME 7
WEDNESDAY, OCTOBER 12**

METS	000	000	000	-	0	5	2
DODGERS	150	000	00X	-	6	10	0

WP: Hershiser (1-0), LP: Darling (0-1), SV: None

E-Jefferies, Backman, DP-New York-1; Los Angeles-1, 2B-Hatcher, Jefferies, SB-Mazzilli (1), SF-Gibson, Shelby.

Time-2:51. Attendance-55,693.

BEST POSTSEASON RECORDS

TEAM	PCT	GAMES	RECORD	YEARS
Florida/Miami Marlins	.632	38	24-14	3
New York Yankees	.578	423	244-178-1	54
NEW YORK METS	.565	92	52-40	10
Baltimore Orioles	.551	98	54-44	13
Boston Red Sox	.543	200	108-91-1	25

1999 DIVISION SERIES



ARIZONA DIAMONDBACKS vs. NEW YORK METS

METS WON SERIES, 3-1



The Mets returned to the postseason for the first time since 1988 and defeated Arizona in the NLDS in four games.

John Olerud and Edgardo Alfonzo each touched up Randy Johnson for home runs as the Mets built a 4-1 lead in Game 1. The Diamondbacks tied the contest in the sixth, but Alfonzo walloped his second home run of the night, a grand slam in the ninth, to lift New York to an 8-4 win.

Arizona captured Game 2, 7-1, behind Steve Finley's five RBI to even the series.

Back in New York and with Mike Piazza on the bench for Game 3 with a bad thumb, the Mets scored six times in the sixth to beat the D-Backs, 9-2. Olerud recorded three RBI, while Darryl Hamilton collected two RBI.

In the fourth game, in front of 56,177 fans at Shea, the Mets trailed, 3-2, but Roger Cedeño tied the game in the eighth with a sacrifice fly. In the 10th, back-up catcher Todd Pratt ended the series and sent the Mets to the NLCS with a solo walk-off home run off Matt Mantei that landed just out of the reach of Finley. Longtime Met John Franco earned his first postseason victory.



Todd Pratt hit a 10th inning, walk-off, series-ending home run in Game 4 vs. Arizona in the 1999 National League Division Series in a 4-3 win.

NY		SERIES STATISTICS										A
PLAYER	AVG	G	AB	H	2B	3B	HR	RBI				
Agbayani, of	.300	4	10	3	1	0	0	1				
Alfonzo, 2b	.250	4	16	4	1	0	3	6				
Bonilla, ph	.000	2	1	0	0	0	0	0				
Cedeño, of	.286	4	7	2	0	0	0	2				
Dunston, ph	.167	4	6	1	0	0	0	0				
Franco, M, ph	.000	1	0	0	0	0	0	0				
Hamilton, of	.125	4	8	1	0	0	0	2				
Henderson, of	.400	4	15	6	0	0	0	1				
Leiter, p	.000	1	3	0	0	0	0	0				
Mora, ph	.000	3	1	0	0	0	0	0				
Olerud, 1b	.438	4	16	7	0	0	1	6				
Ordonez, ss	.286	4	14	4	1	0	0	2				
Piazza, c	.222	2	9	2	0	0	0	0				
Pratt, c	.125	3	8	1	0	0	1	1				
Reed, p	.000	1	1	0	0	0	0	0				
Rogers, p	.000	1	2	0	0	0	0	0				
Ventura, 3b	.214	4	14	3	2	0	0	1				
Wendell, p	.000	2	1	0	0	0	0	0				
Yoshii, p	.000	1	2	0	0	0	0	0				
TOTALS	.254		134	34	5	0	5	22				

PITCHER	W-L	ERA	G	SV	IP	ER	SO
Benitez	0-0	0.00	2	0	2.1	0	2
Cook	0-0	0.00	1	0	1.2	0	1
Dotel	0-0	54.00	1	0	0.1	2	0
Franco, J	1-0	0.00	3	0	3.2	0	2
Hershiser	0-0	0.00	1	0	1.0	0	1
Leiter	0-0	3.52	1	0	7.2	3	4
Mahomes	0-0	5.40	1	0	1.2	1	1
Reed	1-0	3.00	1	0	6.0	2	2
Rogers	0-1	8.31	1	0	4.1	4	6
Wendell	1-0	0.00	2	0	2.0	0	0
Yoshii	0-0	6.75	1	0	5.1	4	3
TOTALS	3-1	4.00		0	36.0	16	22



Al Leiter spun a two-hit shutout in the Wild Card tiebreaker game at Cincinnati that sent the Mets to the NLDS.

**GAME 1
TUESDAY, OCTOBER 5**

METS	1	0	2	1	0	0	0	0	4	-	8	10	0
D-BACKS	0	0	1	0	2	0	0	0	0	-	4	7	0

WP: Wendell (1-0), LP: Johnson (0-1), SV: None
 DP-New York-2; Arizona-0. 2B-Ventura, Gonzalez, Johnson.
 3B-Womack. HR-Alfonzo-2 (2), Olerud (1), Durazo (1), Gonzalez
 (1). SB-Henderson-2 (2). S-Ordonez. SF-Bell.
 Time-2:53. Attendance-49,584.

**GAME 2
WEDNESDAY, OCTOBER 6**

METS	0	0	1	0	0	0	0	0	0	-	1	5	0
D-BACKS	0	0	3	0	2	0	2	0	X	-	7	9	1

WP: Stottlemire (1-0), LP: Rogers (0-1), SV: None
 E-Bell. DP-New York-1; Arizona-1. 2B-Ordonez, Colbrunn,
 Finley, Williams. SB-Henderson-3 (5), Ordonez (1).
 Time-3:13. Attendance-49,328.

**GAME 3
FRIDAY, OCTOBER 8**

D-BACKS	0	0	0	0	2	0	0	0	0	-	2	5	3
METS	0	1	2	0	0	6	0	0	X	-	9	11	0

WP: Reed (1-0), LP: Daal (0-1), SV: None
 E-Fox, Daal, Womack. DP-Arizona-1; New York-1. 2B-Stinnett,
 Alfonzo. HR-Ward (1). SB-Henderson (6), Cedeño (1). S-Reed,
 Ordonez.
 Time-3:05. Attendance-56,180.

**GAME 4
SATURDAY, OCTOBER 9**

D-BACKS	0	0	0	0	1	0	0	2	0	0	-	3	5	1
METS	0	0	0	0	1	0	1	0	1	0	-	4	8	0

WP: Franco (1-0), LP: Mantei (0-1), SV: None
 E-Womack. DP-Arizona-1; New York-0. 2B-Bell, Ventura,
 Agbayani. HR-Colbrunn (1); Alfonzo (3); Pratt (1). S-Mora. SF-
 Cedeño.
 Time-3:23. Attendance-56,177.



Mike Piazza celebrates advancing to the NLCS after the Mets topped the Diamondbacks, 4-3, in the NLDS at Shea.

1999 LEAGUE CHAMPIONSHIP SERIES



ATLANTA BRAVES vs. NEW YORK METS

METS LOST SERIES, 4-2



Atlanta outlasted New York in a dramatic six-game series.

Gerald Williams had an RBI single to break a 1-1 tie in the bottom of the fifth inning as the Braves went on to a 4-2 victory in Game 1.

The Mets returned to Shea in an 0-2 hole after losing, 4-3, in Game 2. Brian Jordan and Eddie Perez each hit a two-run home run off Kenny Rogers in the sixth inning to erase a 2-0 Mets lead.

In Game 3, two Mets errors in the first inning allowed Atlanta to score the only run of the game in a 1-0 loss.

Trailing 2-1 in the eighth, four outs from having their season end, New York responded in Game 4. John Olerud, who had hit a solo home run in the sixth, singled to center field which plated two runs to give the Mets a 3-2 victory.

Game 5 was a classic. A 15-inning, five-hour and 46-minute marathon was played in driving rain. The Mets led 2-0 in the first inning on a two-run home run by Olerud, but the Braves tied the game in the fourth. Seven New York relievers combined to hold Atlanta scoreless entering the 15th. The Braves took a 3-2 lead in the 15th when Keith Lockhart's triple off Octavio Dotel scored Walt Weiss. Shawon Dunston singled to center after a 12-pitch at-bat to lead off the 15th for the Mets. Matt Franco walked and Alfonzo sacrificed the runners over. Olerud was walked intentionally to load the bases. Todd Pratt walked to force home Dunston with the tying run. Robin Ventura then cracked a "grand slam single" as the Shea crowd exploded. As Robin rounded first base, his teammates mobbed him, never allowing him to finish his trot around the bases, and thus officially settling for a single.

Trailing 5-0 after the first inning, the Mets battled back in Game 6. Darryl Hamilton would add a two-run single in the sixth and Mike Piazza crushed a two-run home run in the seventh inning to tie the game, 7-7. New York led 8-7 in the eighth and 9-8 in the 10th, but could not hold on. Rogers walked Andruw Jones with the bases loaded in the 11th to end the series.

SERIES STATISTICS

PLAYER	AVG	G	AB	H	2B	3B	HR	RBI
Agbayani, of	.143	4	7	1	0	0	0	0
Alfonzo, 2b	.222	6	27	6	4	0	0	1
Bonilla, ph	.333	3	3	1	0	0	0	0
Cedeno, of	.500	5	12	6	1	0	0	1
Dunston, ph	.143	5	7	1	0	0	0	0
Franco, M, ph	.500	5	2	1	1	0	0	0
Hamilton, of	.353	5	17	6	1	0	0	2
Henderson, of	.174	6	23	4	1	0	0	1
Hershiser, p	.000	2	1	0	0	0	0	0
Leiter, p	.000	2	2	0	0	0	0	0
Mahomes, p	.000	3	2	0	0	0	0	0
Mora, ph	.429	6	14	6	0	0	1	2
Olerud, 1b	.296	6	27	8	0	0	2	6
Ordonez, ss	.042	6	24	1	0	0	0	0
Piazza, c	.167	6	24	4	0	0	1	4
Pratt, ph	.500	4	2	1	0	0	0	3
Reed, p	.000	1	2	0	0	0	0	0
Rogers, p	.000	3	1	0	0	0	0	0
Ventura, 3b	.120	6	25	3	1	0	0	1
Yoshii, p	.000	2	3	0	0	0	0	0
TOTALS	.218	225	49	9	0	4	21	

PITCHER	W-L	ERA	G	SV	IP	ER	SO
Benitez	0-0	1.35	5	1	6.2	1	9
Cook	0-0	0.00	3	0	1.1	0	1
Dotel	1-0	3.00	1	0	3.0	1	5
Franco, J.	0-0	3.38	3	0	2.2	1	3
Hershiser	0-0	0.00	2	0	4.1	0	5
Leiter	0-1	6.43	2	0	7.0	5	5
Mahomes	0-0	1.42	3	0	6.1	1	3
Reed	0-0	2.57	1	0	7.0	2	5
Rogers	0-2	5.87	3	0	7.2	5	2
Wendell	1-0	4.76	5	0	5.2	3	5
Yoshii	0-1	4.70	2	0	7.2	4	4
TOTALS	2-4	3.49	1	59.1	23	47	

BEST POSTSEASON ERA

TEAM	GAMES	ERA
Orioles/Browns	98	2.69
Athletics (OAK & PHI)	167	3.09
METS	92	3.21
Reds	97	3.23
Nationals/Expos	46	3.26



Robin Ventura waves to the Shea faithful after his “grand slam single” won Game 5 of the 1999 NLCS.

**GAME 5
SUNDAY, OCTOBER 17**

BRAVES	0 0 0	2 0 0	0 0 0	0 0 0	0 0 0	0 0 1	-	3	13	2
METS	2 0 0	0 0 0	0 0 0	0 0 0	0 0 0	0 0 2	-	4	11	1

WP: Dotel (1-0), LP: McGlinchy (0-1), SV: None

E-Klesko-2, Olerud. DP-Atlanta-2; New York-2. 2B-Perez, Boone, C. Jones-2, Williams, Weiss, Hamilton. 3B-Lockhart. HR-Olerud (2). SB-Agbayani (1), Dunston (1), Nixon (1), Battle (1), Weiss (2). S-A. Jones, Alfonzo.

Time-5:46. Attendance-55,723.

**GAME 6
TUESDAY, OCTOBER 19**

METS	0 0 0	0 0 3	4 1 0	1 0	-	9	15	2
BRAVES	5 0 0	0 0 2	0 1 0	1 1	-	10	10	1

WP: Springer (1-0), LP: Rogers (0-2), SV: None

E-Piazza-2, Hunter. DP-New York-2; Atlanta-1. 2B-Alfonzo, Ventura, M. Franco, Henderson, Williams. HR-Piazza (1). SB-Henderson (1), Mora (2), Williams (3), Boone (2), C.Jones-2 (3), Hunter (1), Nixon (2). S-Ordoñez, E. Perez, Weiss, Boone. SF-Pratt, Piazza, Hunter.

Time-4:25. Attendance-52,335.

**GAME 1
TUESDAY, OCTOBER 12**

METS	0 0 0	1 0 0	0 0 1	-	2	6	2
BRAVES	1 0 0	0 1 1	0 1 X	-	4	8	2

WP: Maddux (1-0), LP: Yoshii (0-1), SV: Rocker (1)

E-Henderson, Olerud, Williams, C. Jones. DP-New York-1; Atlanta-0. 2B-Cedeño, Alfonzo-2, Perez, Weiss. HR-Perez (1). SB-Williams (1), C.Jones (1), Weiss (1). S-Maddux, Perez.

Time-3:09. Attendance-44,172.

**GAME 2
WEDNESDAY, OCTOBER 13**

METS	0 1 0	0 1 0	0 1 0	-	3	5	1
BRAVES	0 0 0	0 0 4	0 0 X	-	4	9	1

WP: Millwood (1-0), LP: Rogers (0-1), SV: Smoltz (1)

E-Alfonzo, C. Jones. DP-New York-2; Atlanta-0. 2B-Alfonzo. HR-Mora (1), Jordan (1), Perez (2). S-Rogers.

Time: 2:42. Attendance-44,624.

**GAME 3
FRIDAY, OCTOBER 15**

BRAVES	1 0 0	0 0 0	0 0 0	-	1	3	1
METS	0 0 0	0 0 0	0 0 0	-	0	7	2

WP: Glavine (1-0), LP: Leiter (0-1), SV: Rocker (2)

E-Weiss, Leiter, Piazza. DP-Atlanta-1; New York-2. SB-Williams (2), Boone (1). S-Glavine.

Time-3:04. Attendance-55,911.

**GAME 4
SATURDAY, OCTOBER 16**

BRAVES	0 0 0	0 0 0	0 2 0	-	2	3	0
METS	0 0 0	0 0 1	0 2 X	-	3	5	0

WP: Wendell (1-0), LP: Remlinger (0-1), SV: Benitez (1)

DP-Atlanta-0; New York-0. HR-Jordan (2), Klesko (1), Olerud (1). SB-Cedeño-2 (2), Mora (1).

Time-2:20. Attendance-55,872.



Edgaro Alfonzo had four of his six hits in the series go for extra bases.

POSTSEASON

2000 DIVISION SERIES



SAN FRANCISCO GIANTS vs. NEW YORK METS

METS WON SERIES, 3-1



For the first time in franchise history, the Mets qualified for the postseason in consecutive years. New York met the team that abandoned the city in 1958, the San Francisco Giants.

In Game 1, the Giants scored four times in the third inning to break a 1-1 tie and won, 5-1.

Timo Perez, subbing for an injured Derek Bell, collected three hits and two RBI in Game 2. The Mets took a three-run lead into the ninth, but J.T. Snow hit a three-run home run to tie the contest. Jay Payton's RBI single in the 10th gave New York a 5-4 lead and John Franco struck out Barry Bonds to end the game.



Bobby Jones pitches a one-hitter in Game 4 of the Division Series to send the Mets to the NLCS.

Back at Shea for Game 3, the Mets trailed 2-1 until Edgardo Alfonzo's two-out, RBI double in the eighth. Benny Agbayani crushed a solo walk-off home run in the 13th to lift New York to a 3-2 triumph.

Bobby J. Jones hurled baseball's first postseason complete-game, one-hit shutout in 33 years as the Mets advanced to the NLCS with a 4-0 win in Game 4. Jeff Kent collected the Giants' only hit, a double in the fifth inning. Robin Ventura got the Mets on the board with a two-run home run in the first.



Robin Ventura celebrates with Jay Payton and Timo Perez during the 2000 run to the World Series.

SERIES STATISTICS

PLAYER	AVG.	G	AB	H	2B	3B	HR	RBI
Abbott, ss	.000	1	2	0	0	0	0	0
Agbayani, of	.333	4	15	5	1	0	1	1
Alfonzo, 2b	.278	4	18	5	2	0	1	5
Bell, of	.000	1	1	0	0	0	0	0
Bordick, ss	.167	4	12	2	0	0	0	0
Hamilton, of	.500	3	4	2	1	0	0	0
Hampton, p	.500	1	2	1	0	0	0	0
Harris, ph	.000	2	2	0	0	0	0	0
McEwing, ph	1.000	4	1	1	0	0	0	0
Payton, of	.176	4	17	3	0	0	0	2
Perez, of	.294	4	17	5	1	0	0	3
Piazza, c	.214	4	14	3	1	0	0	0
Pratt, c	.000	1	1	0	0	0	0	0
Trammell, of	.000	0	0	0	0	0	0	0
Ventura, 3b	.143	4	14	2	0	0	1	2
Zeile, 1b	.071	4	14	1	1	0	0	0
TOTALS	.210	143	307	70	7	0	3	13

PITCHER	W-L	ERA	G	SV	IP	ER	SO
Benitez	1-0	6.00	2	0	3.0	2	3
Cook	0-0	0.00	2	0	1.1	0	1
Franco	0-0	0.00	2	1	2.0	0	2
Hampton	0-1	8.44	1	0	5.1	5	2
Jones	1-0	0.00	1	0	9.0	0	5
Leiter	0-0	2.25	1	0	8.0	2	6
Reed	0-0	3.00	1	0	6.0	2	6
Rusch	0-0	0.00	1	0	0.2	0	2
Wendell	0-0	0.00	2	0	2.0	0	5
White	1-0	0.00	2	0	2.2	0	4
TOTALS	3-1	2.48	14	1	40.0	11	36

**GAME 1
WEDNESDAY, OCTOBER 4**

METS	0	0	1	0	0	0	0	0	-	1	5	0
GIANTS	1	0	4	0	0	0	0	0	-	5	10	0

WP: Hernandez (1-0), LP: Hampton (0-1). SV: None
 2B-Zeile, Mueller, Aurilia. 3B-Bonds. HR-Burks (1). SB-Bonds (1).
 SF-Payton.
 Time-3:06. Attendance-40,430.

**GAME 2
THURSDAY, OCTOBER 5**

METS	0	2	0	0	0	0	2	1	-	5	10	0
GIANTS	0	1	0	0	0	0	3	0	-	4	8	0

WP: Benitez (1-0), LP: Rodriguez (0-1). SV: Franco (1)
 DP-New York-1; San Francisco-2. 2B-Piazza, Hamilton, Bonds,
 Burks. HR-Snow (1), Alfonzo (1). SB-Kent (1). S-Benard.
 Time-3:41. Attendance-40,430.

**GAME 3
SATURDAY, OCTOBER 7**

GIANTS	0	0	2	0	0	0	0	0	0	-	2	11	0
METS	0	0	0	0	1	0	1	0	0	0	1	-	3

WP: White (1-0), LP: Fultz (0-1). SV: None
 DP-New York-0; San Francisco-2. 2B-Mueller, Alfonzo. HR-
 Agbayani (1). SB-Payton (1), Harris (1). S-Mueller.
 Time-5:22. Attendance-56,270.

**GAME 4
SUNDAY, OCTOBER 8**

GIANTS	0	0	0	0	0	0	0	0	-	0	1	1
METS	2	0	0	2	0	0	0	X	-	4	6	0

WP: Jones (1-0), LP: Gardner (0-1). SV: None
 E-Aurilia. 2B-Kent, Perez, Alfonzo, Agbayani. HR-Ventura (1).
 SB-Perez (1).
 Time-2:48. Attendance-56,245.



Benny Agbayani celebrates after crushing a walk-off home run in the 13th inning in Game 3 of the NLDS at Shea.

2000 LEAGUE CHAMPIONSHIP SERIES



ST. LOUIS CARDINALS vs. NEW YORK METS

METS WON SERIES, 4-1



New York defeated its longtime nemesis, the St. Louis Cardinals, in five games to advance to its first World Series since 1986.

In Game 1, Mike Piazza had an RBI double as the Mets jumped on top 2-0 in the first inning. Jay Payton and Todd Zeile cracked home runs in the top of the ninth to give New York some breathing room in a 6-2 victory.

In Game 2, the Mets never trailed, but let leads of 2-0, 3-1, and 5-3 vanish before Payton's ninth-inning RBI single gave New York a 6-5 win.

The Cardinals ruined the Mets return to Shea scoring five runs in the first four innings en route to an 8-2 win in Game 3.

New York set a postseason record with five doubles in one inning (first) and scored seven runs in the first two innings in a 10-6 victory. Robin Ventura had three RBI, while Piazza, Todd Zeile and Benny Agbayani each chipped in with two RBI.

Mike Hampton closed out the NLCS and picked up his second win of the series with a complete-game, three-hit, 7-0 shutout in Game 5. Edgardo Alfonzo singled home Timo Perez in the first inning to set a new club record with 16 career postseason RBI. Ventura would add an RBI single later in the inning. Zeile's bases-loaded, bases-clearing double in the fourth put the game away. Rick Wilkins flew out to Perez in center field for the final out.

Hampton was named the NLCS MVP for his efforts. He finished with 16.0 scoreless innings, surrendering nine hits with 12 strikeouts. Zeile finished the NLCS hitting .368 (7-19) with eight RBI and Perez tied an NLCS record by scoring eight runs.

SERIES STATISTICS									
PLAYER	AVG.	G	AB	H	2B	3B	HR	RBI	
Abbott, ss	.000	2	3	0	0	0	0	0	0
Agbayani, of	.353	5	17	6	2	0	0	3	
Alfonzo, 2b	.444	5	18	8	1	1	0	4	
Bordick, ss	.077	5	13	1	0	0	0	0	0
Franco, M, ph	.000	2	3	0	0	0	0	0	0
Hamilton, of	.000	3	2	0	0	0	0	0	0
Hampton, p	.167	2	6	1	0	0	0	0	0
Harris, ph	.000	2	1	0	0	0	0	0	0
Jones, p	.000	1	2	0	0	0	0	0	0
Leiter, p	.000	1	3	0	0	0	0	0	0
McEwing, ph	.000	4	0	0	0	0	0	0	0
Payton, of	.158	5	19	3	0	0	1	3	
Perez, of	.304	5	23	7	2	0	0	0	0
Piazza, c	.412	5	17	7	3	0	2	4	
Pratt, c	.000	0	0	0	0	0	0	0	0
Reed, p	.000	1	1	0	0	0	0	0	0
Trammell, of	.000	3	3	0	0	0	0	0	0
Ventura, 3b	.214	5	14	3	1	0	0	5	
Zeile, 1b	.368	5	19	7	3	0	1	8	
TOTALS	.262	164	43	12	1	4	27		

PITCHER	W-L	ERA	G	SV	IP	ER	SO
Benitez	0-0	0.00	3	1	3.0	0	2
Cook	0-0	0.00	1	0	1.0	0	2
Franco, J.	0-0	6.75	3	0	2.2	2	2
Hampton	2-0	0.00	2	0	16.0	0	12
Jones	0-0	13.50	1	0	4.0	6	2
Leiter	0-0	3.86	1	0	7.0	3	9
Reed	0-1	10.80	1	0	3.1	4	4
Rusch	1-0	0.00	2	0	3.2	0	3
Wendell	1-0	0.00	2	0	1.1	0	2
White	0-0	9.00	1	0	3.0	3	1
TOTALS	4-1	3.60	1	1	45.0	18	39



Mike Hampton celebrates after hurling a three-hitter to beat St. Louis, 7-0, in Game 5 of the 2000 NLCS to send the Mets to their first World Series since 1986.



Long-time Met John Franco takes part in the festivities after the Mets clinched a berth to their fourth World Series.

**GAME 1
WEDNESDAY, OCTOBER 11**

METS	2 00	010	003	-	6	8	3
CARDINALS	000	000	002	-	2	9	0

WP: Hampton (1-0), LP: Kile (0-1). SV: None
 E-Perez, Agbayani, Abbott. DP-New York-0; St. Louis-1;
 2B-Perez, Piazza, Clark, Lankford. HR-Payton (1), Zeile (1). SF-
 Ventura.
 Time-3:08. Attendance-52,255.

**GAME 2
THURSDAY, OCTOBER 12**

METS	2 01	000	021	-	6	9	0
CARDINALS	010	020	020	-	5	10	3

WP: Wendell (1-0), LP: Timlin (0-1). SV: Benitez (1)
 E-Vina, Edmonds, Clark. 2B-Zeile, Agbayani, Renteria, Tatis,
 Clark, Dunston, Drew. 3B-Alfonzo. HR-Piazza (1). SB-Renteria-3
 (3). S-Agbayani, Dunston. SF-Zeile.
 Time-3:59. Attendance-52,250.

**GAME 3
SATURDAY, OCTOBER 14**

CARDINALS	2 02	130	000	-	8	14	0
METS	1 00	100	000	-	2	7	1

WP: An. Benes (1-0), LP: Reed (0-1). SV: None
 E-Ventura. DP-St. Louis-2; New York-0. 2B-Edmonds, Tatis.
 SF-Tatis.
 Time-3:23. Attendance-55,693.

**GAME 4
SUNDAY, OCTOBER 15**

CARDINALS	2 00	130	000	-	6	11	2
METS	4 30	102	00X	-	10	9	0

WP: Rusch (1-0), LP: Kile (0-2). SV: None
 E-Tatis-2. DP-St. Louis-0; New York-1. 2B-Vina, Davis, Perez,
 Alfonzo, Piazza, Ventura, Zeile, Agbayani. HR-Piazza (2), Clark
 (1), Edmonds (1). SB-Perez (1). S-Renteria, Rusch. SF-Renteria,
 Ventura.
 Time-3:14. Attendance-55,665.

**GAME 5
MONDAY, OCTOBER 16**

CARDINALS	0 00	000	000	-	0	3	2
METS	3 00	300	10X	-	7	10	0

WP: Hampton (2-0), LP: Hentgen (0-1). SV: None
 E-Clark, Hernandez. 2B-Piazza, Zeile. SB-Perez (2). S-Hampton.
 Time-3:17. Attendance-55,695.



Mike Piazza, Al Leiter and Armando Benitez celebrate advancing to the World Series.

2000 WORLD SERIES



NEW YORK YANKEES vs. NEW YORK METS METS LOST SERIES, 4-1



The Fall Classic was billed as the city's first Subway Series since 1956, as the Mets faced the New York Yankees.

In Game 1, the Yankees jumped out to a 2-0 lead, but the Mets scored three times in the sixth on a two-run single by Bubba Trammell and an RBI single by Edgardo Alfonzo. The Yankees tied the game in the bottom of the ninth on a sacrifice fly by Chuck Knoblauch and won the game in the 12th on a two-out, bases loaded single by Jose Vizcaino.

Roger Clemens fired 8.0 shutout innings as the Mets fell, 6-5, in Game 2. The Mets scored five times in the ninth on a two-run home run by Piazza and a three-run shot by Jay Payton.



Mike Piazza celebrates after the Mets' 4-2 Game 3 victory at Shea Stadium.

The World Series returned to Shea for the first time since 1986 and the Mets responded with a 4-2 victory in Game 3. Benny Agbayani laced an RBI double in the eighth to snap a 2-2 tie. John Franco earned the win after starter Rick Reed hurled 6.0 innings.

The Bronx Bombers scored single runs in the first three innings and hung on to beat the Mets, 3-2, in Game 4. Piazza's two-run home run put the Mets on the board in the third.

The Yankees topped the Mets, 4-2, in Game 5 to win their third straight World Series. Al Leiter fired 8.2 brilliant innings, before Luis Sojo's ninth-inning, two-out, RBI single to center field broke a 2-2 tie. Derek Jeter was named the Series MVP.

SERIES STATISTICS									
PLAYER	AVG.	G	AB	H	2B	3B	HR	RBI	
Abbott, ss	.250	5	8	2	1	0	0	0	
Agbayani, of	.278	5	18	5	2	0	0	2	
Alfonzo, 2b	.143	5	21	3	0	0	0	1	
Bordick, ss	.125	4	8	1	0	0	0	0	
Franco, M.	.000	1	1	0	0	0	0	0	
Hamilton, of	.000	4	3	0	0	0	0	0	
Harris, ph	.000	3	4	0	0	0	0	0	
Jones, p	.000	1	2	0	0	0	0	0	
Leiter, p	.000	2	2	0	0	0	0	0	
McEwing, ph	.000	3	1	0	0	0	0	0	
Payton, of	.333	5	21	7	0	0	1	3	
Perez, of	.125	5	16	2	0	0	0	0	
Piazza, c	.273	5	22	6	2	0	2	4	
Pratt, c	.000	1	2	0	0	0	0	0	
Reed, p	1.000	1	1	1	0	0	0	0	
Trammell, of	.400	4	5	2	0	0	0	3	
Ventura, 3b	.150	5	20	3	1	0	1	1	
Zeile, 1b	.400	5	20	8	2	0	0	1	
TOTAL	.229	175	40	8	0	4	15		

PITCHER	W-L	ERA	G	SV	IP	ER	SO
Benitez	0-0	3.00	3	1	3.0	1	2
Cook	0-0	0.00	3	0	0.2	0	1
Franco, J	1-0	0.00	4	0	3.1	0	1
Hampton	0-1	6.00	1	0	6.0	4	4
Jones	0-1	5.40	1	0	5.0	3	3
Leiter	0-1	2.87	2	0	15.2	5	16
Reed	0-0	3.00	1	0	6.0	2	8
Rusch	0-0	2.25	3	0	4.0	1	2
Wendell	0-1	5.39	2	0	1.2	1	2
White	0-0	6.77	1	0	1.1	1	1
TOTAL	1-4	3.47	1	1	46.2	18	40



The Mets and Yankees met in the first Subway Series since 1956. Here the two teams line-up for the national anthem before Game 3 of the 2000 World Series.

GAME 1
SATURDAY, OCTOBER 21

METS	000	000	300	000	-	3	10	0
YANKEES	000	002	001	001	-	4	12	0

WP: Stanton (1-0), LP: Wendell (0-1), SV: None
 DP-Mets-1, Yankees-0. 2B-Zeile, Agbayani, Abbott, Justice, Posada. S-Bordick. SF-Knoblach.
 Time-4:51. Attendance-55,913

GAME 2
SUNDAY, OCTOBER 22

METS	000	000	005	-	5	7	3
YANKEES	210	010	11X	-	6	12	1

WP: Clemens (1-0), LP: Hampton (0-1), SV: None
 E-Perez, Payton, Bordick, Clemens. 2B-Jeter-2, Martinez, O'Neill. HR-Payton (1), Piazza (1), Brosius (1). SF-Brosius.
 Time-3:30. Attendance-56,059.

GAME 3
TUESDAY, OCTOBER 24

YANKEES	001	100	000	-	2	8	0
METS	010	001	02X	-	4	9	0

WP: Franco (1-0), LP: Hernandez (0-1), SV: Benitez (1)
 DP-Yankees-0; Mets-1. 2B-Justice, O'Neill, Piazza, Ventura, Zeile, Agbayani. 3B-O'Neill. HR-Ventura (1). S-Hernandez, Reed. SF-Trammell.
 Time-3:39. Attendance-55,299.

GAME 4
WEDNESDAY, OCTOBER 25

YANKEES	111	000	000	-	3	8	0
METS	002	000	000	-	2	6	1

WP: Nelson (1-0), LP: Jones (0-1), SV: Rivera (1)
 E-Trammell. DP-Yankees-1, Mets-1. 3B-Jeter, O'Neill. HR-Piazza (2), Jeter (1). SB-Sojo (1). SF-Brosius.
 Time-3:20. Attendance-55,290.

GAME 5
THURSDAY, OCTOBER 26

YANKEES	010	001	002	-	4	7	1
METS	020	000	000	-	2	8	1

WP: Stanton (2-0), LP: Leiter (0-1), SV: Rivera (2)
 E-Pettitte, Payton. 2B-Piazza. HR-Williams (1), Jeter (2). S-Leiter.
 Time-3:32. Attendance- 55,292.



2006 DIVISION SERIES



LOS ANGELES DODGERS vs. NEW YORK METS METS WON SERIES, 3-0



New York swept the Dodgers, three games to none, to advance to the NLCS.

The Mets won Game 1, 6-5, as Carlos Delgado went 4-5 with two RBI and David Wright chipped in with three RBI. Delgado became the fifth player in major league history to have four or more hits with at least one home run in his first career postseason game. Delgado also tied the team record with four hits in a playoff game.

In the second inning, Russell Martin singled to right, Shawn Green retrieved the ball and threw it to Jose Valentin, whose relay throw to Paul Lo Duca nailed Jeff Kent at the plate. Lo Duca then turned around and tagged out J.D. Drew trying to score.



Carlos Delgado batted .429 (6-14) with a home run and two RBI in the Mets' sweep of the Dodgers in the NLDS.

Tom Glavine posted his 13th career postseason victory in New York's 4-1 win over the Dodgers in Game 2. Glavine fired 6.0-shutout innings. Billy Wagner notched his second save of the series with a 1-2-3 ninth inning.

The Mets completed the sweep with a 9-5 triumph at Los Angeles. The Mets grabbed a 3-0 first inning lead, but the Dodgers regained a 5-4 lead after five innings. New York regained the lead with consecutive RBI singles by Reyes, Lo Duca and Carlos Beltrán in the sixth inning. Green had three hits and two RBI. He also caught the final out (Ramon Martinez) of the series.

Delgado finished the series with a .429 (6-14) batting average, while Lo Duca hit .455 (5-11) with a double and three RBI.

M		SERIES STATISTICS										LA	
PLAYER	AVG.	G	AB	H	2B	3B	HR	RBI					
Beltrán, of	.222	3	9	2	0	0	0	1					
Chavez, of	.375	3	8	3	0	0	0	0					
Delgado, 1b	.429	3	14	6	0	0	1	2					
Floyd, of	.444	3	9	4	0	0	1	2					
Franco, ph	.000	2	2	0	0	0	0	1					
Glavine, p	.000	1	1	0	0	0	0	0					
Green, of	.333	2	9	3	2	0	0	2					
Lo Duca, c	.455	3	11	5	1	0	0	3					
Maine, p	.000	1	1	0	0	0	0	0					
Mota, p	.000	2	1	0	0	0	0	0					
Reyes, ss	.167	3	12	2	0	0	0	3					
Trachsel, p	.000	1	2	0	0	0	0	0					
Tucker, ph	.000	2	1	0	0	0	0	0					
Valentin, 2b	.000	3	9	0	0	0	0	0					
Woodward, ph	1.000	1	1	1	1	0	0	0					
Wright, 3b	.333	3	12	4	2	0	0	4					
TOTAL	.294	102	30	6	0	2	18						

PITCHER	W-L	ERA	G	SV	IP	ER	SO
Bradford	0-0	0.00	2	0	0.1	0	0
Feliciano	1-0	0.00	3	0	1.2	0	2
Glavine	1-0	0.00	1	0	6.0	0	2
Heilman	0-0	3.00	3	0	3.0	1	1
Maine	0-0	2.08	1	0	4.1	1	5
Mota	1-0	6.75	2	0	4.0	3	5
Oliver	0-0	20.25	1	0	1.1	3	0
Trachsel	0-0	5.40	1	0	3.1	2	2
Wagner	0-0	3.00	3	2	3.0	1	4
TOTAL	3-0	3.67	2	27.0	11	21	

**GAME 1
WEDNESDAY, OCTOBER 4**

DODGERS	0 1 0	0 0 0	3 0 1	-	5	11	1
METS	0 0 0	2 0 2	2 0 X	-	6	9	1

WP: Mota (1-0), LP: Penny (0-1), SV: Wagner (1)

E-Kent, Valentin. 2B-Anderson, Garciaparra, Betemit, Martinez, Wright-2. HR-Delgado (1), Floyd (1). SB-Furcal (1), Reyes (1).

S-Lowe.

Time-3:05. Attendance- 56,979.

**GAME 3
SATURDAY, OCTOBER 7**

METS	3 0 1	0 0 3	0 2 0	-	9	14	2
DODGERS	0 0 0	2 3 0	0 0 0	-	5	16	2

WP: Feliciano (1-0), LP: Broxton (0-1), SV: None

E-Wright, Beltrán, Loney, Betemit. 2B-Green-2, Woodward, Kent. HR-Kent (1).

Time-3:51. Attendance-56,293.

**GAME 2
THURSDAY, OCTOBER 5**

DODGERS	0 0 0	0 0 0	0 1 0	-	1	5	1
METS	0 0 1	0 1 2	0 0 X	-	4	7	0

WP: Glavine (1-0), LP: Kuo (0-1), SV: Wagner (2)

E-Tomko. 2B-Lugo, Lo Duca. HR-Betemit (1). S-Glavine, Valentin. SF-Lo Duca.

Time-2:57. Attendance-57,029.



Paul Lo Duca prepares to tag out J.D. Drew trying to score after already tagging out Jeff Kent on the same play in the second inning of Game 1 of the 2006 NLDS.

2006 LEAGUE CHAMPIONSHIP SERIES



ST. LOUIS CARDINALS vs. NEW YORK METS METS LOST SERIES, 4-3



The Cardinals defeated the Mets in a seven-game series. Tom Glavine, Guillermo Mota and Billy Wagner combined on a 2-0 shutout in Game 1. Carlos Beltrán cracked a two-run home run in the sixth inning.

Carlos Delgado hit two home runs and drove in four runs in Game 2, but So Taguchi hit a solo home run off Wagner in the ninth inning that snapped a 6-6 tie to lift St. Louis to 9-6 victory.

St. Louis scored five runs off Steve Trachsel in the first two innings and Jeff Suppan hurled 8.0-shutout innings as the Cardinals defeated the Mets, 5-0, in Game 3.

Delgado delivered five RBI and Beltrán crushed two home runs as New York evened the series at two games apiece with a 12-5 triumph in Game 4. Jose Valentin laced a bases-loaded, bases-clearing double in a six-run sixth inning. New York established club LCS records with four home runs and 12 runs scored. The 12 runs were also the most by the Mets in any playoff game.

St. Louis won Game 5, 4-2, behind home runs from Albert Pujols and Chris Duncan.

The Mets returned to Shea and captured Game 6, 4-2. José Reyes led off the game with a home run and Paul Lo Duca had a two-out, two-run single in the seventh inning. John Maine fired 5.1 scoreless innings to pick up the win.

New York fell, 3-1, in Game 7. Yadier Molina hit a two-run home run in the ninth inning off Aaron Heilman that snapped a 1-1 tie. David Wright had an RBI single in the first inning. Endy Chavez made one of the greatest postseason catches ever when he robbed Scott Rolen of a two-run home run in the sixth inning. Jeff Suppan was named the NLCS Most Valuable Player.

SERIES STATISTICS								
PLAYER	AVG.	G	AB	H	2B	3B	HR	RBI
Beltrán, of	.296	7	27	8	1	0	3	4
Chavez, of	.185	7	27	5	2	0	0	0
Delgado, 1b	.304	7	23	7	3	0	3	9
Floyd, ph	.000	3	3	0	0	0	0	0
Franco, ph	.000	2	2	0	0	0	0	0
Glavine, p	.000	2	4	0	0	0	0	0
Green, of	.304	7	23	7	1	0	0	2
Hernandez, ph	.000	2	1	0	0	0	0	0
Lo Duca, c	.207	7	29	6	1	0	0	3
Maine, p	.000	2	2	0	0	0	0	0
Oliver, p	.000	1	2	0	0	0	0	0
Perez, p	.000	2	5	0	0	0	0	0
Reyes, ss	.281	7	32	9	1	1	1	2
Tucker, ph	.400	6	5	2	0	0	0	0
Valentin, 2b	.250	7	24	6	2	0	0	5
Wright, 3b	.160	7	25	4	1	0	1	2
TOTAL	.231	234	54	12	1	8	27	

PITCHER	W-L	ERA	G	SV	IP	ER	SO
Bradford	0-0	0.00	5	0	5.1	0	2
Feliciano	0-0	3.00	3	0	3.0	1	1
Glavine	1-1	2.45	2	0	11.0	3	4
Heilman	0-1	4.15	3	0	4.1	2	5
Hernandez	0-0	0.00	3	0	2.1	0	0
Maine	1-0	2.89	2	0	9.1	3	8
Mota	0-0	4.15	5	0	4.1	2	2
Oliver	0-0	0.00	1	0	6.0	0	3
Perez	1-0	4.63	2	0	11.2	6	7
Trachsel	0-1	45.00	1	0	1.0	5	1
Wagner	0-1	16.88	3	1	2.2	5	0
TOTAL	3-4	3.98	1	61.0	27	33	



Billy Wagner closes out Game 1 of the NLCS vs. St. Louis.

**GAME 1
THURSDAY, OCTOBER 12**

CARDINALS	000	000	000	-	0	4	0
METS	000	002	00X	-	2	6	0

WP: Glavine (1-0), LP: Weaver (0-1), SV: Wagner (1)
 2B-Delgado-2. HR-Beltrán (1). SB-Green.
 Time-2:52. Attendance-56,311.

**GAME 2
FRIDAY, OCTOBER 13**

CARDINALS	022	000	203	-	9	10	1
METS	310	011	000	-	6	9	2

WP: Kinney (1-0), LP: Wagner (0-1), SV: None
 E-Belliard, Delgado, Lo Duca. 2B-Molina, Pujols, Spiezio, Reyes, Chavez, Lo Duca. HR-Edmonds (1), Taguchi (1), Delgado-2 (2). SB-Eckstein. S-Lo Duca, Maine.
 Time-3:58. Attendance-56,349.

**GAME 3
SATURDAY, OCTOBER 14**

METS	000	000	000	-	0	3	0
CARDINALS	230	000	00X	-	5	8	0

WP: Suppan (1-0), LP: Trachsel (0-1), SV: None
 3B-Reyes, Spiezio. HR-Suppan (1). SB-Beltrán. S-Suppan-2.
 Time-2:53. Attendance-47,053.

**GAME 4
SUNDAY, OCTOBER 15**

METS	002	036	100	-	12	14	1
CARDINALS	011	012	000	-	5	11	1

WP - Perez (1-0), LP - Thompson (0-1), SV - None
 E-Delgado, Belliard. 2B-Delgado, Valentin. 3B-Encarnacion.
 HR-Beltrán-2 (3), Delgado (3), Wright (1), Eckstein (1), Edmonds (2), Molina (1). SB-Belliard.
 Time-3:31. Attendance- 46,600.

**GAME 5
TUESDAY, OCTOBER 17**

METS	000	200	000	-	2	8	0
CARDINALS	000	211	00X	-	4	10	0

WP: Weaver (1-1), LP: Glavine (1-1), SV: Wainwright (1)
 2B-Chavez, Valentin, Wright, Wilson, Green. 3B-Miles. HR-Pujols (1), Duncan (1). SB-Eckstein.
 Time-3:26. Attendance-46,496.

**GAME 6
WEDNESDAY, OCTOBER 18**

CARDINALS	000	000	002	-	2	7	1
METS	100	100	20X	-	4	10	0

WP: Maine (1-0), LP: Carpenter (0-1), SV: None
 E-Rolen. 2B-Rolen, Taguchi. HR-Reyes (1). SB-Eckstein, Reyes, Tucker.
 Time-2:56. Attendance-56,334.

**GAME 7
THURSDAY, OCTOBER 19**

CARDINALS	010	000	002	-	3	6	1
METS	100	000	000	-	1	4	1

WP: Flores (1-0), LP: Heilman (0-1), SV: Wainwright (2)
 E-Rolen, Delgado. 2B-Eckstein, Beltrán. HR-Molina (2). S-Belliard, Suppan.
 Time-3:23. Attendance-56,357.



Endy Chavez leaps high above the left field wall to rob Scott Rolen of a two-run home run in the sixth inning of Game 7 of the NLCS vs. St. Louis.

2015 DIVISION SERIES



LOS ANGELES DODGERS vs. NEW YORK METS METS WON SERIES, 3-2



The Mets improved to 4-0 all-time in the Division Series, winning the best-of-five series in five games.

In Game 1, Jacob deGrom outdueled Clayton Kershaw in Los Angeles as the Mets won 3-1. DeGrom tossed 7.0-shutout innings and had 13 strikeouts, tying the club-record for a postseason game. Daniel Murphy hit a solo home run in the fourth and David Wright added a two-out, two-run single in the seventh.



David Wright and Jacob deGrom share a moment after the Mets' win in Game 5 of the NLDS at Dodger Stadium.

The Dodgers evened the series with a 5-2 win in Game 2. Trailing 2-1, Los Angeles scored four times in the seventh. Chase Utley's slide into second broke Ruben Tejada's leg and extended the inning. Adrián González added a two-run double.

In Game 3, Curtis Granderson had five RBI and Yoenis Céspedes had three RBI in a 13-7 win. Granderson had a bases-loaded, bases-clearing double in the second to give the Mets a 4-3 lead. Travis d'Arnaud added a two-run homer. Matt Harvey won, allowing two earned runs over 5.0 innings.

In Game 4, Kershaw allowed one run over 7.0 innings with eight strikeouts as the Dodgers evened the series with a 3-1 win.



SERIES STATISTICS



PLAYER	AVG.	G	AB	H	2B	3B	HR	RBI
Céspedes, of	.250	5	20	5	0	0	2	4
Conforto, of	.143	4	7	1	0	0	1	2
Cuddeyer, of	.000	3	4	0	0	0	0	0
d'Arnaud, c	.158	5	19	3	0	0	1	4
deGrom, p	.000	2	4	0	0	0	0	0
Duda, 1b	.111	5	18	2	0	0	0	0
Familia, p	.000	4	1	0	0	0	0	0
Flores, ss	.300	4	10	3	1	0	0	0
Granderson, of	.389	5	18	7	2	0	0	5
Harvey, p	.000	1	2	0	0	0	0	0
Johnson, ph	.250	4	4	1	0	0	0	0
Lagares, of	.429	4	7	3	2	0	0	0
Matz, p	.000	1	0	0	0	0	0	0
Murphy, 2b	.333	5	21	7	1	0	3	5
Syndergaard, p	.000	2	2	0	0	0	0	0
Tejada, ss	.000	2	5	0	0	0	0	0
Wright, 3b	.063	5	16	1	0	0	0	2
TOTAL	.208	159	33	6	0	7	22	

PITCHER	W-L	ERA	G	SV	IP	ER	SO
Clippard	0-0	5.40	2	0	1.2	1	0
Colón	0-0	4.50	3	0	4.0	2	5
deGrom	2-0	1.38	2	0	13.0	2	20
Familia	0-0	0.00	4	2	5.1	0	3
Goeddel	0-0	---	1	0	0.0	3	0
Harvey	1-0	3.60	1	0	5.0	2	7
Matz	0-1	5.40	1	0	5.0	3	4
Niese	0-0	0.00	1	0	0.1	0	1
Reed	0-0	6.75	2	0	1.1	1	1
Robles	0-0	0.00	1	0	1.0	0	2
Syndergaard	0-1	3.68	2	0	7.1	3	11
TOTAL	3-2	3.48	2	44.0	17	54	

The Mets won Game 5, 3-2, at Los Angeles as deGrom outdueled Zack Greinke. Murphy delivered an RBI double in the first inning, but the Dodgers scored twice in the bottom of the first. d'Arnaud's fourth-inning sacrifice fly tied the game at 2-2 and Murphy hit a solo home run off Greinke in the sixth. Jeurys Familia worked the final 2.0 innings for the save.

**GAME 1
FRIDAY, OCTOBER 9**

METS	000	100	200	-	3	5	0
DODGERS	000	000	010	-	1	7	0

WP: deGrom (1-0), LP: Kershaw (0-1). SV: Familia (1)
 2B-Turner, Seager, Kendrick. HR-Murphy (1). S-deGrom.
 Time-3:14. Attendance-54,428.

**GAME 2
SATURDAY, OCTOBER 10**

METS	020	000	000	-	2	5	0
DODGERS	000	100	40X	-	5	7	0

WP: Greinke (1-0), LP: Syndergaard (0-1). SV: Jansen (1)
 2B-Turner-2, Ethier, Gonzalez. HR-Céspedes (1), Conforto (1).
 SB-Crawford, Hernandez.
 Time-3:24. Attendance-54,455.

**GAME 3
MONDAY, OCTOBER 12**

DODGERS	030	000	103	-	7	13	0
METS	042	400	30X	-	13	13	1

WP: Harvey (1-0), LP: Anderson (0-1). SV: None
 E-Granderson. 2B -Granderson -2, Lagares, Flores. HR-
 d'Arnaud (1), Céspedes (2), Gonzalez (1), Kendrick (1).
 SF-Conforto.
 Time-3:42. Attendance-44,276.

**GAME 4
TUESDAY, OCTOBER 13**

DODGERS	003	000	000	-	3	7	0
METS	000	100	000	-	1	3	0

WP: Kershaw (1-1), LP: Matz (0-1). SV: Jansen (2)
 2B-Turner. HR-Murphy (2). SB-Granderson.
 Time-2:50. Attendance- 44,183.

**GAME 5
THURSDAY, OCTOBER 15**

METS	100	101	000	-	3	7	1
DODGERS	200	000	000	-	2	6	1

WP: deGrom (2-0), LP: Greinke (1-1). SV: Familia (2)
 E-Flores, Hernandez. 2B-Murphy, Lagares, Turner-2. HR-
 Murphy (3). S-Greinke-2. SF-d'Arnaud. SB-Murphy, Turner.
 Time-3:13. Attendance-54,602.

POSTSEASON EXTRA-INNING GAMES

Date	Game #	Game Result
October 15, 1969	WS Game 4	Mets 2, Orioles 1 (10 innings) at Shea
October 9, 1973	NLCS Game 4	Reds 2, Mets 1 (12 innings) at Shea
October 14, 1973	WS Game 2	Mets 10, Athletics 7 (12 innings) at Oakland
October 16, 1973	WS Game 3	Athletics 3, Mets 2 (11 innings) at Shea
October 14, 1986	NLCS Game 5	Mets 2, Astros 1 (12 innings) at Shea
October 15, 1986	NLCS Game 6	Mets 7, Astros 6 (16 innings) at Houston
October 25, 1986	WS Game 6	Mets 6, Red Sox 5 (10 innings) at Shea
October 9, 1988	NLCS Game 4	Dodgers 5, Mets 4 (12 innings) at Shea
October 9, 1999	NLDS Game 4	Mets 4, Diamondbacks 3 (10 innings) at Shea
October 17, 1999	NLCS Game 5	Mets 4, Braves 3 (15 innings) at Shea
October 19, 1999	NLCS Game 6	Braves 10, Mets 9 (11 innings) at Atlanta
October 5, 2000	NLDS Game 2	Mets 5, Giants 4 (10 innings) at San Francisco
October 7, 2000	NLDS Game 3	Mets 3, Giants 2 (13 innings) at Shea
October 21, 2000	WS Game 1	Yankees 4, Mets 3 (12 innings) at Yankee Stadium
October 27, 2015	WS Game 1	Royals 5, Mets 4 (14 innings) at Kansas City
November 1, 2015	WS Game 5	Royals 7, Mets 2 (12 innings) at Citi Field

Record: 9-7

2015 LEAGUE CHAMPIONSHIP SERIES



CHICAGO CUBS vs. NEW YORK METS METS WON SERIES, 4-0



The Mets swept the Cubs, four games to none, in their first-ever playoff match-up against each other. The Mets won the first two games at home before closing out the series in Chicago, advancing to the club's fifth World Series.

In Game 1, Matt Harvey allowed two runs over 7.2 innings to pick up the win and Jeury's Familia worked the final 1.1 innings to earn the save. Daniel Murphy hit a solo home run in the first inning and Curtis Granderson snapped a 1-1 tie with a two-out RBI single in the fifth off Jon Lester. Travis d'Arnaud hit a solo home run in the sixth and Granderson added a sacrifice fly in the seventh in a 4-2 triumph.

Murphy hit a two-run home run in a three-run first inning off Jake Arrieta in Game 2 as the Mets won, 4-1. Noah Syndergaard allowed one run and racked up nine strikeouts over 5.2 innings. It was Arrieta's first loss since July 25.



Daniel Murphy was named the NLCS MVP after hitting .529 (9-17) with four home runs and six RBI.

SERIES STATISTICS

PLAYER	AVG.	G	AB	H	2B	3B	HR	RBI
Céspedes, of	.286	4	14	4	1	0	0	3
Conforto, of	.000	3	8	0	0	0	0	0
Cuddyer, of	.250	2	4	1	0	0	0	0
d'Arnaud, c	.267	4	15	4	0	0	2	2
deGrom, p	.000	1	3	0	0	0	0	0
Duda, 1b	.400	4	10	4	2	0	1	6
Flores, ss	.286	4	14	4	1	1	0	0
Granderson, of	.200	4	15	3	0	0	0	2
Harvey, p	.000	1	2	0	0	0	0	0
Johnson, ph	.000	2	2	0	0	0	0	0
Lagares, of	.333	4	6	2	0	0	0	0
Matz, p	.000	1	2	0	0	0	0	0
Murphy, 2b	.529	4	17	9	1	0	4	6
Nieuwenhuis, of	.000	1	2	0	0	0	0	0
Syndergaard, p	.000	1	2	0	0	0	0	0
Wright, 3b	.286	4	14	4	2	0	0	1
TOTAL	.269	130	35	7	1	7	20	

PITCHER	W-L	ERA	G	SV	IP	ER	SO
Clippard	0-0	6.00	3	0	3.0	2	2
Colón	1-0	0.00	1	0	1.1	0	1
deGrom	1-0	2.57	1	0	7.0	2	7
Familia	0-0	0.00	4	3	4.1	0	3
Harvey	1-0	2.35	1	0	7.2	2	9
Matz	0-0	1.93	1	0	4.2	1	4
Niese	0-0	0.00	1	0	0.1	0	1
Reed	0-0	0.00	2	0	2.0	0	1
Syndergaard	1-0	1.59	1	0	5.2	1	9
TOTAL	4-0	2.00	3	36.0	8	37	

In Game 3, Michael Conforto struck out, but reached on a wild pitch in the sixth inning. On the play, Yoenis Céspedes scored from third to give the Mets a 3-2 lead. The Mets would go on to win, 5-2. Murphy hit a solo home run, his fifth straight postseason game with a long ball. Céspedes finished with three hits and two RBI. Jacob deGrom earned the win. He allowed two runs over 7.0 innings. Familia collected his third save of the series.

Lucas Duda hit a three-run home run in the first inning and d'Arnaud followed with a solo clout as the Mets closed out the series with an 8-3 win at Wrigley Field. Duda added a two-run double in the second. Murphy set a MLB postseason record with a home run in six straight games. Bartolo Colón earned the win in relief with 1.1-scoreless innings.

Murphy was named the NLCS MVP, hitting .529 (9-17) with four home runs and six RBI.



Lucas Duda drove in five runs in the Game 4 clinching win at Wrigley Field.

GAME 1
SATURDAY, OCTOBER 17

CUBS	000	010	010	-	2	5	0
METS	100	011	10X	-	4	8	1

WP: Harvey (1-0), LP: Lester (0-1), SV: Familia (1)
E-d'Arnaud, 2B-Castro, HR-Murphy (1), d'Arnaud (1), Schwarber (1), S-Harvey, SF-Granderson, SB-Baez, Wright, Lagares.

Time-2:55. Attendance-44,287.

GAME 2
SUNDAY, OCTOBER 18

CUBS	000	001	000	-	1	5	0
METS	301	000	00X	-	4	5	0

WP: Syndergaard (1-0), LP: Arrieta (0-1), SV: Familia (2)
2B-Bryant, Wright, HR-Murphy (2), SB-Granderson-2 (2).

Time-3:07. Attendance-44,502.

GAME 3
TUESDAY, OCTOBER 20

METS	101	001	200	-	5	11	0
CUBS	100	100	000	-	2	5	1

WP: deGrom (1-0), LP: Cahill (0-1), SV: Familia (3)
E-Baez, 2B -Céspedes, Flores, Wright, Fowler, HR-Murphy (3), Schwarber (2), Soler (1), S-Duda, SB-Céspedes.

Time-3:01. Attendance-42,231.

GAME 4
WEDNESDAY, OCTOBER 21

METS	420	000	020	-	8	11	0
CUBS	000	100	020	-	3	6	0

WP: Colón (1-0), LP: Hammel (0-1), SV: None
2B-Duda-2, Murphy, Soler-2, 3B-Flores, HR-Duda (1), d'Arnaud (2), Murphy (4), Bryant (1), S-Lagares, SB-Granderson, Flores.

Time-3:32. Attendance- 42,227.



Travis d'Arnaud takes a trot around the bases after slugging a home run that hit the Home Run Apple.

2015 WORLD SERIES



KANSAS CITY ROYALS vs. NEW YORK METS METS LOST SERIES, 4-1



The Mets lost the World Series in five games, despite holding a lead in every contest, including ninth inning leads in Game 1 and Game 5. New York fell to 2-3 all-time in the World Series.

In Game 1, Alcides Escobar hit a leadoff inside-the-park home run off Matt Harvey in the first inning, but the Mets grabbed a 3-1 lead on a solo homer by Curtis Granderson and RBI from Travis d'Arnaud and Michael Conforto. The Royals tied the game with two runs in the sixth. In the eighth, Juan Lagares singled, stole second and scored when Wilmer Flores reached on an error. In the bottom of the ninth, Alex Gordon hit a one-out solo home run off Jeurys Familia to tie the game. Eric Hosmer hit a sacrifice fly in the bottom of the 14th inning, lifting Kansas City to a 5-4 win.

The Mets were held to two hits by Johnny Cueto as they fell 7-1 in Game 2.

David Wright hit a two-run home run and had four RBI in Citi Field's first World Series game as the Mets rolled to a 9-3 win. Noah Syndergaard allowed three runs over 6.0 innings. Granderson hit his second homer of the series and had two RBI.

The Mets led Game 4, 3-2 heading to the eighth inning on two solo home runs by Conforto and a sac fly by Granderson, but the Royals scored three times in the eighth off Tyler Clippard and Familia and went on to win, 5-3.



Matt Harvey struck out nine in his Game 5 start at Citi.

NY		SERIES STATISTICS										KC	
PLAYER	AVG.	G	AB	H	2B	3B	HR	RBI					
Céspedes, of	.150	5	20	3	0	0	0	1					
Conforto, of	.333	5	15	5	0	0	2	4					
Cuddyer, of	.000	1	3	0	0	0	0	0					
d'Arnaud, c	.143	5	21	3	0	0	0	1					
Duda, 1b	.263	5	19	5	0	0	0	2					
Flores, ss	.059	5	17	1	0	0	0	0					
Granderson, of	.250	5	20	5	0	0	3	5					
Harvey, p	.000	1	3	0	0	0	0	0					
Johnson, ph	.000	3	3	0	0	0	0	0					
Lagares, of	.300	5	10	3	0	0	0	0					
Matz, p	.000	1	1	0	0	0	0	0					
Murphy, 2b	.150	5	20	3	0	0	0	0					
Nieuwenhuis, of	.000	3	2	0	0	0	0	0					
Syndergaard, p	.500	1	2	1	0	0	0	0					
Uribe, ph	1.000	1	1	1	0	0	0	1					
Wright, 3b	.208	5	24	5	0	0	1	4					
TOTAL	.193		181	35	1	0	6	18					

PITCHER	W-L	ERA	G	SV	IP	ER	SO
Clippard	0-1	9.00	3	0	2.0	2	2
Colón	0-1	0.00	3	0	3.1	0	1
deGrom	0-1	7.20	1	0	5.0	4	2
Familia	0-0	1.80	4	0	5.0	1	3
Gilmartin	0-0	0.00	1	0	0.2	0	0
Harvey	0-0	3.21	2	0	14.0	5	11
Matz	0-0	3.60	1	0	5.0	2	5
Niese	0-0	5.79	4	0	4.2	3	4
Reed	0-1	9.82	5	0	3.2	4	1
Robles	0-0	0.00	2	0	2.0	0	2
Syndergaard	1-0	4.50	1	0	6.0	3	6
TOTAL	1-4	4.21		0	51.1	24	37

Matt Harvey tossed 8.0 shutout innings, Granderson hit a leadoff home run and Lucas Duda had a bases-loaded sacrifice fly in Game 5. The Mets led 2-0 heading to the ninth inning. Harvey allowed a leadoff walk in the ninth followed by an RBI double by Hosmer. One out later, Hosmer scored on an infield ground out to tie the game. Kansas City would score five times in the 12th inning to win the World Series.

GAME 1
TUESDAY, OCTOBER 27

METS	000	111	010	000	00	-	4	11	1
ROYALS	100	002	001	000	01	-	5	11	1

WP: Young (1-0), LP: Colón (0-1). SV: None

E-Wright, Hosmer. 2B-Zobrist-2. HR-Granderson (1), Escobar (1), Gordon (1). S-Flores, Escobar. SF-Conforto, Hosmer-2. SB-Lagares, Cain.

Time-5:09. Attendance-40,320.

GAME 2
WEDNESDAY, OCTOBER 28

METS	000	100	000	-	1	2	1
ROYALS	000	040	03X	-	7	10	0

WP: Cueto (1-0), LP: deGrom (0-1). SV: None

E-Duda. 2B-Perez, Gordon. 3B-Escobar. SF-Orlando.

Time-2:54. Attendance-40,410.

GAME 3
FRIDAY, OCTOBER 30

ROYALS	120	000	000	-	3	7	0
METS	202	104	00X	-	9	12	0

WP: Syndergaard (1-0), LP: Ventura (0-1). SV: None

2B-Zobrist, d'Arnaud. HR-Wright (1), Granderson (2). S-Ventura. SF-Céspedes. SB-Escobar.

Time-3:22. Attendance-44,781.

GAME 4
SATURDAY, OCTOBER 31

ROYALS	000	011	030	-	5	9	0
METS	002	010	000	-	3	6	2

WP: Madson (1-0), LP: Clippard (0-1). SV: Davis (1)

E-Colón, Murphy. 2B-Perez, Zobrist. HR-Conforto-2 (2). SF-Granderson. S-Matz. SB-Cain-2.

Time-3:29. Attendance-44,815.

GAME 5
SUNDAY, NOVEMBER 1

ROYALS	000	000	002	005	-	7	10	1
METS	100	001	000	000	-	2	4	2

WP: Hochevar (1-0), LP: Reed (0-1). SV: None

E-Hosmer, Murphy, Wright. 2B-Hosmer, Escobar, Cain. HR-Granderson (3). SF-Duda. SB-Cain-2, Hosmer, Dyson.

Time-4:15. Attendance- 44,859.



Michael Conforto slugged a pair of solo home runs in Game 4.

2016 WILD CARD GAME



SAN FRANCISCO GIANTS vs. NEW YORK METS METS LOST SERIES, 1-0



The Mets were shut out, 3-0, in a one-game Wild Card Game against the San Francisco Giants at Citi Field.

Noah Syndergaard fired 7.0 shutout innings, allowed just two hits and struck out 10. He did not allow a baserunner until the fourth inning and did not surrender a hit until Denard Span's two-out single in the sixth inning. It was the 10th double-digit strikeout performance by a Mets pitcher in postseason play.

Addison Reed escaped a bases loaded jam in the eighth inning when he struck out Hunter Pence.

Conor Gillaspie hit a one out, three-run homer off Jeurys Familia in the ninth inning for the game's lone runs.

Madison Bumgarner tossed a four-hit shutout and racked up six strikeouts.



Noah Syndergaard struck out 10 over 7.0 shutout innings in the 2016 NL Wild Card Game vs. San Francisco.

SERIES STATISTICS									
PLAYER	AVG.	G	AB	H	2B	3B	HR	RBI	
Bruce, of	.000	1	3	0	0	0	0	0	
Cabrera, ss	.333	1	3	1	0	0	0	0	
Campbell, ph	.000	1	1	0	0	0	0	0	
Céspedes, of	.000	1	4	0	0	0	0	0	
Granderson, of	.000	1	4	0	0	0	0	0	
Kelly, ph	1.000	1	1	1	0	0	0	0	
Loney, 1b	.000	1	1	0	0	0	0	0	
Reyes, 3b	.000	1	4	0	0	0	0	0	
Rivera, T.J, 2b	.250	1	4	1	1	0	0	0	
Rivera, R., c	.333	1	3	1	0	0	0	0	
Syndergaard, p	.000	1	2	0	0	0	0	0	
TOTAL	.133	30	4	1	0	0	0	0	

PITCHER	W-L	ERA	G	SV	IP	ER	SO
Syndergaard	0-0	0.00	1	0	7.0	0	10
Reed	0-0	0.00	1	0	1.0	0	1
Familia	0-1	27.00	1	0	1.0	3	1
TOTAL	0-1	3.00	0	9.0	3	12	



WILD CARD GAME WEDNESDAY, OCTOBER 5

GIANTS	000	000	003	-	3	5	0
METS	000	000	000	-	0	4	0

WP: Bumgarner (1-0), LP: Familia (0-1), SV: None
 2B-Crawford, T. Rivera. HR-Gillaspie (1), S-Bumgarner. SB-Span.
 Time-3:11. Attendance-44,747.

2022 WILD CARD SERIES



SAN DIEGO PADRES vs. NEW YORK METS METS LOST SERIES, 2-1



The Mets lost the best-of-three Wild Card Series to the San Diego Padres. In the first year of MLB's new playoff format all three Wild Card games took place at Citi Field.

After posting 101 wins during the regular season, the second-most in franchise history, the Mets lost two of the three playoff games at home.

Max Scherzer allowed seven runs over 4.2 innings, including four homers to suffer the loss in Game 1. Yu Darvish surrendered one run over 7.0 innings to pick up the win. Eduardo Escobar went 2-3 with homer.

Francisco Lindor and Pete Alonso each homered and Jeff McNeil added a two-run double in the seventh as the Mets evened the series with a 7-2 victory in Game 2. Jacob deGrom won his fourth postseason game with the Mets, tying a franchise record, with eight strikeouts over 6.0 innings.

The Padres won the third and decisive game, 6-0, behind Joe Musgrove, who allowed one hit over 7.0 shutout innings. Chris Bassitt took the loss, permitting three runs in 4.0 innings of work. Alonso collected the Mets lone hit, a single in the fifth inning.

GAME 1 FRIDAY, OCTOBER 7

PADRES	2	10	0	40	000	-	7	8	0
METS	0	00	0	10	000	-	1	7	0

WP: Darvish (1-0), LP: Scherzer (0-1).

2B-Nola, Kim, Escobar. 3B - Nimmo. HR-Bell (1), Grisham (1), Profar (1), Machado (1), Escobar (1). HBP - Lindor. SB - Lindor, Marte-2. CS - Kim.

Time-3:02. Attendance-41,621.

GAME 2 SATURDAY, OCTOBER 8

PADRES	0	01	0	10	001	-	3	6	0
METS	1	00	1	10	40X	-	7	9	0

WP: deGrom (1-0), LP: Martinez (0-1). SV: Lugo (1)

2B-McNeil. HR-Lindor (1), Grisham (2), Alonso (1). SF - Vogelbach.

S - Grisham. HBP - Grisham, Ruf. SB-Crawford, Hernandez.

Time-4:13. Attendance-42,156.

GAME 3 SUNDAY, OCTOBER 9

PADRES	0	20	1	10	020	-	6	10	0
METS	0	00	0	00	000	-	0	1	0

WP: Musgrove (1-0), LP: Bassitt (0-1).

2B -Machado. SH - Soto. HBP - Grisham. SB - Kim. CS - Soto.

Time-3:04. Attendance-39,241.

SERIES STATISTICS									
PLAYER	AVG.	G	AB	H	2B	3B	HR	RBI	
Alonso, 1b	.300	3	10	3	0	0	1	1	
Álvarez, c	.000	1	1	0	0	0	0	0	
Canha, lf	.000	3	10	0	0	0	0	0	
Escobar, 3b	.333	3	9	3	1	0	1	2	
Gore, pr	---	1	0	0	0	0	0	0	
Guillorme, ph	.000	1	0	0	0	0	0	0	
Lindor, ss	.200	3	10	2	0	0	1	1	
Marte, rf	.167	3	12	2	0	0	0	0	
McCann, c	---	1	0	0	0	0	0	0	
McNeil, 2b	.182	3	11	2	1	0	0	2	
Nido, c	.125	3	8	1	0	0	0	0	
Nimmo, cf	.333	3	12	4	0	1	0	1	
Ruf, ph	.000	1	0	0	0	0	0	0	
Vogelbach, dh	.000	3	7	0	0	0	0	0	
TOTAL	.185		92	17	2	1	3	8	

PITCHER	W-L	ERA	G	SV	IP	ER	SO
Bassitt	0-1	6.75	1	0	4.0	3	2
deGrom	1-0	3.00	1	0	6.0	2	8
Diaz	0-0	0.00	2	0	2.2	0	2
Givens	0-0	13.50	2	0	1.1	2	3
Lugo	0-0	0.00	3	1	2.0	0	3
May	0-0	0.00	2	0	2.1	0	4
Ottavino	0-0	9.00	1	0	1.0	1	3
Peterson	0-0	4.50	2	0	2.0	1	2
Scherzer	0-1	13.50	1	0	4.2	7	4
Smith	0-0	0.00	1	0	1.0	0	1
TOTAL	1-2	5.33	3	1	27.0	16	31



POSTSEASON

POSTSEASON RECORDS

ALL-TIME POSTSEASON LEADERS

GAMES

David Wright	24
Edgardo Alfonzo.....	24
Robin Ventura.....	24
Mike Piazza.....	22
Benny Agbayani.....	22
Seven tied at	20

TRIPLES

10 tied at	1
(last, Brandon Nimmo in 2022)	

RBI

Edgardo Alfonzo.....	17
Gary Carter	15
David Wright	13
Curtis Granderson	12
Keith Hernandez	12
John Olerud	12
Mike Piazza.....	12
Darryl Strawberry.....	12

SAVES

Jeury's Familia	5
Armando Benitez.....	3
Tug McGraw.....	3
Billy Wagner.....	3
Jesse Orosco.....	2
Ray Taylor	2
Six tied at	1

GAMES

John Franco	15
Armando Benitez.....	15
Jeury's Familia	13
Turk Wendell.....	13
Roger McDowell	11
Dennis Cook	10
Addison Reed	10

BATTING AVERAGE

(minimum of 25 at-bats)

Carlos Delgado.....	.351 (13-37)
John Olerud349 (15-43)
Rusty Staub.....	.341 (14-41)
Gregg Jefferies.....	.333 (9-27)
Lenny Dykstra328 (21-64)
Daniel Murphy328 (19-58)

HOME RUNS

Daniel Murphy	7
Mike Piazza.....	5
Darryl Strawberry.....	4
Lenny Dykstra	4
Edgardo Alfonzo.....	4
Rusty Staub.....	4
Carlos Delgado.....	4

WINS

Jerry Koosman	4
Jacob deGrom.....	4
Tom Seaver	3
Turk Wendell.....	3
Jesse Orosco.....	3
Eight tied with.....	2

STRIKEOUTS

Tom Seaver	46
Al Leiter.....	40
Dwight Gooden	38
Jacob deGrom.....	37
Noah Syndergaard	36
Jerry Koosman	31
Matt Harvey.....	27

GAMES STARTED

Tom Seaver	7
Al Leiter.....	7
Dwight Gooden	6
Ron Darling.....	6
Jerry Koosman	6

HITS

Edgardo Alfonzo.....	26
Cleon Jones.....	23
Mike Piazza.....	22
Lenny Dykstra	21
Keith Hernandez	20
Benny Agbayani.....	20

RUNS

Edgardo Alfonzo.....	15
Cleon Jones.....	14
Lenny Dykstra	13
Darryl Strawberry	13
Daniel Murphy	13
Mike Piazza.....	12

ERA

(minimum of 15.0 innings)

Jon Matlack	1.40 ERA (4 ER/25.2 IP)
Tom Glavine.....	1.59 ERA (3 ER/17.0 IP)
Tug McGraw.....	1.66 ERA (4 ER/21.2 IP)
Armando Benitez.....	2.00 ERA (4 ER/18.0 IP)
Bobby Ojeda.....	2.33 ERA (7 ER/27.0 IP)

INNINGS PITCHED

Tom Seaver	53.2
Al Leiter.....	45.1
Dwight Gooden	44.1
Jerry Koosman	40.0
Jacob deGrom.....	31.0
Ron Darling.....	29.2

DOUBLES

Edgardo Alfonzo.....	8
Cleon Jones.....	7
Benny Agbayani.....	6
Mike Piazza.....	6
Todd Zeile.....	6
David Wright	5
Robin Ventura.....	5

STOLEN BASES

Rickey Henderson.....	7
Curtis Granderson.....	4
Mookie Wilson	4
Darryl Strawberry	4
Tommie Agee.....	3
Wally Backman	3
Timo Perez.....	3
Roger Cedeño	3
José Reyes.....	3

LOSSES

Tom Seaver.....	3
Kenny Rogers.....	3
Dwight Gooden	3
Harry Parker.....	2
Jon Matlack.....	2
Sid Fernandez.....	2
Ron Darling.....	2
Al Leiter.....	2
Mike Hampton	2

COMPLETE GAMES

Tom Seaver.....	2
Jerry Koosman	2
Jon Matlack.....	1
Bobby Ojeda	1
David Cone.....	1
Bobby Jones.....	1
Mike Hampton	1

SINGLE-SEASON POSTSEASON LEADERS

BATTING AVERAGE

(minimum of 25 at-bats)

Carlos Delgado (2006).....	351
John Olerud (1999).....	349
Rusty Staub (1973).....	341
Gregg Jefferies (1988).....	333
Daniel Murphy (2015).....	328
Benny Agbayani (2000).....	320

HOME RUNS

Daniel Murphy (2015).....	7
Mike Piazza (2000).....	4
Rusty Staub (1973).....	4
Carlos Delgado (2006).....	4
10 tied at	3

WINS

Jacob deGrom (2015).....	3
Jesse Orosco (1986).....	3
11 tied at	2

STRIKEOUTS

Tom Seaver (1973).....	35
Al Leiter (2000).....	31
Jacob deGrom (2015).....	29
Matt Harvey (2015).....	27
Noah Syndergaard (2015).....	26

HITS

Daniel Murphy (2015).....	19
Edgardo Alfonzo (2000).....	16
Benny Agbayani (2000).....	16
Mike Piazza (2000).....	16
Todd Zeile (2000).....	16
Three tied at	15

RUNS

Daniel Murphy (2015).....	13
Mike Piazza (2000).....	11
Timo Perez (2000).....	11
Curtis Granderson (2015).....	10
Carlos Beltrán (2006).....	10
Wally Backman (1986).....	9

ERA

(minimum of 150 innings)

Jon Matlack (1973).....	1.40
Tom Glavine (2006).....	1.59
Tug McGraw (1973).....	1.93
Tom Seaver (1973).....	1.99
Bobby Ojeda (1986).....	2.33

INNINGS PITCHED

Tom Seaver (1973).....	31.2
Al Leiter (2000).....	30.2
Mike Hampton (2000).....	27.1
Bobby Ojeda (1986).....	27.0
Matt Harvey (2015).....	26.2

DOUBLES

Todd Zeile (2000).....	6
Mike Piazza (2000).....	6
Benny Agbayani (2000).....	5
Edgardo Alfonzo (1999).....	5
Cleon Jones (1973).....	4

STOLEN BASES

Rickey Henderson (1999).....	7
Curtis Granderson (2015).....	4
Mookie Wilson (1986).....	4
Darryl Strawberry (1986).....	4
4 tied at	3

LOSSES

Kenny Rogers (1999).....	3
Dwight Gooden (1986).....	3
Tom Seaver (1973).....	2
Harry Parker (1973).....	2
Jon Matlack (1973).....	2
Mike Hampton (2000).....	2

GAMES

Jeury's Familia (2015).....	12
Addison Reed (2015).....	9
John Franco (2000).....	9
Jesse Orosco (1986).....	8
Tyler Clippard (2015).....	8
Armando Benitez (2000).....	8

TRIPLES

10 tied with	1
--------------------	---

RBI

Curtis Granderson (2015).....	12
John Olerud (1999).....	12
Daniel Murphy (2015).....	11
Gary Carter (1986).....	11
Rusty Staub (1973).....	11
Carlos Delgado (2006).....	11

SAVES

Jeury's Familia (2015).....	5
Billy Wagner (2006).....	3
Jesse Orosco (1986).....	2
Tug McGraw (1973).....	2
Armando Benitez (2000).....	2
Ron Taylor (1969).....	2

WALKS

Tug McGraw (1973).....	12
Mike Hampton (2000).....	12
Ron Darling (1986).....	12
John Maine (2006).....	11
Four tied with.....	9

POSTSEASON HIGHS & LOWS

INDIVIDUAL BATTING HIGHS

Most Runs, Game.....	4	(Carlos Beltrán, at St. Louis, 2006 NLCS Game 4)
Most Hits, Game.....	4	(5x, last, Daniel Murphy, at Chicago, 2015 NLCS Game 4)
Longest Hitting Streak.....	13 games	(2x, Benny Agbayani and Edgardo Alfonzo, 1999-2000)
Most RBI, Game.....	5	(5x, last, Lucas Duda, at Chicago, 2015 NLCS Game 4)
Most Doubles, Game.....	2	(6x, last, Lucas Duda, at Chicago, 2015 NLCS Game 4)
Most Triples, Game.....	1	(10x, last, Brandon Nimmo, vs. San Diego, 2022 Wild Card Game 1)
Most Home Runs, Game.....	2	(6x, last, Michael Conforto, vs. Kansas City, 2015 World Series Game 4)
Home Runs, Consecutive Games.....	6	(Daniel Murphy, 2015 NLDS Game 3-NLCS Game 4)
Grand Slams.....	1	(Edgardo Alfonzo, at Arizona, 1999 NLDS Game 1, off Bobby Chouinard)
Pinch-Hit Home Runs.....	None	
Leadoff Home Runs.....	5	(last, Curtis Granderson, vs. Kansas City, 2015 World Series Game 5, off Edinson Volquez)
Extra-Inning Home Runs.....	2	(last, Benny Agbayani, vs. San Francisco, 2000 NLDS Game 3, off Aaron Fultz)
Walk-off Home Runs.....	3	(last, Benny Agbayani, vs. San Francisco, 2000 NLDS Game 3, off Aaron Fultz)
Walk-off Hits/RBI.....	5	(last, Benny Agbayani, vs. San Francisco, 2000 NLDS Game 3, off Aaron Fultz)
Most Walks, Game.....	3	(5x, last, Carlos Delgado, vs. St. Louis, 2006 NLCS Game 7)
Most Strikeouts, Game.....	4	(2x, last, Lucas Duda, vs. Los Angeles, 2015 NLDS Game 3)
Most Total Bases, Game.....	10	(Gary Carter, at Boston, 1986 World Series Game 4)
Most Extra-Base Hits, Game.....	3	(2x, last, Lucas Duda, at Chicago, 2015 NLCS Game 4)
Most Stolen Bases, Game.....	3	(Rickey Henderson, at 1999 Arizona, NLDS Game 2)
Most Hits by Pitcher, Game.....	2	(2x, last, Jerry Koosman, vs. Cincinnati, 1973 NLCS Game 3)
Most RBI by Pitcher, Game.....	2	(Gary Gentry, vs. Baltimore, 1969 World Series Game 3)
Last RBI by a Pitcher.....		(Jesse Orosco, vs. Boston, 1986 World Series Game 7)
Runs Scored by Pitcher, Game.....	1	(10x, last, Noah Syndergaard, vs. Kansas City, 2015 World Series, Game 3)

POSTSEASON HIGHS & LOWS

TEAM BATTING HIGHS

Most Runs, Game.....	13 (13-7 win vs. Los Angeles, 2015 NLDS Game 3)
Fewest Runs, Game.....	0 (7x, last, 6-0 loss vs. San Diego, 2022 Wild Card Game 3)
Most Runs, Inning.....	6 (2x, last, at St. Louis, 6th inning, 2006 NLCS Game 4)
Most Hits, Game.....	15 (2x, last, at Atlanta, 1999 NLCS Game 6)
Fewest Hits, Game.....	1 (vs. San Diego, 2022 Wild Card Game 3)
Most Total Bases, Game.....	28 (at St. Louis, 2006 NLCS Game 4)
Most Doubles, Game.....	6 (vs. St. Louis, 2000 NLCS Game 4)
Most Triples, Game.....	1 (10x, last, vs. San Diego, 2022 Wild Card Game 1)
Most Home Runs, Game.....	4 (at St. Louis, 2006 NLCS Game 4)
Most Home Runs, Inning.....	2 (7x, last, at Chicago, 2015 NLCS Game 4, 1st inning, Lucas Duda, Travis d'Arnaud)
Back-to-Back Home Runs.....	(2x, last, Lucas Duda, Travis d'Arnaud, at Chicago, 2015 NLCS Game 4, 1st inning)
Most Extra-Base Hits, Game.....	7 (3x, last, at Chicago, 2015 NLCS Game 4)
Most Walks, Game.....	9 (vs. St. Louis, 2000 NLCS Game 5)
Most Strikeouts, Nine-Inning Game.....	14 (2x, last, at Los Angeles, 2015 NLDS Game 1)
Most Strikeouts, Extra Innings.....	15 (2x, last, at Kansas City, 2015 World Series, Game 1, 14 innings)
Most Stolen Bases, Game.....	4 (2x, last, at Arizona, NLDS Game 2)

INDIVIDUAL PITCHING HIGHS

Most Runs Allowed, Game.....	7 (Max Scherzer, vs. San Diego, 2022 Wild Card Game 1)
Most Hits Allowed, Game.....	10 (Bob Ojeda, at Houston, 1986 NLCS Game 2)
Most Home Runs Allowed, Game.....	4 (Max Scherzer, vs. San Diego, 2022 Wild Card Game 1)
Most Strikeouts, Game, Starter.....	13 (2x, last, Jacob deGrom, at Los Angeles, 2015 NLDS Game 1)
Most Strikeouts, Game, Reliever.....	8 (Tug McGraw, at Oakland, 1973 World Series Game 2)
Most Walks, Game.....	6 (Ron Darling, at Boston, 1986 World Series Game 4)
Longest Winning Streak.....	4 (Jerry Koosman, 10/12/69-10/18/73)
Longest Losing Streak.....	3 (2x, last, Kenny Rogers, 10/6-10/19/99)
Most Innings Pitched, Game.....	10.0 (2x, last, by Dwight Gooden, vs. Houston, 1986 NLCS Game 5)
Most Innings Pitched, Reliever.....	7.0 (Nolan Ryan, vs. Atlanta, 1969 NLCS Game 3)
Complete Games.....	9 (last, Mike Hampton, vs. St. Louis, 2000 NLCS Game 5)
Complete-Game Shutouts.....	3 (last, Mike Hampton, vs. St. Louis, 2000 NLCS Game 5)
10+ Strikeouts, Game.....	5 (last, Noah Syndergaard, 10 strikeouts, vs. San Francisco, 2016 Wild Card Game)

TEAM PITCHING HIGHS

Most Runs Allowed.....	10 (10-9 loss at Atlanta, 1999 NLCS Game 6)
Most Runs Allowed, Inning.....	5 (4x, last, vs. Kansas City, 2015 World Series Game 5, 12th inning)
Most Hits Allowed, Game.....	18 (vs. Boston, 1986 World Series Game 2)
Fewest Runs Allowed, Game.....	0 (6x, last, vs. St. Louis, 2006 NLCS Game 1)
Fewest Hits Allowed, Game.....	1 (vs. San Francisco, 2000 NLDS Game 4)
Most Consecutive Scoreless Innings.....	26.0 (2000 NLDS Game 3-2000 Game 4, NLCS Game 1)
Most Home Runs Allowed, Game.....	4 (vs. San Diego, Wild Card Game 1)
Most Home Runs Allowed, Inning.....	2 (5x, last, at St. Louis, 2006 NLCS Game 4, 6th inning)
Back-to-Back HRs, Allowed.....	2x (last, Brian Jordan/Ryan Klesko off Rick Reed, vs. Atlanta, 1999 NLCS Game, 8th inning)
Leadoff Home Runs, Allowed.....	3 (last, Alcides Escobar, at Kansas City, 2015 World Series Game 1 off Matt Harvey)
Walk-off Home Runs, Allowed.....	1 (Johnny Bench, at Cincinnati, 1973 NLCS Game 1 off Tom Seaver)
Extra-Inning Home Runs, Allowed.....	4 (last, Kirk Gibson, vs. Los Angeles, 1988 NLCS Game 4, off Roger McDowell)
Grand Slams, Allowed.....	None
Pinch-Hit Home Runs, Allowed.....	3 (last, Chris Duncan, at St. Louis, 2006 NLCS Game 5, off Pedro Feliciano)
Most Strikeouts, Nine Innings.....	13 (2x, last, at Los Angeles, 2015 NLDS Game 1)
Most Strikeouts, Extra Innings.....	19 (vs. Atlanta, 1999 NLCS Game 5, 15 innings)
Most Walks Allowed, Nine Innings.....	7 (3x, last, at Boston, 1986 World Series Game 4)
Most Walks Allowed, Extra Innings.....	10 (vs. Atlanta, 1999 NLCS Game 5, 15 innings)

MISCELLANEOUS STATS

Longest Game, Time, Nine-Inning Game.....	4:13 (vs. San Diego, 2022 Wild Card Game 2, 7-3 win)
Longest Game, Time, Extra-Inning Game.....	5:46 (vs. Atlanta, 1999 NLCS Game 5, 4-3 win, 15 innings)
Longest Game, Innings.....	16 (at Houston, 1986 NLCS Game 6, 7-6 win)
Longest Winning Streak.....	5 (2x, last, 2015 NLDS Game 5-2015 NLCS Game 4)
Longest Losing Streak.....	4 (2015 World Series Game 4-2022 Wild Card Game 1)
Most Errors, Team, Game.....	3 (2x, last, at Yankees, 2000 World Series Game 2)

ALL SERIES RECORDS

INDIVIDUAL BATTING SERIES RECORDS

MOST GAMES

Series

7 Many Times

AT-BATS

Series

32 José Reyes vs. St. Louis (2006 NLCS)
Felix Millan vs. Oakland (1973 World Series)

Nine Inning Game

6 José Reyes & Paul Lo Duca vs. St. Louis (2006 NLCS-Game 4)

Extra Inning Game

7 six times, last, David Wright & Daniel Murphy at Kansas City (2015 World Series-Game 1)

RUNS

Series

8 two times, last, Carlos Beltrán vs. St. Louis (2006 NLCS)

Game

4 Carlos Beltrán vs. St. Louis (2006 NLCS-Game 4)

HITS

Series

11 Rusty Staub vs. Oakland (1973 World Series)

Game

4 five times, last, Daniel Murphy at Chicago (2015 NLCS-Game 4)

DOUBLES

Series

4 Edgardo Alfonzo vs. Atlanta (1999 NLCS)

Game

2 six times, last, Lucas Duda at Chicago (2015 NLCS-Game 4)

TRIPLES

Series

1 10 times, last, Brandon Nimmo vs. San Diego (2022 Wild Card Game 1)

Game

1 nine times, last, Wilmer Flores at Chicago (2015 NLCS-Game 4)

HOME RUNS

Series

4 Daniel Murphy vs. Chicago (2015 NLCS)

Game

2 six times, last, Michael Conforto vs. Kansas City (2015 World Series-Game 4)

RBI

Series

9 two times, last, Carlos Delgado vs. St. Louis (2006 NLCS)

Game

5 five times, last, Lucas Duda at Chicago (2015 NLCS-Game 4)

EXTRA-BASE HITS

Series

6 Carlos Delgado vs. St. Louis (2006 NLCS)

Game

3 twice, last, Lucas Duda at Chicago (2015 NLCS-Game 4)

TEAM BATTING SERIES RECORDS

RUNS

Series

32 vs. Boston (1986 World Series)

Game

13 vs. Los Angeles (2015 NLDS-Game 3)

HITS

Series

66 vs. Oakland (1973 World Series)

Nine Inning Game

14 three times, last, at St. Louis (2006 NLCS-Game 4)

Extra Inning Game

15 two times, last, at Atlanta (1999 NLCS-Game 6)

DOUBLES

Series

12 three times, last, vs. St. Louis (2006 NLCS)

Game

6 vs. St. Louis (2000 NLCS-Game 4)

TRIPLES

Series

2 two times, last, vs. Houston (1986 NLCS)

Game

1 10 times, last, vs. San Diego (2022 Wild Card-Game 1)

HOME RUNS

Series

8 vs. St. Louis (2006 NLCS)

Game

4 vs. St. Louis (2006 NLCS-Game 4)

RBI

Series

29 vs. Boston (1986 World Series)

Game

13 vs. Los Angeles (2015 NLDS-Game 3)

STOLEN BASES

Series

8 vs. Arizona (1999 NLDS)

Game

4 two times, last, at Arizona (1999 NLDS-Game 2)

NL EAST CLINCHING DATES

YEAR	DATE	GAME #	GAME RESULTS
1969	September 24	157	Mets 6, Cardinals 0 at Shea
1973	October 1	161	Mets 6, Cubs 4 at Chicago
1986	September 17	145	Mets 4, Cubs 2 at Shea
1988	September 22	151	Mets 3, Phillies 1 at Shea
2006	September 18	149	Mets 4, Marlins 0 at Shea
2015	September 26	155	Mets 10, Reds 2 at Cincinnati

INDIVIDUAL PITCHING SERIES RECORDS

GAMES WON

Series

3.....Jesse Orosco vs. Houston (1986 NLCS)

GAMES LOST

Series

2.....three times, last, Kenny Rogers vs. Atlanta (1999 NLCS)

SAVES

Series

3.....Jeury's Familia vs. Chicago (2015 NLCS)

GAMES

Series

5.....seven times, last, Addison Reed vs. Kansas City (2015 World Series)

GAMES STARTED

Series

3.....two times, last, Ron Darling vs. Boston (1986 World Series)

COMPLETE GAMES

Series

1.....nine times, last, Mike Hampton vs. St. Louis (2000 NLCS-Game 5)

INNINGS PITCHED

Game

10.0.....twice, last, Dwight Gooden vs. Houston (1986 NLCS-Game 5)

Series

18.1.....Dwight Gooden vs. Los Angeles (1988 NLCS)

STRIKEOUTS

Game

13.....twice, last, Jacob deGrom at Los Angeles (2015 NLDS-Game 1)

Series

20.....twice, last, Jacob deGrom vs. Los Angeles (2015 NLDS)

TEAM PITCHING SERIES RECORDS

FEWEST HITS ALLOWED

Game

1.....vs. San Francisco (2000 NLDS-Game 4)

Series

21.....vs. Chicago (2015 NLCS)

MOST HITS ALLOWED

Game

18.....vs. Boston (1986 World Series-Game 2)

Series

69.....vs. Boston (1986 World Series)

MOST RUNS ALLOWED

Inning

5.....four times, last, vs. Kansas City, 12th inning (2015 World Series-Game 5)

Nine Inning Game

9.....two times, last, vs. St. Louis (2006 NLCS-Game 2)

Extra Inning Game

10.....at Atlanta (1999 NLCS-Game 6)

Series

31.....vs. Los Angeles (1988 NLCS)

FEWEST RUNS ALLOWED

Game

0.....six times, last, vs. St. Louis (2006 NLCS-Game 1)

Series

8.....two times, last, vs. Chicago (2015 NLCS)

HOME RUNS ALLOWED

Game

4...vs. San Diego Wild Card Game 1)

Series

9.....vs. St. Louis (2006 NLCS)

MOST STRIKEOUTS

Nine Inning Game

13.....twice, last, at Los Angeles (2015 NLDS-Game 1)

Extra Inning Game

19..vs. Atlanta (1999 NLCS-Game 5)

Series

62..vs. Oakland (1973 World Series)

POST-SEASON WALK-OFF WINS

DATE

October 15, 1969
October 11, 1986
October 14, 1986
October 25, 1986
October 9, 1999
October 17, 1999
October 7, 2000

GAME

WS Game 4
NLCS Game 3
NLCS Game 5
WS Game 6
NLDS Game 4
NLCS Game 5
NLDS Game 3

GAME RESULT

Mets 2, Orioles 1 (10 innings) - J.C. Martin reaches on E1.
Mets 6, Astros 5 - Lenny Dykstra two-run homer.
Mets 2, Astros 1 (12 innings) - Gary Carter RBI single.
Mets 6, Red Sox 5 (10 innings) - Mookie Wilson reaches on E3.
Mets 4, Diamondbacks 3 (10 innings) - Todd Pratt solo homer.
Mets 4, Braves 3 (15 innings) - Robin Ventura grand slam single.
Mets 3, Giants 2 (13 innings) - Benny Agbayani solo homer.

DIVISION SERIES RECORDS

INDIVIDUAL BATTING SERIES RECORDS

MOST GAMES PLAYED

Career
8 games..... David Wright, Benny Agbayani, Edgardo Alfonzo & Robin Ventura
Series
5.....6 times, all in 2015 NLDS

MOST AT-BATS

Career
34.....Edgardo Alfonzo
Series
21.....Daniel Murphy vs. Los Angeles (2015)
Nine Inning Game
5.....many times
Extra Inning Game
6.....Timo Perez & Benny Agbayani vs. San Francisco (2000-Game 3)

MOST RUNS

Career
7.....Edgardo Alfonzo
Series
6.....Edgardo Alfonzo vs. Arizona (1999)
Game
3.....three times, last, Yoenis Céspedes, Travis d'Arnaud & Juan Lagares vs. Los Angeles (2015-Game 3)

MOST HITS

Career
9.....Edgardo Alfonzo
Series
7.....three times, last, Curtis Granderson & Daniel Murphy vs. Los Angeles (2015)
Game
4.....Carlos Delgado vs. Los Angeles (2006-Game 1)

MOST DOUBLES

Career
3.....Edgardo Alfonzo
Series
2.....six times, last, Curtis Granderson & Juan Lagares vs. Los Angeles (2015)
Game
2.....three times, last, Curtis Granderson at Los Angeles (2015-Game 3)

MOST TRIPLES

Career
.....None

MOST HOME RUNS

Career
4.....Edgardo Alfonzo
Series
3.....two times, last, Daniel Murphy vs. Los Angeles (2015)
Game
2.....Edgardo Alfonzo at Arizona (1999-Game 1)

MOST RBI

Career
11.....Edgardo Alfonzo
Series
6...Edgardo Alfonzo & John Olerud vs. Arizona (1999)
Game
5.two times, last, Curtis Granderson vs. Los Angeles (2015-Game 3)

MOST EXTRA-BASE HITS

Career
7.....Edgardo Alfonzo
Series
4.....two times, last, Daniel Murphy vs. Los Angeles (2015)
Game
2.....five times, last, Daniel Murphy at Los Angeles (2015-Game 5)

MOST STOLEN BASES

Career
6.....Rickey Henderson
Series
6.....Rickey Henderson vs. Arizona (1999)
Game
3.....Rickey Henderson at Arizona (1999-Game 2)

TEAM BATTING SERIES RECORDS

RUNS

Game
13.....vs. Los Angeles (2015-Game 3)
Inning
6.....sixth inning vs. Arizona (1999-Game 3)
Series
22.....two times, last, vs. Los Angeles (2015)

HITS

Game
14.....at Los Angeles (2006-Game 3)
Series
34.....vs. Arizona (1999)

DOUBLES

Game
4.....vs. Los Angeles (2015-Game 3)
Series
7.....vs. San Francisco (2000)

TRIPLES

Game
.....None

HOME RUNS

Game
3.....vs. Arizona (1999-Game 1)
Series
7.....vs. Los Angeles (2015)

RBI

Game
13... vs. Los Angeles (2015-Game 3)
Series
22.....two times, last, vs. Los Angeles (2015)

STOLEN BASES

Game
4.....at Arizona (1999-Game 2)
Series
8.....vs. Arizona (1999)

INDIVIDUAL PITCHING SERIES RECORDS

MOST GAMES WON

Career

2.....Jacob deGrom

Series

2.....Jacob deGrom
vs. Los Angeles (2015)

MOST GAMES LOST

Career

1.....four times, last, Steven Matz

Series

1.....four times, last, Steven Matz
vs. Angeles (2015)

MOST SAVES

Career

2.....Jeury's Familia & Billy Wagner

Series

2.....two times, last, Jeury's Familia
vs. Los Angeles (2015)

MOST GAMES

Career

5.....John Franco

Series

4.....Jeury's Familia
vs. Los Angeles (2015)

MOST GAMES STARTED

Career

2.. three times, last, Jacob deGrom

Series

2.....Jacob deGrom
vs. Los Angeles (2015)

MOST COMPLETE GAMES

Career

1.....Bobby Jones

Series

1.....Bobby Jones
vs. San Francisco (2000)

MOST INNINGS PITCHED

Career

15.2.....Al Leiter

Series

13.0.....Jacob deGrom
vs. Los Angeles (2015)

Game

9.0.....Bobby Jones
vs. San Francisco (2000-Game 4)

MOST STRIKEOUTS

Career

20.....Jacob deGrom

Series

20.....Jacob deGrom
vs. Los Angeles (2015)

Game

13.....Jacob deGrom
at Los Angeles (2015-Game 1)

TEAM PITCHING SERIES RECORDS

FEWEST HITS ALLOWED

Game

1vs. San Francisco (2000-Game 4)

Series

26.....vs. Arizona (1999)

MOST HITS ALLOWED

Game (Nine Innings)

16....at Los Angeles (2006-Game 3)

Game (Extra Innings)

11....vs. San Francisco (2000-Game 3)

Series

40.....vs. Los Angeles (2015)

FEWEST RUNS ALLOWED

Game

0vs. San Francisco (2000-Game 4)

Series

16.....vs. Arizona (1999)

MOST RUNS ALLOWED

Inning

4.....two times, last, 7th
at Los Angeles (2015-Game 2)

Game

7....two times, last, vs. Los Angeles
(2015-Game 3)

Series

18.....vs. Los Angeles (2015)

MOST HOME RUNS ALLOWED

Most Home Runs Allowed Game

2....vs. Los Angeles (2015-Game 3)

Most Home Runs Allowed Series

4.....vs. Arizona (1999)

MOST STRIKEOUTS

Strikeouts Game (Nine Innings)

13....at Los Angeles (2015-Game 1)

Strikeouts Extra Inning Game

17vs. San Francisco (2000-Game 3)

Series

54.....vs. Los Angeles (2015)

MISCELLANEOUS RECORDS

Consecutive Wins

7.....2000 Game 2-2015 Game 1

Consecutive Losses

1.....four times, last, 2015 (Game 4)

Shutouts

1.....2000-Game 4
vs. San Francisco (Won, 4-0)

Extra Inning Games

1999.....Game 4 vs. Arizona
(Won, 4-3 in 10 innings)

2000.....Game 2 at San Francisco
(Won, 5-4 in 10 innings)

2000.....Game 3 vs. San Francisco
(Won, 3-2 in 13 innings)

ERRORS

Game

2....vs. Los Angeles (2006-Game 3)

Series

3.....vs. Los Angeles (2006)

LEAGUE CHAMPIONSHIP RECORDS

INDIVIDUAL BATTING SERIES RECORDS

MOST GAMES PLAYED

- Career**
13..... Wally Backman, Gary Carter, Lenny Dykstra, Keith Hernandez & Darryl Strawberry
- Series**
7..... two times, by seven players vs. Los Angeles (1988)
by eight players vs. St. Louis (2006)

MOST AT-BATS

- Career**
54..... Gary Carter
- Series**
32..... José Reyes vs. St. Louis (2006)
- Nine-Inning Game**
6..... José Reyes & Paul Lo Duca at St. Louis (2006-Game 4)
- Extra-Inning Game**
7 .. three times, last, Robin Ventura, vs. Atlanta (1999-Game 5)

MOST RUNS

- Career**
9..... Lenny Dykstra & Darryl Strawberry
- Series**
8..... two times, last, Carlos Beltrán vs. St. Louis (2006)
- Game**
4..... Carlos Beltrán at St. Louis (2006-Game 4)

MOST HITS

- Career**
14..... Edgardo Alfonzo, Keith Hernandez & Darryl Strawberry
- Series**
9..... four times, last, Daniel Murphy vs. Chicago (2015)
- Game**
4..... two times, last, Daniel Murphy at Chicago (2015-Game 4)

MOST DOUBLES

- Career**
5..... Edgardo Alfonzo
- Series**
4 Edgardo Alfonzo vs. Atlanta (1999)
- Game**
2..... three times, last, Lucas Duda at Chicago (2015-Game 4)

MOST TRIPLES

- Career**
1..... seven players tied
- Series**
1..... seven players tied
- Game**
1..... seven times, last, Wilmer Flores at Chicago (2015-Game 4)

MOST HOME RUNS

- Career**
4..... Daniel Murphy
- Series**
4 Daniel Murphy vs. Chicago (2015)
- Game**
2..... three times, last, Carlos Beltrán at St. Louis (2006-Game 4)

MOST RBI

- Career**
11..... Darryl Strawberry
- Series**
9..... Carlos Delgado vs. St. Louis (2006)
- Game**
5..... two times, last, Lucas Duda at Chicago (2015-Game 4)

MOST EXTRA-BASE HITS

- Career**
7..... Lenny Dykstra
- Series**
6..... Carlos Delgado vs. St. Louis (2006)
- Game**
3..... Lucas Duda at Chicago (2015-Game 4)

MOST STOLEN BASES

- Career**
3..... Curtis Granderson
- Series**
3..... Curtis Granderson vs. Chicago (2015)
- Game**
2..... four times, last, Curtis Granderson vs. Chicago (2015-Game 2)

TEAM BATTING SERIES RECORDS

RUNS

- Game**
12..... at St. Louis (2006-Game 4)
- Inning**
6..... at St. Louis-sixth inning (2006-Game 4)
- Series**
31..... vs. St. Louis (2000)

HITS

- Nine Inning Game**
14..... two times, last, at St. Louis (2006-Game 4)
- Extra Inning Game**
15..... vs. Atlanta (1999-Game 5)
- Series**
58..... vs. Los Angeles (1988)

DOUBLES

- Game**
6..... vs. St. Louis (2000-Game 4)
- Series**
12..... three times, last, vs. St. Louis (2006)

TRIPLES

- Game**
1..... seven times, last, at Chicago (2015-Game 4)
- Series**
2..... vs. Houston (1986)

HOME RUNS

- Game**
4..... at St. Louis (2006-Game 4)
- Series**
8..... vs. St. Louis (2006)

RBI

- Game**
12..... at St. Louis (2006-Game 4)
- Series**
27..... three times, last vs. St. Louis (2006)

STOLEN BASES

- Game**
4..... at Atlanta (1969-Game 2)
- Series**
7..... two times, last, vs. Chicago (2015)

INDIVIDUAL PITCHING SERIES RECORDS

MOST GAMES WON

- Career**
 3.....Jesse Orosco
Series
 3...Jesse Orosco vs. Houston (1986)

MOST GAMES LOST

- Career**
 2.....Sid Fernandez & Kenny Rogers
Series
 2....Kenny Rogers vs. Atlanta (1999)

MOST SAVES

- Career**
 3.....Jeurys Familia
Series
 3.Jeurys Familia vs. Chicago (2015)

MOST GAMES

- Career**
 8.....Armando Benitez
Series
 5....four times, last, Guillermo Mota & Chad Bradford vs. St. Louis (2006)

MOST GAMES STARTED

- Career**
 4.....Dwight Gooden
Series
 2.....12 times, last, Tom Glavine, John Maine & Oliver Perez vs. St. Louis (2006)

MOST COMPLETE GAMES

- Career**
 1.....six times, last, Mike Hampton
Series
 1.....six times, last, Mike Hampton vs. St. Louis (2000-Game 5)

MOST INNINGS PITCHED

- Career**
 35.1.....Dwight Gooden
Series
 18.1.....Dwight Gooden vs. Los Angeles (1988)
Game
 10.0.....Dwight Gooden vs. Houston (1986-Game 5)

MOST STRIKEOUTS

- Career**
 29.....Dwight Gooden
Series
 20.....Dwight Gooden vs. Los Angeles (1988)
Game
 13.....Tom Seaver at Cincinnati (1973-Game 1)

TEAM PITCHING SERIES RECORDS

FEWEST HITS ALLOWED

- Game**
 2.....at Cincinnati (1973-Game 2)
Series
 21.....vs. Chicago (2015)

MOST HITS ALLOWED

- Game**
 14.....vs. St. Louis (2000-Game 3)
Series
 56.....vs. St. Louis (2006)

MOST RUNS ALLOWED

- Inning**
 5.....three times, last, at Atlanta, first inning (1999-Game 6)
Nine Inning Game
 9.....vs. St. Louis (2006-Game 2)
Extra Inning Game
 10.....at Atlanta (1999-Game 6)
Series
 31.....vs. Los Angeles (1988)

FEWEST RUNS ALLOWED

- Series**
 8.....two times, last, Chicago (2015)

MOST HOME RUNS ALLOWED

- Game**
 3.....at St. Louis (2006-Game 4)
Series
 9.....vs. St. Louis (2006)

MOST STRIKEOUTS

- Game**
 13.....at Cincinnati (1973-Game 1)
Extra Inning Game
 19.....vs. Atlanta (1999-Game 5)
Series
 54.....vs. Los Angeles (1988)

MISCELLANEOUS RECORDS

Consecutive Wins

- 4.....Game 1, 2015-present

Consecutive Losses

- 4Game 7, 1988-Game 3, 1999

Shutouts

- 3.....1973-Game 2 at Cincinnati (Won, 5-0)
 2000-Game 5 vs. St. Louis (Won, 7-0)
 2006-Game 1 vs. St. Louis (Won, 2-0)

Extra Inning Games

- 1973-Game 4 vs. Cincinnati (Lost, 1-2 in 12 innings)
 1986-Game 5 at Houston (Won, 2-1 in 12 innings)
 1986-Game 6 at Houston (Won, 7-6 in 16 innings)
 1988-Game 4 vs. Los Angeles (Lost, 4-5 in 12 innings)
 1999-Game 5 vs. Atlanta (Won, 4-3 in 15 innings)
 1999-Game 6 at Atlanta (Lost, 9-10 in 11 innings)

ERRORS

- Game**
 3.....at St. Louis (2000-Game 1)
Series
 8.....two times, last, vs. Atlanta (1999)

WORLD SERIES RECORDS

INDIVIDUAL BATTING SERIES RECORDS

MOST GAMES PLAYED

- Career**
12.....Jerry Grote, Cleon Jones & Buddy Harrelson
- Series**
7.....many times, 1973 & 1986

MOST AT-BATS

- Career**
49.....Jerry Grote
- Series**
32.....Felix Millan vs. Oakland (1973)
- Nine Inning Game**
5.....many times
- Extra Inning Game**
7.....three times, last, David Wright & Daniel Murphy at Kansas City (2015-Game 1)

MOST RUNS

- Career**
7.....Cleon Jones
- Series**
6.....Curtis Granderson vs. Kansas City (2015)
- Nine Inning Game**
3.....Curtis Granderson vs. Kansas City (2015-Game 3)
- Extra Inning Game**
3.....Cleon Jones at Oakland (1973-Game 2)

MOST HITS

- Career**
12.....Jerry Grote
- Series**
11.....Rusty Staub vs. Oakland (1973)
- Game**
4.....two times, last, Lenny Dykstra, at Boston (1986-Game 3)

MOST DOUBLES

- Career**
3.....Cleon Jones
- Series**
2.....seven times
- Game**
1.....many times

MOST TRIPLES

- Career**
1.....Don Hahn & Felix Millan
- Series**
1.....Don Hahn & Felix Millan vs. Oakland (1973)
- Game**
1.....two times, last, Don Hahn vs. Oakland (1973-Game 5)
- MOST HOME RUNS**
- Career**
3.....Curtis Granderson & Donn Clendenon
- Series**
3.....two times, last, Curtis Granderson vs. Kansas City (2015)
- Game**
2...Michael Conforto vs. Kansas City (2015-Game 4) & Gary Carter at Boston (1986-Game 4)

MOST RBI

- Career**
9.....Gary Carter
- Series**
9.....Gary Carter vs. Boston (1986)
- Game**
5.....Rusty Staub vs. Oakland (1973-Game 4)

MOST EXTRA-BASE HITS

- Career**
4.....Mike Piazza, Gary Carter, Donn Clendenon & Cleon Jones
- Series**
4.....three times, last, Mike Piazza vs. New York (2000)
- Game**
3.....Gary Carter at Boston (1986-Game 4)

MOST STOLEN BASES

- Career**
3.....Darryl Strawberry & Mookie Wilson
- Series**
3.....Darryl Strawberry & Mookie Wilson vs. Boston (1986)
- Game**
2...two times, last, Darryl Strawberry vs. Boston (1986-Game 6)

TEAM BATTING SERIES RECORDS

RUNS

- Game**
10.....at Oakland-12 innings (1973-Game 2)
- Nine-Inning Game**
9.....vs. Kansas City (2015-Game 3)
- Inning**
5.....at New York-ninth inning (2000-Game 2)
- Series**
32.....vs. Boston (1986)

HITS

- Game**
15.....at Oakland-12 innings (1973-Game 2)
- Nine Inning Game**
13.....two times, last, at Boston (1986-Game 3)
- Series**
66.....vs. Oakland (1973)

DOUBLES

- Game**
4.....vs. New York (2000-Game 3)
- Series**
8.....three times, vs. Baltimore (1969), vs. Boston (1986), vs. New York (2000)

TRIPLES

- Game**
1.....two times, last, vs. Oakland (1973-Game 5)
- Series**
2.....vs. Oakland (1973)

HOME RUNS

- Game**
3.....at Boston (1986-Game 4)
- Series**
7.....vs. Boston (1986)
- RBI**
- Game**
9.....vs. Kansas City (2015-Game 3)
- Series**
29.....vs. Boston (1986)
- STOLEN BASES**
- Game**
3.....at Boston (1986-Game 4)
- Series**
7.....vs. Boston (1986)

INDIVIDUAL PITCHING SERIES RECORDS

MOST GAMES WON

- Career**
3..... Jerry Koosman
- Series**
2..... Jerry Koosman vs. Baltimore (1969)

MOST GAMES LOST

- Career**
2..... Tom Seaver, Jon Matlack & Dwight Gooden
- Series**
2.... two times, last, Dwight Gooden vs. Boston (1986)

MOST SAVES

- Career**
2..... Jesse Orosco
- Series**
2..... Jesse Orosco vs. Boston (1986)

MOST GAMES

- Career**
5..... three times, last, Addison Reed
- Series**
5..... three times, last, Addison Reed vs. Kansas City (2015)

MOST GAMES STARTED

- Career**
4..... Jerry Koosman, Tom Seaver
- Series**
3..... two times, last, Ron Darling vs. Boston (1986)

MOST COMPLETE GAMES

- Career**
1..... Tom Seaver & Jerry Koosman
- Series**
1..... two times, last, Jerry Koosman vs. Baltimore (1969-Game 5)

MOST INNINGS PITCHED

- Career**
30.0..... Tom Seaver
- Series**
17.2..... two times, last, Ron Darling vs. Boston (1986)
- Game**
10.0..... Tom Seaver vs. Baltimore (1969-Game 4)

MOST STRIKEOUTS

- Career**
27..... Tom Seaver
- Series**
18..... Tom Seaver vs. Oakland (1973)
- Game**
12..... Tom Seaver vs. Oakland (1973-Game 3)

TEAM PITCHING SERIES RECORDS

FEWEST HITS ALLOWED

- Game**
2..... at Baltimore (1969-Game 2)
- Series**
23..... vs. Baltimore (1969)

MOST HITS ALLOWED

- Game**
18..... vs. Boston (1986-Game 2)
- Series**
69..... vs. Boston (1986)

MOST RUNS ALLOWED

- Inning**
5..... vs. Kansas City-12th inning (2015-Game 5)
- Game**
9..... vs. Boston (1986-Game 2)
- Series**
27..... two times, last, Kansas City (2015)

FEWEST RUNS ALLOWED

- Series**
9..... vs. Baltimore (1969)

MOST HOME RUNS ALLOWED

- Game**
2..... six times, last, at Kansas City (2015-Game 1)
- Series**
5..... vs. Boston (1986)

MOST STRIKEOUTS

- Game**
12..... two times, last, vs. New York (2000-Game 3)
- Extra Inning Game**
15..... at Oakland (1973-Game 2)
- Series**
62..... vs. Oakland (1973)

MISCELLANEOUS RECORDS

Consecutive Wins

- 4..... Game 2, 1969-Game 5, 1969

Consecutive Losses

- 4..... twice, last, Game 4, 2000-Game 2, 2015

Shutouts

- 2..... two times, 1969-Game 3 vs. Baltimore (Won, 5-0)
1973-Game 5 vs. Oakland (Won, 2-0)

Extra Inning Games

- 1969-Game 4 vs. Baltimore (Won, 2-1 in 10 innings)
1973-Game 2 at Oakland (Won, 10-7 in 12 innings)
1973-Game 3 vs. Oakland (Lost, 2-3 in 11 innings)
1986-Game 6 vs. Boston (Won, 6-5 in 10 innings)
2000-Game 1 at Yankees (Lost, 3-4 in 12 innings)
2015-Game 1 at Kansas City (Lost, 4-5 in 14 innings)
2015-Game 5 vs. Kansas City (Lost, 2-7 in 12 innings)

ERRORS

- Game**
3..... at New York (2000-Game 2)
- Series**
10..... vs. Oakland (1973)



**GET AUTHENTIC,
ON-FIELD GEAR FROM
THE OFFICIAL SOURCE.**



© 2023 MLB. Major League Baseball trademarks and copyrights are used with permission of Major League Baseball. Visit MLB.com. Any other marks used herein are trademarks of the respective owners.



MEDIA



SNY is an Emmy Award winning regional sports content creator with both linear television and digital platform distribution. SNY provides unparalleled and exclusive coverage of the New York Mets, New York Jets, UConn women's basketball and all things New York sports. SNY is the official television home of the New York Mets, televising live games with exclusive pre- and post-game programs, plus additional Mets entertainment programming airing throughout the calendar year. As New York's leader in local sports coverage, SNY delivers the most comprehensive access to all the Tri-State area's professional and collegiate sports teams through exclusive live games, nightly sports programs, and original entertainment. The linear network serves approximately seven million homes throughout New York, Connecticut, New Jersey, and northeastern Pennsylvania, and nationally through select providers. SNY also distributes up-to-the-minute New York sports news and exclusive series digitally at SNY.tv, but also through its social channels on YouTube, Facebook, Twitter, and Instagram. SNY is owned by Sterling Entertainment Enterprises, Charter Communications and Comcast.



New York's PIX11 (Channel 11) is the flagship station of the CW Television Network and home to PIX11's award-winning news. Founded in 1948 and now owned by Mission Broadcasting, PIX11 is operated by Nexstar Inc. PIX11 enters its 19th season as the over-the-air television home of the New York Mets.



The radio flagship for New York Mets baseball is one of America's most trusted news brands. Each week, WCBS Newsradio 880 delivers the latest news to millions of listeners in the nation's biggest city. From our award-winning 24/7 local news and sports coverage, to Bloomberg Business reports and Traffic and Weather Together on the 8's – WCBS 880 is the place New York turns to for the most up-to-the-minute and reliable information. WCBS Newsradio 880, streaming live around the clock on Radio.com, also provides breaking news, features and more across multiple platforms including WCBS880.com and our social media channels. We're proud to join the New York Mets family and we invite fans to keep your radios tuned to 880 AM and CBS-FM HD-2 for the best local news and New York Mets Baseball.



GARY COHEN

SNY & PIX 11

- Gary Cohen, a Queens, NY native enters his 35th season as a New York Mets Play-by-Play announcer and 18th season as the television voice of the Mets on SNY...He will serve as the play-by-play-announcer for all regular-season SNY produced Mets telecasts in 2023.
- Cohen also participates on SNY's sports and entertainment programs...In addition, he is a contributor to the network's website, SNY.tv.
- Elected to the Mets Hall of Fame in January, 2023...Will be inducted on June 3, 2023.
- Received the New York Chapter Baseball Writer's Association of America's Willie, Mickey and the Duke award following the 2022 season, alongside Ron Darling and Keith Hernandez.
- Named the New York State Sportscaster of the Year for the second time in 2022, after first winning the award in 2012.
- Inducted into the New York State Baseball Hall of Fame in 2018.
- A two-time finalist for the Ford C. Frick Award in 2023 and 2017, which is presented annually for excellence in baseball broadcasting by the National Baseball Hall of Fame and Museum.
- Prior to joining SNY, Cohen was a member of the Mets WFAN Radio team for 17 years.
- Has done play-by-play on national baseball broadcasts for CBS Radio and ESPN Radio.
- Has broadcast play-by-play of the NCAA Basketball Tournament for CBS Radio and Westwood One since 2010...Also served in the same role from 1991-2003.
- Has been the radio voice for Seton Hall University basketball since 2003.
- Was the radio voice of St. John's University basketball from 1995-2002.
- Called men's and women's hockey play-by-play at the 1992, 1994 and 1998 Winter Olympics for CBS Radio.
- Has also done play-by-play for the New York Rangers.
- Before coming to the Mets, Cohen broadcast minor league baseball for Boston's Pawtucket (AAA) club of the International League (1987-1988), the Durham Bulls (A) of the Carolina League (1986) and Spartanburg Spinners (A) of the South Atlantic League (1983-1984).
- Was the basketball and hockey voice for Providence College in 1988-1989 and broadcast football for Brown University in 1987.
- In addition, he has done play-by-play for various sports at Columbia University, the University of Pennsylvania, University of South Carolina-Spartanburg and Old Dominion University.
- Was a Dean's List student at Columbia University, where he graduated with a degree in Political Science.
- Lives in Connecticut with his wife, Lynn.



RON DARLING

SNY & PIX 11

- Ron Darling enters his 18th season as a game analyst for SNY, where he will work more than 100 spring training and regular season games throughout 2023.
- Is a regular contributor on MLB Network and also serves as an analyst for the Turner Sports Tuesday Night national broadcasts during the regular season and lead analyst for their postseason games.
- Since joining SNY, Darling has won three Emmy Awards for “Best Sports Analyst” in New York (2006, 2011 & 2017).
- Named the New York Chapter Baseball Writer’s Association of America’s Willie, Mickey and the Duke award winner following the 2022 season, alongside Gary Cohen and Keith Hernandez.
- He was inducted into the Mets Hall of Fame in July of 2021.
- He was inducted into the New York State Baseball Hall of Fame in 2019...He was the New York BBWAA: Arthur & Milton Richman “You Gotta Have Heart” Award Recipient on January 25, 2020.
- Prior to joining SNY, served as the color commentator for the Washington Nationals on Mid-Atlantic Sports Network (MASN) for the 2005 season, where he called 150 games.
- Before working at MASN, served as an on-air analyst for Fox Sports Net, appeared on The Best Damn Sports Show Period, the National Sports Report and Baseball Today...Also provided analysis for CSTV.
- Spent nine seasons as a starting pitcher for the Mets and was a key member of the 1986 World Championship and 1988 Division Champion teams...He also has the distinction of being the first Mets pitcher to be awarded the Gold Glove Award (1989)...After a short stint with the Montreal Expos, the All-Star pitcher finished his career spending five seasons with the Oakland Athletics.
- During his 13-year career, he amassed a 136-116 record, including 1,590 strikeouts and a 3.87 ERA.
- Darling was born in Honolulu, HI and attended Yale University where he was a two-time All-American, leading the Bulldogs to two Ivy League titles.
- He currently resides with his family in Connecticut.



RALPH KINER



The Mets honored legendary original Met Ralph Kiner throughout the 2014 season after he passed away on February 6, 2014 at age 91. He was one of the most beloved figures in franchise history, announcing games on television and radio for 52 years. He educated and entertained generations of Mets fans, and his post-game show “Kiner’s Korner” was an integral part of Mets lore. Kiner joined the Mets broadcast booth in 1962 after a 10-year Hall of Fame playing career with the Pirates. He was inducted into the Mets Hall of Fame in 1984. The Ralph Kiner Television Booth was dedicated on August 16, 2002 during the Mets 40th Anniversary celebration at Shea Stadium. The Mets television booth at Citi Field bears Kiner’s name. Kiner has a plaque among the retire numbers at Citi Field.



KEITH HERNANDEZ

SNY & PIX 11

- Keith Hernandez begins his 18th season as a game analyst on SNY's Mets telecasts...Has been with the organization's broadcast team since 1999.
- Inducted into the Mets Hall of Fame in 1997...His uniform #17 was retired by the club on July 9, 2022...He became the fourth player and the sixth individual to have his number retired by the Mets.
- Participates on SNY's sports and entertainment programs and is a contributor to SNY's website, SNY.tv.
- Hernandez is a three-time Emmy Award winner for "Best Sports Analyst" in New York for his work on SNY (2009, 2012, 2015).
- Last year, Hernandez was inducted into the St. Louis Cardinals Hall of Fame.
- Inducted into the New York State Baseball Hall of Fame in 2018 as well as the Rawlings Gold Glove Hall of Fame and the Hispanic Heritage Baseball Museum Hall of Fame.
- Returned to the Mets organization in 1999, assisting the club in spring training and broadcasting games on television.
- Worked for FOX during the 2017 postseason.
- Was a member of the 1986 World Champions...Hit .310 with 34 doubles, 13 home runs and 83 RBI that season...Had a key two-run single in Game 7 of the World Series vs. Boston...Also a member of the 1988 National League Eastern Division Champions.
- On May 6, 1987, Davey Johnson named him the first captain in Mets history.
- Named to five National League All-Star teams (1979, 1980, 1984, 1986, 1987).
- Earned 11-consecutive Gold Gloves from 1978-1988...Led the NL in fielding twice (1985 and 1986).
- Ranks second on the Mets all-time list in batting average (.297), ninth in RBI (468) and third with a .387 on-base percentage.
- Acquired by the Mets on June 15, 1983 from St. Louis in exchange for pitchers Neil Allen and Rick Ownbey.
- Named 1979 co-MVP of the National League along with Pittsburgh's Willie Stargell in the closest vote in league history...Led the NL in batting average (.344), runs scored (116) and doubles (48).
- Played with the Cardinals from 1974 until he was traded to the Mets...Batted .299 with 33 doubles, six triples, seven home runs, and 94 RBI in 1982 to help St. Louis win the World Series.
- Spent 17 years in the majors with the Mets, Cardinals and Indians from 1974-1990...Compiled a .296 batting average, with 2,182 hits, 426 doubles, 60 triples, 162 home runs and 1,071 RBI.
- Hernandez splits time between homes in Sag Harbor and Florida and has a Bengal cat, Hadji.



BOB MURPHY

The Bob Murphy Radio Booth was dedicated on August 17, 2002 during the Mets 40th Anniversary celebration at Shea Stadium. The Mets radio booth at Citi Field bears Murphy's name, honoring the legend. The Hall of Fame Mets announcer passed away on August 3, 2004, after a battle with lung cancer. He capped off a brilliant 50-year major league career when he announced his retirement at the end of the 2003 season. Murphy had been with the Mets since the team's inception



in 1962 after broadcasting for the Boston Red Sox (1954-1959) and Baltimore Orioles (1960-1961). From 1962-1978, Ralph Kiner, Lindsey Nelson and Murphy handled the broadcast duties in the radio and television booths. Murphy moved strictly into his home away from home, the radio booth in 1981. Murphy was elected into the Mets Hall of Fame in 1984 and his prestigious career was crowned when he was honored with the National Baseball Hall of Fame's Ford C. Frick Award in 1994.



STEVE GELBS

SNY & PIX 11

- Steve Gelbs enters his eighth full season as the Mets field reporter for all SNY produced Mets telecasts...Gelbs joined SNY in 2013 as an anchor and sports reporter contributing to the network's sports and entertainment news shows.
- In addition, Gelbs serves as the host on SNY's Jets pre- and post-game shows.
- Prior to joining SNY, spent a year and a half at MSG Network where he served as a host of the "MSG 150" during Knicks and Rangers telecasts. Additionally, he served as a pre- and post-game radio host for Rangers games.
- Prior to MSG Network, he spent four years at MSG Varsity where he was utilized in a number of different capacities including anchor, host, feature & sideline reporter, play-by-play announcer and color commentator.
- Steve graduated with a B.A. in Broadcast Journalism from Syracuse University's Newhouse School of Public Communications.
- Steve currently resides in Westchester with his wife, Julie and their children, Jason and Emma.



TODD ZEILE

SNY

- Todd Zeile joined SNY in 2017 as a contributing analyst for the network's sports and news shows, including "Baseball Night in New York" and "Mets Hot Stove."
- He has served as the lead analyst for the Mets pre- and postgame shows since 2019, winning four straight Emmy's during his tenure.
- Zeile played in MLB for 16 seasons from 1989 to 2004 for 11 different teams.
- Played three seasons with the Mets and was the first baseman on the 2000 National League Championship team.
- Partners with multiple foundations including Special Olympics, Juvenile Diabetes Research Foundation, Safe At Home Foundation and Tuesday's Children's, which recently recognized Zeile with the 'Champions Award' for 20 years of service.
- A California native with experience in acting and producing, Zeile is married to Kristin Gamboa, daughter of Tom Gamboa...They have seven children between them ranging from 19 to 29.
- Attended UCLA, where he was a catcher for the Bruins baseball team.



GARY APPLE

SNY

- Gary Apple brings more than 20 years of experience to SNY where he currently serves as host of the Emmy Award-winning Mets pre- and post-game shows.
- He has also delivered the network's play-by-play for UConn Men's basketball and hosts the pre-game, half-time and post-game shows for the 11-time National Champion UConn Women's team.
- Prior to joining SNY, Apple worked at NBA TV as a studio host, and as a studio host at MSG Network where he handled pre- and post-game duties for the Knicks, Rangers, Devils, and Islanders, as well as anchoring the network's signature news program SportsDesk.
- Prior to that, he spent more than seven years on WCBS-TV in New York, where his work was celebrated as the best sportscast by the New York State Broadcasters Association.
- Additionally, Apple served as sideline reporter for New York Jets pre-season NFL football, for CBS Sports NASDAQ College Football and the College World Series...Was a studio host for CBS Sports Desk and made appearances on the CBS Early Show.
- He has also done play-by-play for Ivy League Football on The Football Network, and men's college basketball play-by-play for Fox Sports and Pac-12 Network.
- Prior to that, he was seen as a sportscaster in Los Angeles on Prime Ticket, KTLA-TV and KTTV-TV, and on KMOV-TV, (CBS) in St. Louis.
- A native of Troy, NY, Apple graduated from Syracuse University with a bachelor's degree in broadcast journalism...He lives in New York with his wife and two daughters.




HOWIE ROSE



- Howie Rose has been the lead play-by-play voice on the radio for the Mets since 2006, taking over for legendary announcer Bob Murphy in 2004.
- Elected to the Mets Hall of Fame in January, 2023...Will be inducted on June 3, 2023.
- Named the New York Chapter Baseball Writer's Association of America's Arthur and Milton Richman 'You Gotta Have Heart' award following the 2022 season.
- Inducted into the New York State Hockey Hall of Fame for its inaugural class in May of 2022.
- In November of 2019, Rose was inducted into the New York State Baseball Hall of Fame.
- Received the Queens College Athletics Hall of Fame's Madden Award on October 14, 2016...The award is given annually and recognizes an outstanding former student who excelled in athletics or contributed to the professional field of sports.
- Was awarded the Esurance MLB Award for Best Radio Call in 2015.
- Worked eight years as a Mets play-by-play announcer for Fox Sports New York/MSG from 1996 through 2003.
- Was the play-by-play announcer for the New York Islanders on Fox Sports New York from 1995-2016.
- His first book, "Put It in the Book!" was released on March 1, 2013.
- Inducted into the National Jewish Sports Hall of Fame and Museum on April 22, 2012 alongside longtime Mets employee, the late Arthur Richman.
- Received the Broadcast Media Award from the Nassau County Sports Commission in 2002.
- Broadcast numerous Mets games on WFAN beginning in 1994.
- Was nominated for an Emmy Award in 1997 and 2008 for his work as a play-by-play broadcaster and along with the entire FSNY crew, won a New York Emmy Award for their coverage of the Islanders 1998-1999 season...Won his second Emmy Award with the FSNY Islanders crew in March, 2004.
- In 1994 and 1995, he was the pre- and post-game host for Mets games on WFAN Radio...Also that year, did play-by-play for select games with Bob Murphy, Gary Cohen and Gary Thorne.
- Began his tenure with the Mets in 1987 when he became the host of the pre- and postgame show 'Mets Extra' on WHN Radio which later became WFAN, also serving as an occasional play by play voice through 1995 alongside Bob Murphy and Gary Cohen.
- Worked as a play-by-play broadcaster for New York Rangers games on WFAN from 1989-1995, including their Stanley Cup Championship season of 1993-1994.
- Won the 1995 Dick Young Award from the New York Baseball Scouts for service to baseball within the media.
- Won the New York State Sports Broadcasters Award for play-by-play work during the 1994 Stanley Cup Playoffs.
- In January 1994, he announced his second straight National Hockey League All-Star Game for the NHL Radio Network.
- Called the 1993 Stanley Cup Finals for the NHL Radio Network.
- Before joining WFAN, the Queens, NY native was a sportscaster for WCBS Radio and the NBC Radio Network...Broadcaster for LIU basketball and soccer on WNYE-TV in 1986.
- Began his radio career in 1977 as the Sports Director of WHN Radio in New York, a position he held through 1983.
- Broke into broadcasting as one of the original voices of SportsPhone in 1975.
- Graduated from Cardozo High School in Bayside, Queens and Queens College.
- Lives in Florida and on Long Island with his wife, Barbara. They have two adult daughters, Alyssa and Chelsea...Alyssa has performed on the ABC Soap Opera "One Life To Live."


KEITH RAAD

- Keith Raad enters his first season as a radio play-by-play broadcaster for the Mets.
- He spent five years as the Voice of the Brooklyn Cyclones (A+) in historic Coney Island, working in the New York Mets organization from 2018-2023.
- Named the winner of the 2019 Warner Fusselle Award for Radio Excellence, given to the best broadcaster in the New York Penn League.
- Has served as the voice for Wagner Seahawks football and women's basketball since 2017, and has also served as play-by-play announcer in the Tri-State Area for LIU, St. Francis Brooklyn, and Stevens Institute of Technology.
- Has called games in the minor leagues across eight seasons for the Dayton Dragons (A), Long Island Ducks (Ind.), and Frisco RoughRiders (AA).
- Has called University of Maryland Eastern Shore men's and women's basketball and volleyball on FloSports and Facebook Live.
- His freelance play-by-play work has also included NBA G-League Basketball on MSG Network and ESPN+, the Atlantic 10 Conference baseball, softball, soccer, and volleyball championships, the NCAA and NJCAA Women's Soccer Tournaments.
- Graduated from the University of Dayton in 2015 after attending Chaminade High School in Mineola.
- Was born and raised in Valley Stream on Long Island, and currently lives with his wife Kaitlyn in Manhattan.



PATRICK MCCARTHY

- Patrick McCarthy is in his first season in his role with WCBS 880 hosting the Mets pre and post-game show and providing play-by-play for select games.
- McCarthy has been the play-by-play broadcaster for the Lehigh Valley Ironpigs, the Triple-A affiliate of the Phillies for the last five years and has filled in on Phillies broadcasts over the last two seasons.
- He has broadcasted for Princeton University and Saint Joseph's University calling football and Men's and Women's basketball since 2016.
- McCarthy is the son of current Phillies television broadcaster Tom McCarthy who spent two seasons in the Mets broadcast booth in 2006 and 2007
- A graduate of The College of New Jersey in 2017 and a member of the varsity baseball team, McCarthy grew up in Allentown, NJ, currently he lives in Bordentown, NJ with his wife Emily.



CHRIS MAJKOWSKI

- Chris Majkowski enters his 31st season as the producer-engineer for the Mets... Will enter the 2023 season having engineered 4,629 consecutive games dating to August 8, 1993.
- Also works with the New York Giants, New York Knicks, New York Rangers and St. John's University.
- Worked the 2000 and 2015 World Series as well as the 1999 NBA Finals, 2014 Stanley Cup Final and three Super Bowls.
- Graduated from Fordham University in 1989 where he worked for Fordham's radio station, WFUV.
- Continues to do the public address for football and basketball games at Rose Hill.
- Raised on Long Island in Albertson, NY.



SPANISH RADIO

MAX PEREZ JIMENEZ

- Max Perez Jimenez joined the Mets Spanish broadcast team in 2005.
- In 2016, was recognized in Santiago de los Caballeros with the Ciudad Corazon Voice and Talent Award given out by the announcers of Santiago, DR...Was also awarded the 2016 Acroarte Award in New York, a recognition from the association of music and art critics for his work as a sports announcer and voice of the New York Mets.
- He is the New York Mets play-by-play voice en Español...Has also served as the play-by-play voice of the Brooklyn Nets in Spanish.
- Has broadcast MLB postseason action for ESPN Spanish radio since 2009.
- Began his career in the Dominican Republic in 1974 as a program manager and news/sports announcer.
- From 1983-1986, he participated in the Mets Spanish Broadcast as assistant producer, analyst and play-by-play broadcaster.
- Since 1992, he has been the production manager and sports and news announcer at WADO 1280 AM.



NESTOR ROSARIO

- Nestor Rosario begins his 12th season as a broadcaster on the Mets' Spanish radio team...Joined the broadcasts in 2011...Has increased his appearances and began filling in regularly in 2012.
- In addition to his backup role for the Mets, he announces the Dominican Winter League on ESPN 1050 AM.
- Since 2014 is the voice of the NY Giants by WADO 1280 am
- Began his broadcast career on sports radio in the Dominican Republic in 1992 and continued through 1997.
- In 1998, he joined the television broadcast for the Gigantes del Cibao baseball club of the Dominican Professional Baseball League and remained with them until 2005 before coming to the U.S. to pursue his professional baseball broadcasting career.



JOHNNY TRUJILLO

- This year marks Trujillo's fourth season with the Mets, joining the club in 2020.
- A journalist and broadcaster who specializes in baseball, basketball, volleyball, boxing, soccer and cycling.
- He previously worked with ESPN New York (2016-2019), the Dominican Baseball League (1995-2014), the Cuban Baseball League (1983-1993), World League Italy (1994) and the Baseball Junior World Championship in Mic Mac Park, Canada (1987).



JUAN ALICEA

On September 14, 2021, the New York Mets announced the club would name the Spanish Radio Booth at Citi Field in honor of Juan Alicea. Alicea joined the organization in April of 1969 and served in a variety of capacities, including scouting and community relations, before finding his home in the Spanish broadcasting booth in 1982, where he remained through 2019. Alicea was behind the mic for over 4,000 Mets games, and was the leading voice on the International Spanish Network during

the 1986 postseason which aired throughout the United States and Latin America. Alicea scouted Lee Mazzilli and Nino Espinosa, who both played for the Mets. He was heavily involved with Hispanic marketing initiatives in the community, including honoring Hispanic stars such as Juan Marichal, Orlando Cepeda, Tony Perez and Sammy Sosa, when they came to Shea. Alicea passed away at age 85 on July 18, 2022.



ON THE AIR

YEARS ANNOUNCERS

- 1962-73** **RADIO & TV:** Ralph Kiner, Bob Murphy, Lindsey Nelson
SPANISH RADIO: Miguel Angel Torres, Salomon Volpe
- 1974-78** **RADIO & TV:** Ralph Kiner, Bob Murphy, Lindsey Nelson
SPANISH RADIO: Juan Vene, Jose Valdivielso, Buck Canel
- 1979** **RADIO & TV:** Ralph Kiner, Bob Murphy, Steve Albert
SPANISH RADIO: Juan Vene, Jose Valdivielso, Buck Canel
- 1980** **RADIO & TV:** Ralph Kiner, Bob Murphy, Steve Albert
SPANISH RADIO: Juan Vene, Jose Valdivielso, Buck Canel
CABLE TV: Art Shamsky, Bob Goldsholl
- 1981** **RADIO:** Ralph Kiner, Bob Murphy, Steve Albert, Art Shamsky
SPANISH RADIO: Juan Vene, Jose Valdivielso, Buck Canel
TV: Kiner, Murphy, Albert
CABLE TV: Kiner, Murphy, Albert, Shamsky
- 1982** **RADIO:** Bob Murphy, Steve LaMar
SPANISH RADIO: Juan Vene, Juan Alicea
TV & CABLE TV: Ralph Kiner, Lorn Brown
- 1983** **RADIO:** Bob Murphy, Steve LaMar
SPANISH RADIO: Oscar Polo, Juan Alicea, Max Perez Jimenez
TV: Ralph Kiner, Tim McCarver, Steve Zabriskie
CABLE TV: Kiner, McCarver, Bud Harrelson
- 1984** **RADIO:** Bob Murphy, Steve LaMar
SPANISH RADIO: Oscar Polo, Juan Alicea, Max Perez Jimenez
TV: Ralph Kiner, Tim McCarver, Steve Zabriskie
CABLE TV: Kiner, McCarver, Fran Healy
- 1985** **RADIO:** Bob Murphy, Gary Thorne
SPANISH RADIO: Oscar Polo, Juan Alicea, Max Perez Jimenez
TV: Ralph Kiner, Tim McCarver, Steve Zabriskie
CABLE TV: Kiner, McCarver, Fran Healy
- 1986** **RADIO:** Bob Murphy, Gary Thorne
SPANISH RADIO: Oscar Polo, Juan Alicea, Max Perez Jimenez
TV: Ralph Kiner, Tim McCarver, Steve Zabriskie, Rusty Staub
CABLE TV: Kiner, McCarver, Staub, Fran Healy

YEARS ANNOUNCERS

- 1987** **RADIO:** Bob Murphy, Gary Thorne
SPANISH RADIO: Billy Berroa, Armando Talavera, Juan Alicea
TV: Ralph Kiner, Tim McCarver, Steve Zabriskie, Rusty Staub
CABLE TV: Kiner, McCarver, Staub, Fran Healy
- 1988** **RADIO:** Bob Murphy, Gary Thorne
SPANISH RADIO: Billy Berroa, Armando Talavera, Juan Alicea
TV: Ralph Kiner, Tim McCarver, Steve Zabriskie, Rusty Staub
CABLE TV: Kiner, McCarver, Fran Healy
- 1989** **RADIO:** Bob Murphy, Gary Cohen
SPANISH RADIO: Billy Berroa, Armando Talavera, Juan Alicea
TV: Ralph Kiner, Tim McCarver, Steve Zabriskie
CABLE TV: Kiner, Fran Healy, Rusty Staub
- 1990-91** **RADIO:** Bob Murphy, Gary Cohen
SPANISH RADIO: Billy Berroa, Renato Morffi, Armando Talavera, Juan Alicea
TV: Ralph Kiner, Tim McCarver
CABLE TV: Kiner, Fran Healy, Rusty Staub
- 1992-93** **RADIO:** Bob Murphy, Gary Cohen, Todd Kalas
SPANISH RADIO: Billy Berroa, Renato Morffi, Armando Talavera, Juan Alicea
TV: Ralph Kiner, Tim McCarver
CABLE TV: Kiner, Fran Healy, Rusty Staub
- 1994-95** **RADIO:** Bob Murphy, Gary Cohen, Howie Rose
SPANISH RADIO: Juan Alicea, Renato Morffi
TV: Ralph Kiner, Tim McCarver, Gary Thorne
CABLE TV: Kiner, Fran Healy, Rusty Staub
- 1996** **RADIO:** Bob Murphy, Gary Cohen, Ed Coleman
SPANISH RADIO: Juan Alicea, Billy Berroa
TV: Ralph Kiner, Tim McCarver, Gary Thorne
CABLE TV: Kiner, Howie Rose, Fran Healy, Matt Loughlin
- 1997-98** **RADIO:** Bob Murphy, Gary Cohen, Ed Coleman
SPANISH RADIO: Juan Alicea, Billy Berroa
TV: Ralph Kiner, Tim McCarver, Gary Thorne
CABLE TV: Kiner, Howie Rose, Fran Healy, Matt Loughlin

FLAGSHIP TV STATION: WWOR-TV 9 (1962-1998); WPIX-TV (1999-2006); CW-11 (2006-2008); PIX-11 (2009-present)

FLAGSHIP CABLE TV STATION: SportsChannel (1982-1997); Fox Sports New York (1998-2005); SportsNet New York (2006-present)

YEARS ANNOUNCERS

- 1999-01** **RADIO:** Bob Murphy, Gary Cohen, Ed Coleman
SPANISH RADIO: Juan Alicea, Billy Berroa
TV: Tom Seaver, Gary Thorne, Keith Hernandez
CABLE TV: Ralph Kiner, Howie Rose, Fran Healy, Matt Loughlin
- 2002** **RADIO:** Bob Murphy, Gary Cohen, Ed Coleman, Ted Robinson
SPANISH RADIO: Juan Alicea, Billy Berroa
TV: Tom Seaver, Gary Thorne
CABLE TV: Ralph Kiner, Howie Rose, Fran Healy, Matt Loughlin, Robinson, Keith Hernandez
- 2003** **RADIO:** Bob Murphy, Gary Cohen, Ted Robinson, Howie Rose, Ed Coleman
SPANISH RADIO: Juan Alicea, Billy Berroa
TV: Tom Seaver, Dave O'Brien, Ralph Kiner, Keith Hernandez
CABLE TV: Fran Healy, Robinson, Hernandez, Kiner, Rose, Matt Loughlin
- 2004** **RADIO:** Gary Cohen, Howie Rose, Ed Coleman
SPANISH RADIO: Juan Alicea, Billy Berroa
TV: Tom Seaver, Dave O'Brien, Ralph Kiner, Keith Hernandez
CABLE TV: Fran Healy, Ted Robinson, Hernandez, Kiner, Matt Loughlin
- 2005** **RADIO:** Gary Cohen, Howie Rose, Ed Coleman
SPANISH RADIO: Juan Alicea, Billy Berroa, Max Perez Jimenez
TV: Tom Seaver, Dave O'Brien, Ralph Kiner, Keith Hernandez
CABLE TV: Fran Healy, Ted Robinson, Hernandez, Kiner, Matt Loughlin
- 2006** **RADIO:** Howie Rose, Tom McCarthy, Ed Coleman
SPANISH RADIO: Juan Alicea, Billy Berroa
TV: Gary Cohen, Ron Darling, Keith Hernandez, Ralph Kiner, Chris Cotter
CABLE TV: Cohen, Darling, Hernandez, Kiner, Cotter
- 2007** **RADIO:** Howie Rose, Tom McCarthy, Ed Coleman
SPANISH RADIO: Juan Alicea, Billy Berroa, Max Perez Jimenez
TV: Gary Cohen, Ron Darling, Keith Hernandez, Ralph Kiner, Kevin Burkhardt
CABLE TV: Cohen, Darling, Hernandez, Kiner, Burkhardt

FLAGSHIP RADIO STATION: WABC 770 (1962-1963); WJRZ 970 (1967-1971); WNEW 1130 (1975-1977); WHN 1050 (1964-1966, 1972-1974, 1983-1987); WMCA 570 (1978-1982); WFAN 1050 (1987-1988); WFAN 101.9/660 (1989-2013); WOR (2014-2018); WCBS 880 (2019-Current)

FLAGSHIP SPANISH RADIO STATION: WHOM 1480 (1962-1974); VENE INTERNATIONAL NETWORK (1975-1981); WBNX 1380 (1982); WKDM 1380 (1983-1986); WJIT 1480 (1987-1989); WSKQ 620 (1990-1996); WADO 1280 (1997-2009); WQBU 92.7 (2010-2012); 1050 ESPN Deportes (2013-2020); WQBU 92.7 (2021)

YEARS ANNOUNCERS

- 2008-09** **RADIO:** Howie Rose, Wayne Hagin, Ed Coleman
SPANISH RADIO: Juan Alicea, Max Perez Jimenez
TV: Gary Cohen, Ron Darling, Keith Hernandez, Ralph Kiner, Kevin Burkhardt
CABLE TV: Cohen, Darling, Hernandez, Kiner, Burkhardt
- 2010-11** **RADIO:** Howie Rose, Wayne Hagin, Ed Coleman
SPANISH BROADCAST: Juan Alicea, Max Perez Jimenez
TV: Gary Cohen, Ron Darling, Keith Hernandez, Ralph Kiner, Kevin Burkhardt
CABLE TV: Cohen, Darling, Hernandez, Kiner, Burkhardt
- 2012-13** **RADIO:** Howie Rose, Josh Lewin, Ed Coleman
SPANISH BROADCAST: Juan Alicea, Max Perez Jimenez, Nestor Rosario
TV: Gary Cohen, Ron Darling, Keith Hernandez, Ralph Kiner, Kevin Burkhardt
CABLE TV: Cohen, Darling, Hernandez, Kiner, Burkhardt
- 2014** **RADIO:** Howie Rose, Josh Lewin
SPANISH BROADCAST: Juan Alicea, Max Perez Jimenez, Nestor Rosario
TV: Gary Cohen, Ron Darling, Keith Hernandez, Kevin Burkhardt
CABLE TV: Cohen, Darling, Hernandez, Burkhardt
- 2015-18** **RADIO:** Howie Rose, Josh Lewin, Wayne Randazzo
SPANISH BROADCAST: Juan Alicea, Max Perez Jimenez, Nestor Rosario
TV: Gary Cohen, Ron Darling, Keith Hernandez, Steve Gelbs
CABLE TV: Cohen, Darling, Hernandez, Gelbs
- 2019-22** **RADIO:** Howie Rose, Wayne Randazzo, Ed Coleman
SPANISH BROADCAST: Juan Alicea, Max Perez Jimenez, Nestor Rosario, Johnny Trujillo
TV: Gary Cohen, Ron Darling, Keith Hernandez, Steve Gelbs
CABLE TV: Cohen, Darling, Hernandez, Gelbs
- 2023** **RADIO:** Howie Rose, Keith Raad, Patrick McCarthy
SPANISH BROADCAST: Max Perez Jimenez, Nestor Rosario, Johnny Trujillo
TV: Gary Cohen, Ron Darling, Keith Hernandez, Steve Gelbs
CABLE TV: Gary Cohen, Ron Darling, Keith Hernandez, Steve Gelbs

CLOVER PARK

31 Piazza Drive • Port St. Lucie, FL 34986
(772) 871-2100 • Tickets (772) 871-2115 • Est. 1988 • Capacity 7,000



The Mets spring training facility in Port St. Lucie was renamed Clover Park in January of 2020. The ballpark has been the team's Florida home since moving from St. Petersburg, FL in 1988.

Clover Park underwent a \$55 million renovation two years ago in an effort to modernize the facility for fans, players and staff. Upgrades for fans include a grand entrance, new seats, expanded concourses, new concession stands, larger merchandise shops, an additional elevator, a partial boardwalk wrapped around left field and the creation of the Jim Beam Bar.

New player amenities include better practice fields, batting cages, clubhouses, a bigger weight room and more training rooms. New executive offices and workspaces were also created. Capacity for Clover Park remains 7,000.

To commemorate the renovation, the stadium's entrance road off of Peacock Blvd. and University Blvd. has been renamed Piazza Drive in honor of Hall of Famer Mike Piazza and the address of the ballpark is now 31 Piazza Dr.

Prior to 2020, the stadium received several upgrades throughout the years of the Mets' stay in Port St. Lucie. Following spring training in 2003, \$10 million was spent to modify the stadium and create a grass berm beyond right field. In 2012 the right field bleachers were replaced by field level seats that were connected to the rest of the stadium and a new video board was installed.

Clover Park also serves as the summer home of the St. Lucie Mets, New York's minor league affiliate.

2023 SPRING TRAINING SCHEDULE

Date	Day	Opponent	Location	Time	TV	Radio
Feb. 25	Saturday	Miami Marlins	Port St. Lucie	6:10 p.m.	SNY	
	Saturday	Houston Astros	West Palm Beach			WCBS
Feb. 26	Sunday	Washington Nationals	Port St. Lucie	1:10 p.m.	SNY	WCBS
Feb. 27	Monday	St. Louis Cardinals	Jupiter	1:05 p.m.	ESPN	
Feb. 28	Tuesday	Houston Astros	Port St. Lucie	1:10 p.m.	SNY/ESPN	
March 1	Wednesday	Miami Marlins	Jupiter	1:10 p.m.		
March 2	Thursday	Atlanta Braves	Port St. Lucie	1:10 p.m.	SNY	
March 3	Friday	Washington Nationals	Port St. Lucie	1:10 p.m.	SNY	
March 4	Saturday	Miami Marlins	Jupiter	1:10 p.m.		WCBS
March 5	Sunday	St. Louis Cardinals	Jupiter	1:05 p.m.		WCBS
March 6	Monday	OFF				
March 7	Tuesday	Houston Astros	West Palm Beach	6:05 p.m.		
March 8	Wednesday	Nicaragua - WBC	Port St. Lucie	6:10 p.m.		
March 9	Thursday	Venezuela - WBC	Port St. Lucie	1:10 p.m.	SNY	
March 10	Friday	Houston Astros	Port St. Lucie	1:10 p.m.	SNY	
	Friday	St. Louis Cardinals	Jupiter			
March 11	Saturday	Washington Nationals	West Palm Beach	7:05 p.m.		WCBS
March 12	Sunday	Tampa Bay Rays	Port St. Lucie	1:10 p.m.	PIX11	WCBS
March 13	Monday	Miami Marlins	Jupiter	1:10 p.m.		
March 14	Tuesday	Washington Nationals	Port St. Lucie	1:10 p.m.	SNY	
March 15	Wednesday	St. Louis Cardinals	Port St. Lucie	1:10 p.m.	SNY	
March 16	Thursday	Washington Nationals	West Palm Beach	6:05 p.m.		
March 17	Friday	Miami Marlins	Port St. Lucie	6:10 p.m.	SNY	
March 18	Saturday	Houston Astros	West Palm Beach	7:05 p.m.		WCBS
March 19	Sunday	St. Louis Cardinals	Port St. Lucie	1:10 p.m.	SNY	WCBS
March 20	Monday	Washington Nationals	West Palm Beach	6:05 p.m.		
March 21	Tuesday	OFF				
March 22	Wednesday	Houston Astros	Port St. Lucie	1:10 p.m.	SNY	
March 23	Thursday	Atlanta Braves	Venice	1:05 p.m.		
March 24	Friday	Tampa Bay Rays	Port Charlotte	1:05 p.m.		
March 25	Saturday	St. Louis Cardinals	Port St. Lucie	6:10 p.m.	PIX11	WCBS
March 26	Sunday	Miami Marlins	Port St. Lucie	4:10 p.m.	PIX11	WCBS

WCBS - Games can be heard on WCBS (880 AM)

SNY - Games can be seen on SportsNet New York

PIX11 - Games can be seen on PIX11 (Channel 11)

All times are Eastern Standard Time.

PUBLIC ADDRESS ANNOUNCERS

Jack E. Lee	(1962-August, 1966)
Dan Reilly.....	(two homestands in 1966)
Jack Lightcap	(1966-1970)
Loren Matthews.....	(1970-1976)
Jack Franchetti.....	(1977-1987)
Pete Larkin	(1988-1993)
Don & Doug Gould	(1994)
Del DeMontreux.....	(1995-1999)
Roger Luce.....	(2000-2003)
Alex Anthony.....	(2003-2017)
COLIN COSELL & MARYSOL CASTRO	(2018-Present)

ALL-TIME SPRING TRAINING RECORDS

Year	W-L-T	Pct.	Year	W-L-T	Pct.	Year	W-L-T	Pct.
1962	12-15	.444	1982	10-14	.417	2003	16-14-2	.533
1963	15-12	.556	1983	11-12	.478	2004	13-20-1	.394
1964	10-17	.370	1984	13-11	.542	2005	17-11-2	.607
1965	11-15	.423	1985	13-12	.520	2006	16-14-1	.533
1966	14-10	.583	1986	13-13	.500	2007	12-21-1	.353
1967	13-13	.500	1987	12-14	.462	2008	20-11-1	.645
1968	9-18	.333	1988	19-10	.655	2009	18-15-1	.529
1969	14-10	.583	1989	12-18	.400	2010	14-16-1	.467
1970	13-12	.520	1990	8-5	.615	2011	17-15-2	.531
1971	15-12	.556	1991	15-14	.517	2012	9-20-2	.310
1972	15-8	.652	1992	15-15	.500	2013	15-15-3	.500
1973	11-13	.458	1993	15-14	.517	2014	14-16-2	.467
1974	11-13	.458	1994	21-13	.618	2015	19-12-2	.613
1975	8-18	.308	1995	17-20	.459	2016	8-17-5	.320
1976	4-11	.267	1996	16-12	.571	2017	15-17-3	.429
1977	11-14	.440	1997	10-15	.400	2018	10-18-3	.357
1978	10-15	.400	1998	19-11	.633	2019	13-16-2	.448
1979	10-13	.435	1999	15-16	.484	2020	8-11-3	.432
1980	5-11	.313	2000	14-12	.538	2021	11-11-2	.500
1981	13-11	.542	2001	18-10	.643	2022	7-7-1	.500
			2002	12-19-1	.387	Totals	787-831-32	.486

NEW YORK METS COMMUNICATIONS DEPARTMENT



NANCY ELDER
Chief Communications
Officer



ETHAN WILSON
Senior Director,
Communications



ZACH WEBER
Senior Director,
Communications &
Publications



ALAN SURIEL
Manager,
Communications



ZACK BECKER
Manager,
Communications



KATIE AGOSTIN
Manager,
Communications



JOSH LEDERMAN
Assistant,
Communications

CITI FIELD DIAGRAM



SEATING CATEGORY

SECTIONS

ROWS

SEATING CATEGORY

SECTIONS

ROWS

Clover Platinum	11-19	1	Excelsior Gold	313-325	1
Clover Diamond	11-19	2	Excelsior Silver	313-325	2 & higher
Clover Gold	11-19	3-8	Excelsior Box Gold	309-312 & 326-329	1
Delta Silver	11-19	9 & higher	Excelsior Box	309-312 & 326-329	2 & higher
Hyundai Club Platinum	115-120	1st row	Excelsior Reserved Gold	306-308 & 330-333	1
Hyundai Club	115-120	2 & higher	Excelsior Reserved	306-308 & 330-333	2 & higher
Metropolitan Platinum	113-114 & 121-122	1	Coca-Cola Corner Gold	301-305	1
Metropolitan Diamond	113-114 & 121-122	2	Coca-Cola Corner	301-305	2 & higher
Metropolitan Field Platinum	111-112 & 123-124	1	Left Field Landing Gold	334-339	1
Metropolitan Field Diamond	111-112 & 123-124	2	Left Field Landing	334-339	2 & higher
Metropolitan Gold	111-114 & 121-124	3-6	Promenade Gold	411-418	1
Metropolitan Silver	111-114 & 121-124	7-12	Promenade Silver	411-418	2 & higher
Metropolitan Bronze	111-114 & 121-124	13-22	Promenade Infield Gold	510-518	1
Metropolitan Box	111-114 & 121-124	23-31	Promenade Infield	510-518	2 & higher
Field Gold	109-110 & 125-126	A-B	Promenade Baseline Gold	401-410 & 419-428	1
Field Silver	109-110 & 125-126	C-E, 1-6	Promenade Baseline	401-410 & 419-428	2 & higher
Field Box	109-110 & 125-126	7 & higher	Promenade Box Gold	429-437	1
Baseline Gold	107 & 128	A-E	Promenade Box	429-437	2 & higher
Baseline Silver	107-108 & 127-129	1 & higher	Promenade Reserved Gold	506-509 & 519-531	1
Baseline Box	104-106 & 130-132	all	Promenade Reserved	506-509 & 519-531	2 & higher
Field Reserved Platinum	101-103 & 133-139	1st row	Promenade Outfield Gold	501-505 & 532-538	1
Field Reserved	101-103 & 133-139	2 & higher	Promenade Outfield	501-505 & 532-538	2 & higher

METS WRITERS

MLB.com



NATHALIE ALONSO



TONY DICOMO
Beat Writer

The New York Times



TYLER KEPNER

Newsday



LAURA ALBANESE



TIM HEALEY
Beat Writer



DAVID LENNON



ANTHONY RIEBER

DAILY NEWS



MATTHEW ROBERSON



ABBEY MASTRACCO
Beat Writer

The Athletic

northjersey.com

SNY



TIM BRITTON
Beat Writer



WILL SAMMON



ANDY MCCULLOUGH



ANDREW TREDINNICK



ANDY MARTINO



JOHN HARPER

NEW YORK POST



ZACH BRAZILLER



GREG JOYCE



IAN O'CONNOR



JON HEYMAN



MIKE PUMA
Beat Writer



JOEL SHERMAN



MIKE VACCARO

FILLER INDEX

FIELDING

Fielding Bests.....	439
Most Games Played by Position	381
Outfield Assist Leaders	131
Triple Plays.....	439

HISTORY

108 Club.....	427
1-0 Games.....	100
2022 Mets Draft Picks.....	251
40th Anniversary Team.....	434
Best Homestands.....	438
Best Postseason Records	455
Best Record After.....	413
Best Road Trips.....	438
Biggest Blown Leads.....	173
Biggest Comebacks.....	414
Bob Murphy	494
Expansion Mets	359
Family.....	154
First-Round Picks.....	233
General Managers	28
Juan Alicea	498
Last Trade With	390
Logo.....	37
Managers	48
Marathon Games in Mets History.....	128
Mets on Holidays.....	376
Mets Who Played for the Yankees.....	428
Milestone Wins.....	361
Murphy Award Winners.....	247
Never Too Young.....	363
NL East Clinching Dates.....	481
Ownership History	25
Postseason Extra-Inning Games	471
Postseason Walk-off Wins	482
Presidents.....	27
Ralph Kiner.....	493
Rookie of the Year Winners	76
Subway Series Debuts	187
Suspended Games.....	365
The Name is Mets	41
Tie Games.....	318
Two Stadium Doubleheaders	429
Vs. Yankees.....	429
Walk-Off Wins, Consecutive Games	109
Webster Award Winners	236
Winning/Losing Streaks.....	411
Worst Homestands.....	438
Worst Road Trips	438
Yankee-Mets Deals.....	429

HITTING

All-Time Home Run/RBI Leaders by Position.....	362
Big Innings.....	432
Five- & Six-Hit Games.....	125
Hit for the Cycle.....	104
Hitting Streaks	339
Last Time Mets Scored.....	93
Nine for Nine	87
Most Runs Scored by Inning.....	317
When Was the Last Time.....	433

HOME RUNS

1-0 Wins by a Home Run.....	316
1-0 Losses by a Home Run	157
All-Time Grand Slam Leaders.....	437
Back-to-Back-to-Back Home Runs	79
From Both Sides.....	121
Home Run in First At-Bat as a Met	81
Inside-the-Park Home Runs	355
Milestone Home Runs in Mets History.....	215
Most Home Runs by Mets Opponent.....	345
Three Home Runs vs. Mets.....	423

MISCELLANEOUS

Citi Field Tours	367
Dominican Baseball Academy	250
Doubleheaders vs. Opponents.....	426
Meet the Mets Song	22
Mets Connection to Japan	198
Pre-Game Timetable	420
Public Address Announcers.....	502

PINCH-HITTING

All-Time Pinch-Hit Home Run Leaders.....	436
In a Pinch.....	191

PITCHING

3,000 Strikeout Club	208
Almost Perfect.....	196
Best Postseason ERA.....	458
Consecutive Cy Young Award Winners.....	193
First Batter Faced	199
Four Strikeouts in an Inning	424
Immaculate Innings	382
Individual Scoreless Streaks.....	396
Last Time Mets Allowed.....	407
Last Time A Mets Pitcher.....	435
Team Longest Scoreless Streaks	111
Mets Cy Young Award Winners	209
Most Runs Allowed by Inning.....	56
No-Hitter & One-Hitters	391-393
No-Hitters vs. the Mets.....	392
Shutouts/Back-to-Back Starts.....	83
Two Wins in One Day	161

AMAZIN'

STARTS

HERE



BROOKLYN TM **CYCLONES.COM**

FOR TICKETS
CALL OR TEXT  **718-37-BKLYN**

2023 SCHEDULE

MARCH/APRIL

SUN	MON	TUE	WED	THU	FRI	SAT
				30 MIA 6:10pm	31 MIA 6:40pm	1 MIA 4:10pm
2 MIA 1:40pm	3 MIL 2:10pm	4 MIL 7:40pm	5 MIL 1:40pm	6 M 1:10pm	7 M 4:10pm	8 M 4:10pm
9 M 1:40pm	10 SD 7:10pm	11 SD 7:10pm	12 SD 7:10pm	13 OAK 9:40pm	14 OAK 9:40pm	15 OAK 4:07pm
16 OAK 4:07pm	17 LAD 10:10pm	18 LAD 10:10pm	19 LAD 3:10pm	20 SF 9:43pm	21 SF 10:15pm	22 SF 4:05pm
23 SF 4:05pm	24 A 1:40pm	25 W 7:10pm	26 W 7:10pm	27 W 7:10pm	28 A 7:10pm	29 A 4:05pm
30 A 1:40pm						

MAY

SUN	MON	TUE	WED	THU	FRI	SAT
	1 A 1:10pm	2 DET 6:40pm	3 DET 6:40pm	4 DET 1:10pm	5 CR 7:10pm	6 CR 4:30pm
7 CR 1:40pm	8 CIN 6:40pm	9 CIN 6:40pm	10 CIN 6:40pm	11 CIN 12:35pm	12 WSH 7:05pm	13 WSH 4:05pm
14 WSH 1:35pm	15 WSH 4:05pm	16 TB 7:30pm	17 TB 7:10pm	18 TB 7:10pm	19 C 7:10pm	20 C 4:40pm
21 C 7:08pm	22 CHC 7:40pm	23 CHC 7:40pm	24 CHC 7:40pm	25 CHC 7:40pm	26 COL 8:40pm	27 COL TBD
28 COL 3:10pm	29 P 7:10pm	30 P 7:10pm	31 P 7:10pm			

JUNE

SUN	MON	TUE	WED	THU	FRI	SAT
				1 P 1:10pm	2 MIA 7:10pm	3 MIA 4:10pm
4 MIA 1:40pm	5 ATL 7:20pm	6 ATL 7:20pm	7 ATL 7:20pm	8 ATL 7:20pm	9 PIT 7:05pm	10 PIT 4:05pm
11 PIT 1:35pm	12 NY 7:10pm	13 NY 7:10pm	14 NY 7:10pm	15 E 7:10pm	16 E 4:10pm	17 E 4:10pm
18 E 1:40pm	19 HOU 8:10pm	20 HOU 8:10pm	21 HOU 2:10pm	22 PHI 7:05pm	23 PHI 7:05pm	24 PHI 4:05pm
25 PHI 1:35pm	26 MIA 7:10pm	27 MIA 7:10pm	28 MIA 7:10pm	29 MIA 7:10pm	30 SD 7:10pm	

JULY

SUN	MON	TUE	WED	THU	FRI	SAT
						1 SD 4:30pm
2 SD 1:40pm	3 ARI 4:10pm	4 ARI 4:10pm	5 ARI 9:40pm	6 ARI 9:40pm	7 SD 9:40pm	8 SD 10:10pm
9 SD 4:10pm	10 ALPHA GAME TBD	11 ALPHA GAME TBD	12 LA 7:10pm	13 LA 7:10pm	14 LA 7:10pm	15 LA 7:10pm
16 LA 1:40pm	17 S 7:10pm	18 S 7:10pm	19 S 7:10pm	20 S 1:10pm	21 BOS TBD	22 BOS TBD
23 BOS TBD	24 NY 7:05pm	25 NY 7:05pm	26 NY 7:05pm	27 W 7:10pm	28 W 7:10pm	29 W 7:10pm
30 W 1:40pm	31 W 1:40pm					

AUGUST

SUN	MON	TUE	WED	THU	FRI	SAT
		1 KC 8:10pm	2 KC 8:10pm	3 KC 2:10pm	4 BAL 7:05pm	5 BAL 7:05pm
6 BAL 1:35pm	7 C 7:10pm	8 C 7:10pm	9 C 7:10pm	10 A 7:10pm	11 A 7:10pm	12 A 7:10pm
13 A 1:40pm	14 P 7:10pm	15 P 7:10pm	16 P 7:10pm	17 STL 7:15pm	18 STL 8:15pm	19 STL 7:15pm
20 STL 2:15pm	21 ATL 7:30pm	22 ATL 7:30pm	23 ATL 7:30pm	24 A 7:10pm	25 A 7:10pm	26 A 7:10pm
27 A 12:05pm	28 T 7:10pm	29 T 7:10pm	30 T 6:40pm	31 T 6:40pm		

SEPTEMBER/OCTOBER

SUN	MON	TUE	WED	THU	FRI	SAT
					1 S 7:10pm	2 S 7:10pm
3 S 1:40pm	4 WSH 7:05pm	5 WSH 7:05pm	6 WSH 7:05pm	7 MIN 7:10pm	8 MIN 7:10pm	9 MIN 7:10pm
10 MIN 2:10pm	11 A 7:10pm	12 A 7:10pm	13 A 7:10pm	14 A 4:10pm	15 REDS 7:10pm	16 REDS 7:10pm
17 REDS 1:40pm	18 MIA 6:40pm	19 MIA 6:40pm	20 MIA 6:40pm	21 PHI 7:05pm	22 PHI 7:05pm	23 PHI 4:05pm
24 PHI 1:05pm	25 M 7:10pm	26 M 7:10pm	27 M 7:10pm	28 P 7:10pm	29 P 7:10pm	30 P 7:10pm
1 P 3:10pm						

KEY HOME AWAY ALL-STAR GAME

OFFICIAL AIRLINE OF THE NEW YORK METS.



DELTA

OFFICIAL AIRLINE





FOR THE LOVE OF

home runs that change the game.

for the love of progress

Millions of kids in America are struggling with hunger. This season, Citi will continue to support No Kid Hungry and donate \$2,000 for every Mets home run hit at Citi Field. Since 2016, Citi has donated enough to provide more than 13 million meals for kids in need.*